



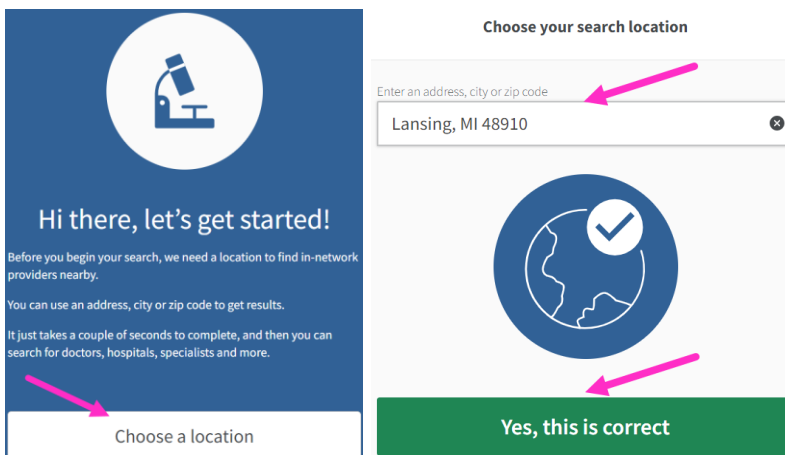
## Navigating the Blue Cross Find-a-Doctor Tool

The “Find a Doctor” link for Blue Cross (e.g., State Health Plan PPO, State High Deductible with Health Savings account, and Blue Care Network) takes you to: [Find Care | BCBSM](#)

1. Once on the *Find Care* web page, non-members should select the *Search without logging in* hyperlink.



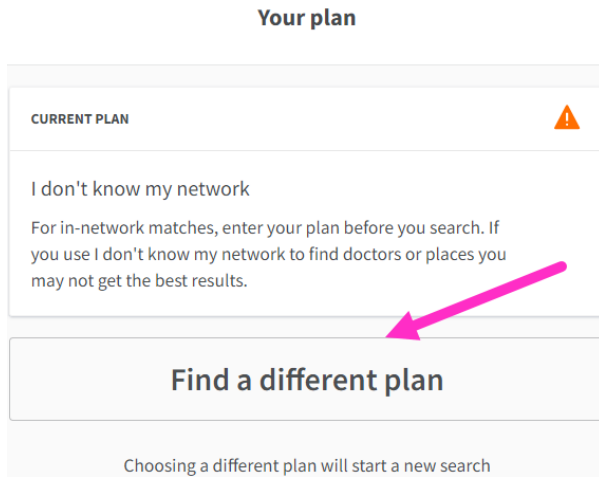
2. Click on the *Choose a location* button, then enter in your home address or ZIP code, and click the *Yes, this is correct* button.



3. On the upper-right corner of your screen, click the *I don't know my network* button to select plans specific to State of Michigan employees.

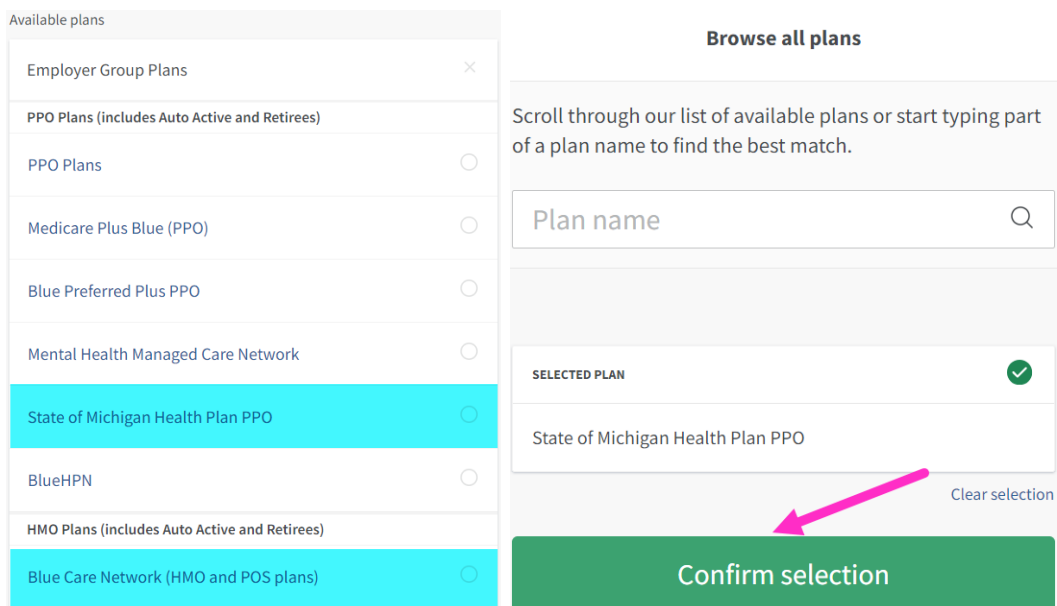


4. Click on the *Find a different plan* button.

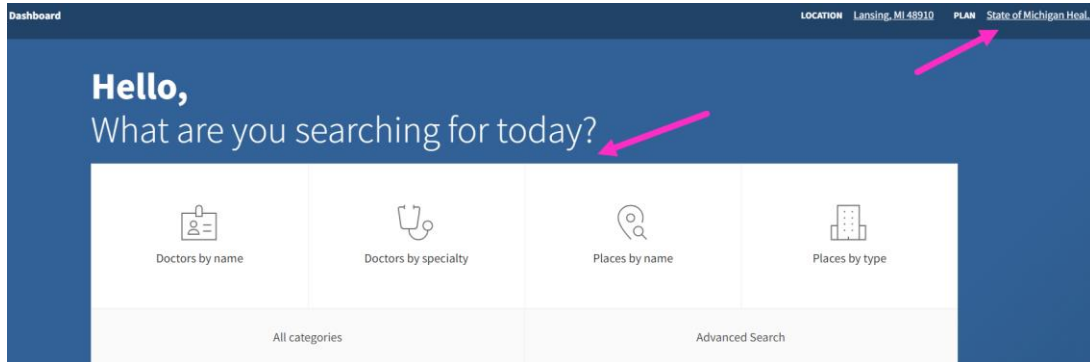


5. A list of available plans populates. Click the radio button to the right of one of the following options, then click the Confirm Selection button.

- The “State of Michigan Plan PPO” must be selected for the SHP PPO or the State HDHP with HSA since they share the same network.
- The “Blue Care Network (HMO and POS plans)” must be selected for the BCN HMO plan.



- The name of the plan you selected will now be populated in the upper-right corner of your screen. Select the method that you would like to use to search for a provider by clicking on either Doctors by name, Doctors by specialty, Places by name, Places by type, All categories, or Advanced Search.



- The search menu will populate. Enter the information that you have selected for your search type. The search is interactive and will begin identifying matches to select from as you type.

**Doctors by name** ×

Search for a doctor by name or NPI to see locations, insurance information and more. Ex: Smith, Jane or Jane S (last name, first name or first name and last initial)

Q