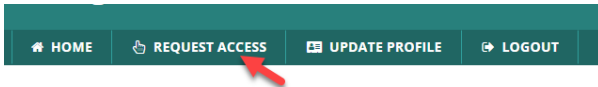


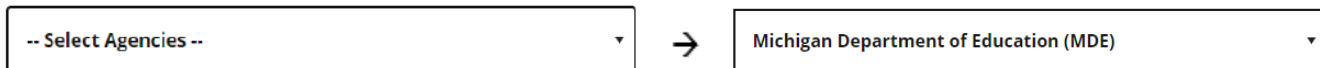
## Linking MEIS Accounts and MILogin for Third Party Accounts

**Step 1:** Log into your MILogin for Third Party account.

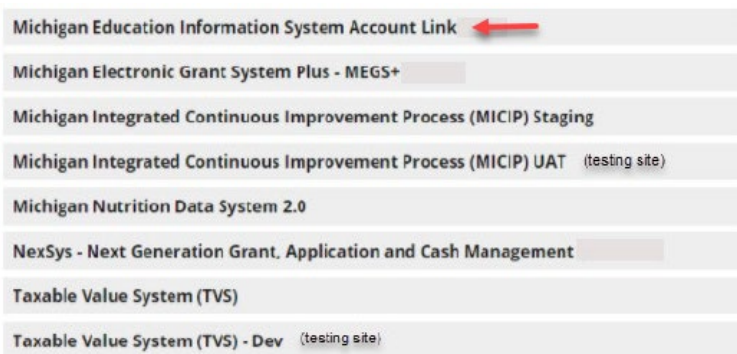
**Step 2:** Click on the REQUEST ACCESS tab.



**Step 3:** Choose "Michigan Department of Education (MDE)" from the *Select Agencies* dropdown menu on the right.



**Step 4:** Choose Michigan Education Information System (MEIS) from the dropdown menu options on the left.



**Step 5:** Check that you agree to the Terms & Conditions.

**Step 6:** Click the REQUEST ACCESS button.



**Step 7:** Verify that your information is correct.

## Linking MEIS Accounts and MILogin for Third Party Accounts

**Step 8:** Click the SUBMIT button.

\*Email Address  
FranksT1@michigan.gov

\*Work Phone Number  
517-335-0352

**SUBMIT** **RESET**

**Step 9:** You will see a Confirmation page that looks like this.

HOME REQUEST ACCESS UPDATE PROFILE LOGOUT

Request Access


1 Search Application 2 Additional Information 3 Confirmation

Confirmation

✓ Success  
The request for your access has been successfully submitted.  
You will see the updated list of application(s) on your home page once it is processed.

HOME

**Step 10:** Logout of MILogin for Third Party and then log back in. [You can log in HERE](#). When you return to your MILogin for Third Party home screen you should see the new system added to your list of MDE systems selections.

 Michigan Department of Education (MDE)

Grant Electronic Monitoring System / Michigan Administrative Review System (GEMS/MARS)

Michigan Education Information System Account Link ←

Michigan Nutrition Data System 2.0

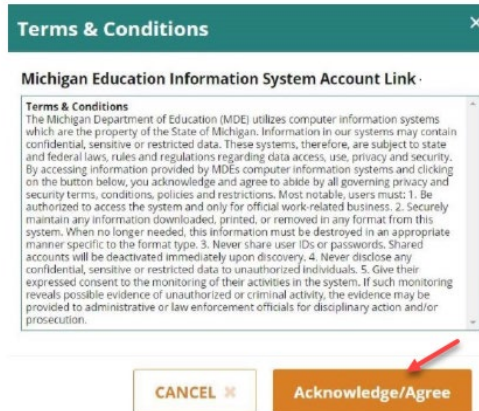
NexSys - Next Generation Grant, Application and Cash Management

**Step 11:** If you don't have the link, double check your email for a system generated email confirming your access. If you don't have a confirmation, email you will need to repeat the steps above.

**Step 12: Please Note:** MILogin for Third Party can react differently with different browsers. If you logged out and logged back in and do not see the MEIS account link option, close all browser windows and tabs before logging back in to MILogin. If you continue to have difficulties, contact the DTMB Client Service Center at: 877-932-6424.

## Linking MEIS Accounts and MILogin for Third Party Accounts

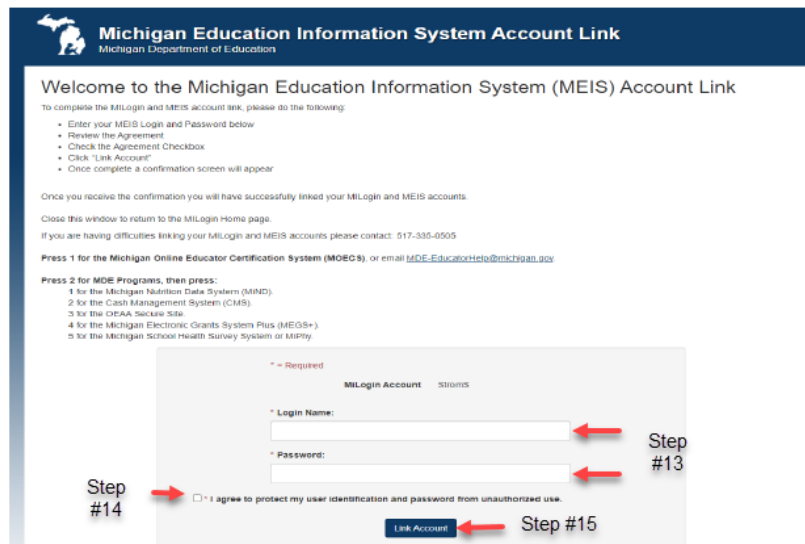
**Step 13:** Click that you Acknowledge/Agree to the Terms & Conditions.



**Step 14:** Enter your **MEIS account Login Name and current password.**

**Step 15:** Check the system agreement checkbox.

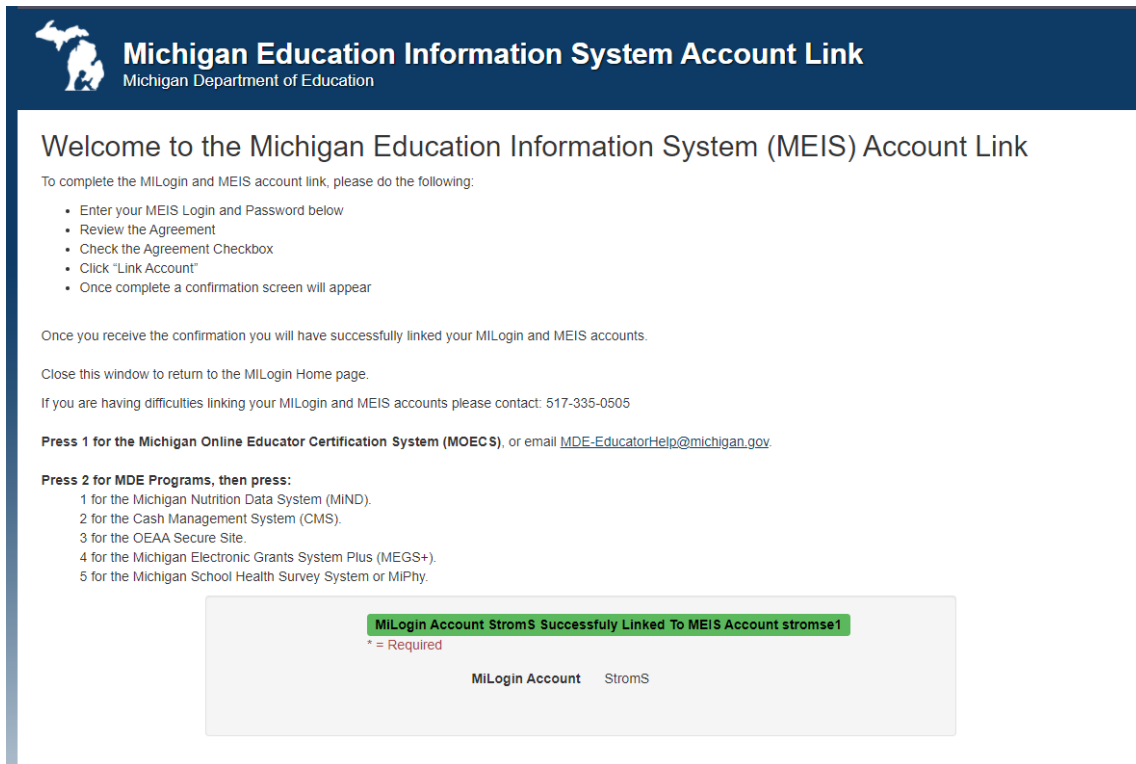
**Step 16:** Click the Link Account button.



**PLEASE NOTE:** If you do not enter the correct MEIS Login and Password after five consecutive tries you will be locked out for 20 minutes. If you are unsure of your MEIS password please visit [www.Michigan.gov/MEIS](http://www.Michigan.gov/MEIS), click the MEIS logo and scroll down to reset your MEIS password.

## Linking MEIS Accounts and MILogin for Third Party Accounts

**Step 17:** Receive MEIS Welcome page upon successful linking of accounts. This confirmation page will note the MILogin for Third Party Username linked to the specific MEIS account.



**Michigan Education Information System Account Link**  
Michigan Department of Education

### Welcome to the Michigan Education Information System (MEIS) Account Link

To complete the MILogin and MEIS account link, please do the following:

- Enter your MEIS Login and Password below
- Review the Agreement
- Check the Agreement Checkbox
- Click "Link Account"
- Once complete a confirmation screen will appear

Once you receive the confirmation you will have successfully linked your MILogin and MEIS accounts.

Close this window to return to the MILogin Home page.

If you are having difficulties linking your MILogin and MEIS accounts please contact: 517-335-0505

Press 1 for the Michigan Online Educator Certification System (MOECS), or email [MDE-EducatorHelp@michigan.gov](mailto:MDE-EducatorHelp@michigan.gov).

Press 2 for MDE Programs, then press:

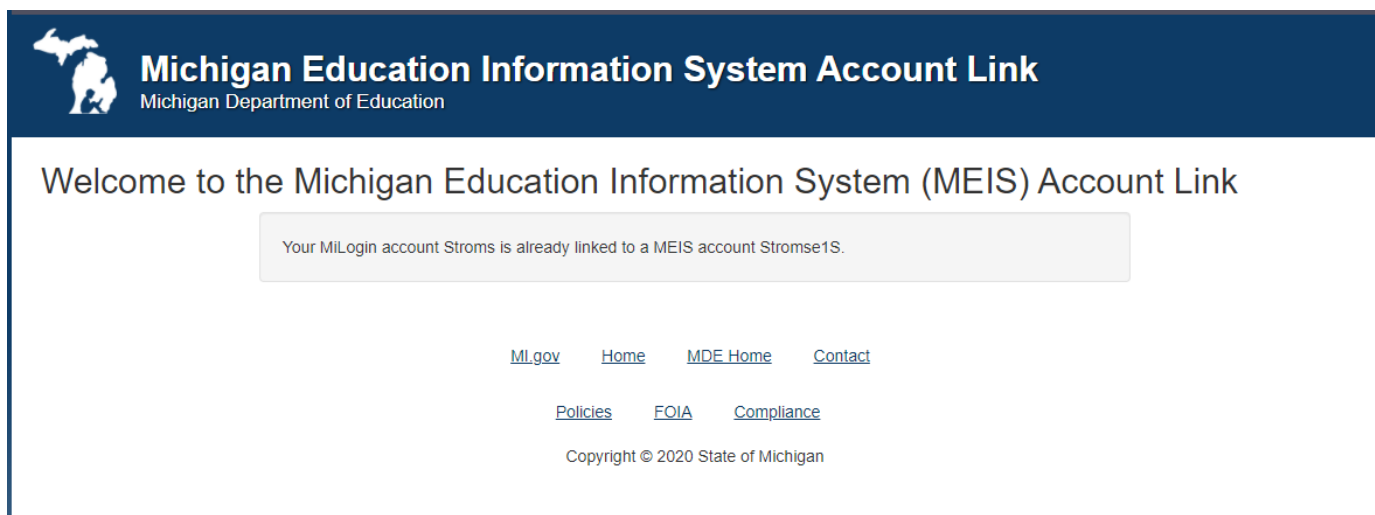
- 1 for the Michigan Nutrition Data System (MIND).
- 2 for the Cash Management System (CMS).
- 3 for the OEAA Secure Site.
- 4 for the Michigan Electronic Grants System Plus (MEGS+).
- 5 for the Michigan School Health Survey System or MIPhy.

**MILogin Account StromS Successfully Linked To MEIS Account stromse1**

\* = Required

MILogin Account    StromS

**NOTE:** If you linked an account and attempt to link the same account again, the system will give you the following message, noting the MILogin User ID that has already been linked.



**Michigan Education Information System Account Link**  
Michigan Department of Education

### Welcome to the Michigan Education Information System (MEIS) Account Link

Your MILogin account Stroms is already linked to a MEIS account Stromse1S.

[MI.gov](#)   [Home](#)   [MDE Home](#)   [Contact](#)

[Policies](#)   [FOIA](#)   [Compliance](#)

Copyright © 2020 State of Michigan