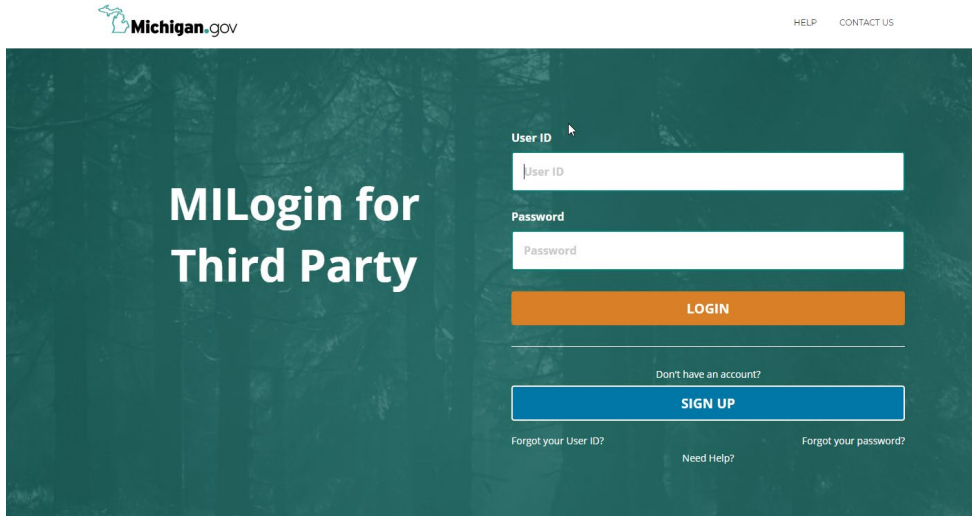


REQUESTING ACCESS TO THE MIND 2.0 LINK IN MILOGIN FOR THIRD PARTY

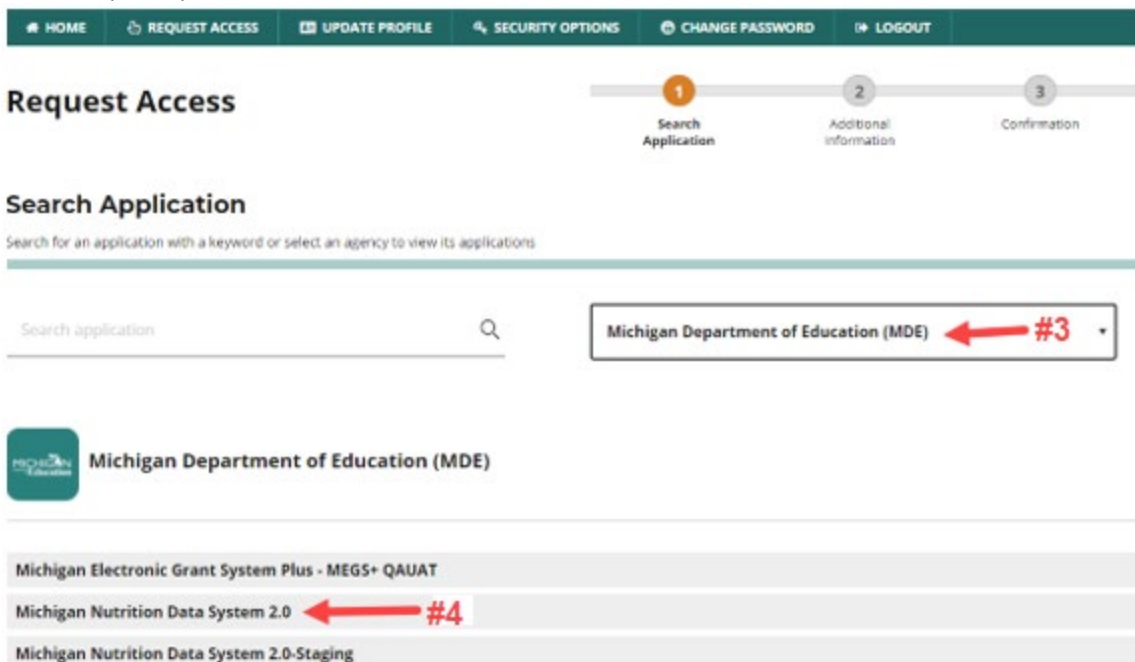
1. Login to your MILogin for Third Party account. [MILogin - Login \(michigan.gov\)](#)¹



2. Click on the **Request Access** tab.

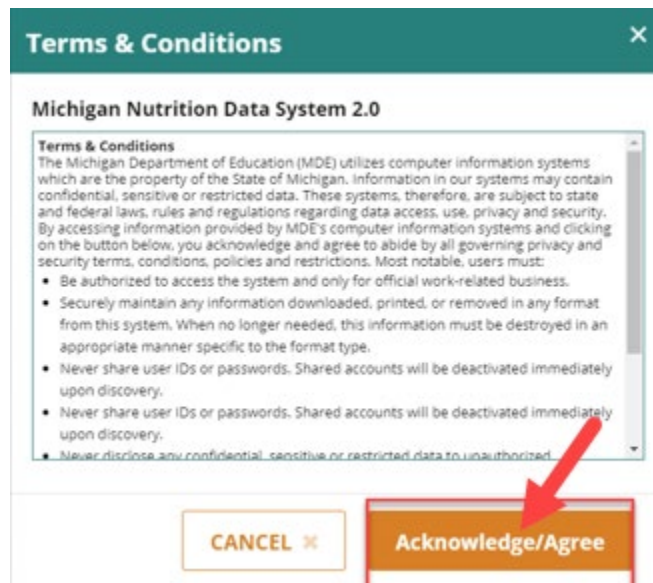


3. Choose **Michigan Department of Education** in the dropdown menu on the right.
4. Click on **Michigan Nutrition Data System 2.0** from the options below Michigan Department of Education (MDE).



REQUESTING ACCESS TO THE MIND 2.0 LINK IN MILOGIN FOR THIRD PARTY

5. **Acknowledge/Agree** to the terms & conditions.



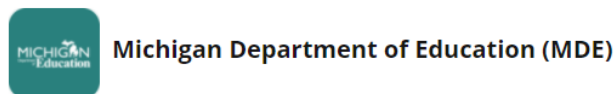
Once access has successfully been requested, MIND 2.0 will be an option to choose.

6. Click on **Michigan Nutrition Data System 2.0** to access the system.



Home Page of Your Name

Access your applications by clicking on the application links below



Michigan Nutrition Data System 2.0

Page Links:

<https://milogintp.michigan.gov/eai/tplogin/authenticate?URL=?>