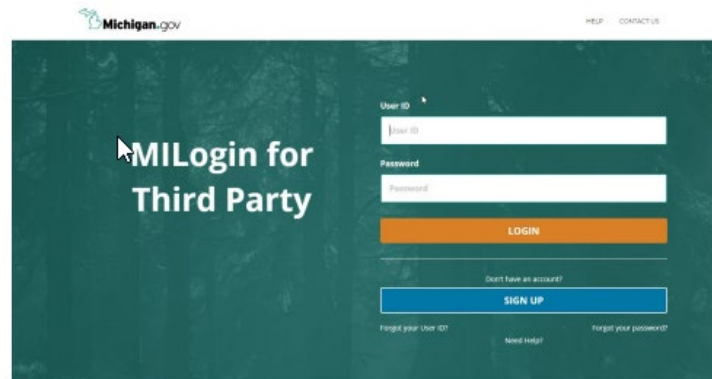


REQUESTING ACCESS TO THE GEMS/MARS LINK IN MILOGIN FOR THIRD PARTY

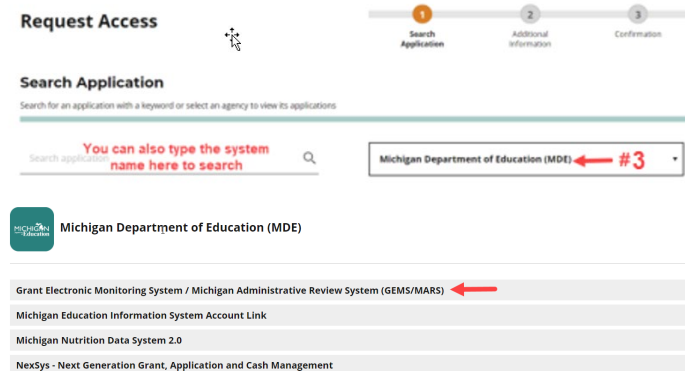
1. Login to your MILogin for Third Party account. [MILogin - Login \(michigan.gov\)](#)¹



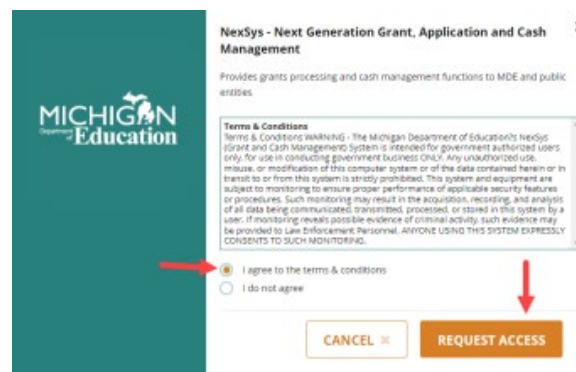
2. Click on the Request Access tab.



3. Choose Michigan Department of Education in the dropdown menu on the right.
4. Click on Grant Electronic Monitoring System / Michigan Administrative Review System (GEMS/MARS) from the options below Michigan Department of Education (MDE).

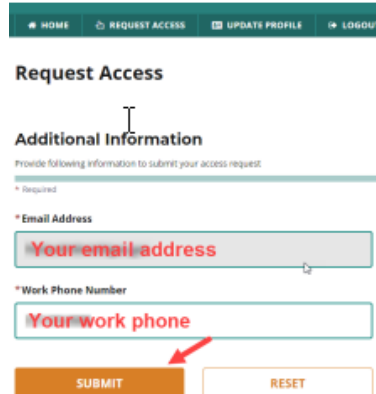


5. Agree to the terms and conditions and click Request Access



REQUESTING ACCESS TO THE GEMS/MARS LINK IN MILOGIN FOR THIRD PARTY

6. Confirm your information and click Submit.



Request Access

Additional Information

Provide following information to submit your access request.

* Required

* Email Address

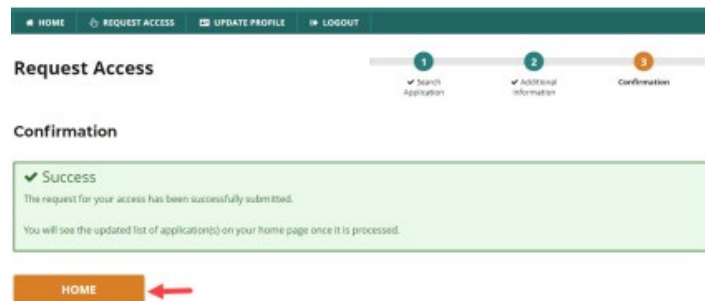
Your email address

* Work Phone Number

Your work phone

SUBMIT RESET

7. Click the Home button to return to your MILogin Home screen.



Request Access

1 Search Application

2 Additional Information

3 Confirmation

Confirmation

✓ Success

The request for your access has been successfully submitted.

You will see the updated list of application(s) on your home page once it is processed.

HOME

NOTE: It may take several minutes for your new link to show up on your MILogin home page.

¹Links Used: <https://milogintp.michigan.gov/eai/tplogin/authenticate?URL=?>