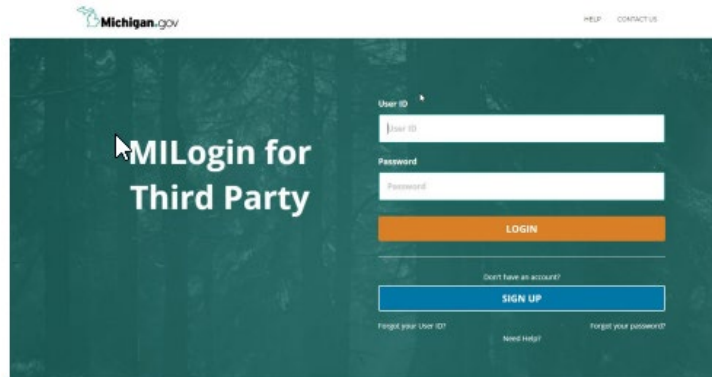


## REQUESTING ACCESS TO THE NEXSYS LINK IN MILOGIN FOR THIRD PARTY

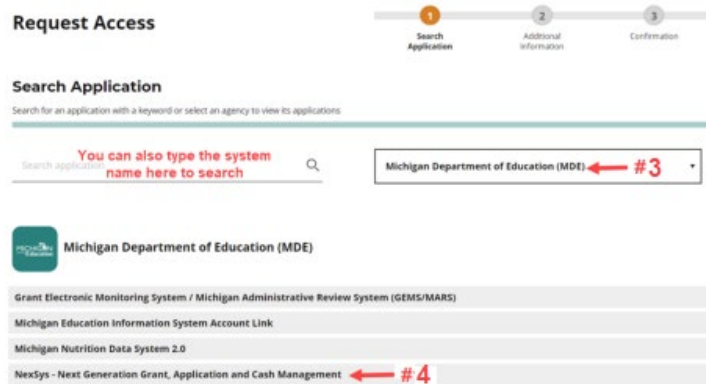
1. Login to your MILogin for Third Party account. [MILogin - Login \(michigan.gov\)](https://milogin.michigan.gov)<sup>1</sup>



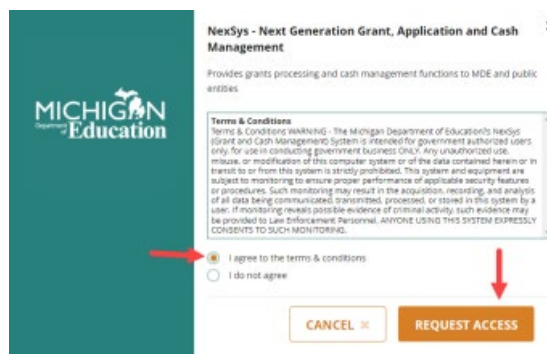
2. Click on the Request Access tab.



3. Choose Michigan Department of Education in the dropdown menu on the right.
4. Click on NexSys – Next Generation Grant, Application and Cash Management from the options below Michigan Department of Education (MDE).



5. Agree to the terms and conditions and click Request Access



## REQUESTING ACCESS TO THE NEXSYS LINK IN MILOGIN FOR THIRD PARTY

6. Confirm your information and click Submit.

Request Access

Additional Information

Provide following information to submit your access request.

\* Required

\* Email Address

Your email address

\* Work Phone Number

Your work phone

SUBMIT RESET

7. Click the Home button to return to your MILogin Home screen.

Request Access

1 Search Application

2 Additional Information

3 Confirmation

Confirmation

Success

The request for your access has been successfully submitted.

You will see the updated list of application(s) on your home page once it is processed.

HOME

**NOTE:** It may take several minutes for your new link to show up on your MILogin home page.

<sup>1</sup>Links Used: <https://milogintp.michigan.gov/eai/tplogin/authenticate?URL=?>