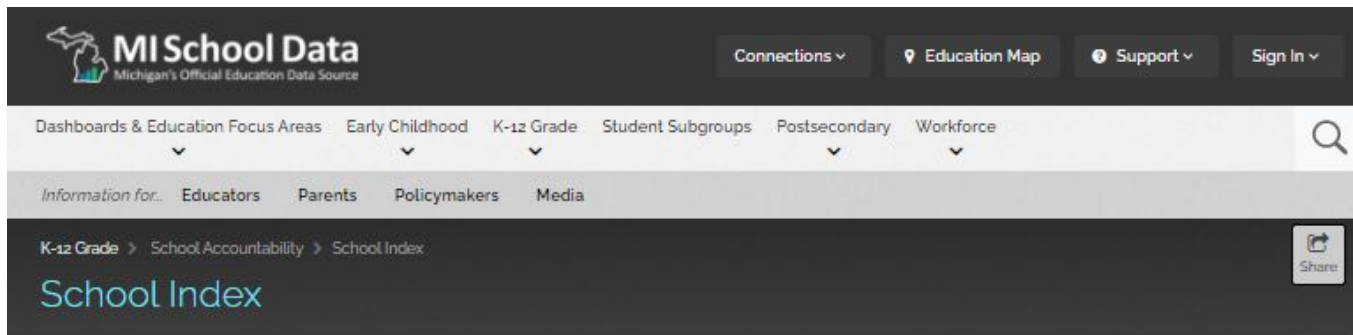


Video Collection

The Michigan School Index System report shows federally-required school accountability measures under the Every Student Succeeds Act of 2015. [You can access videos explaining each of the areas listed below by clicking on the box.](#) [Click here to view the entire set of videos in a play list.](#) Hers is a link to then [Introduction to the School Index.](#)



The screenshot shows the top navigation bar of the MI School Data website. It includes the MI School Data logo, navigation links for Connections, Education Map, Support, and Sign In, and a search bar. Below the navigation bar are menu items for Dashboards & Education Focus Areas, Early Childhood, K-12 Grade, Student Subgroups, Postsecondary, and Workforce. A secondary navigation bar lists 'Information for...' with options for Educators, Parents, Policymakers, and Media. The breadcrumb trail shows 'K-12 Grade > School Accountability > School Index'.

▶ About this Report

 Download/Print

School Name - Link



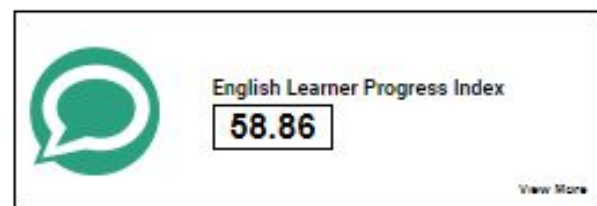
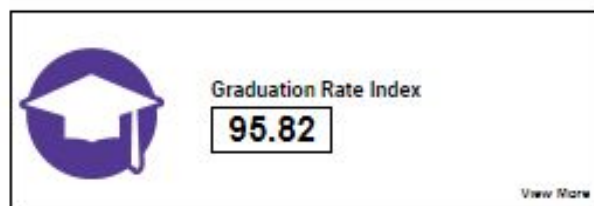

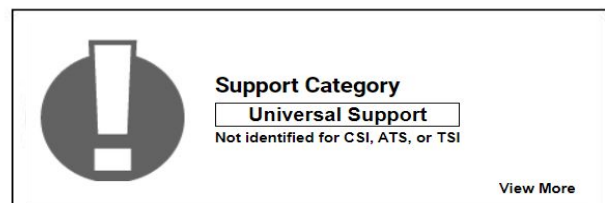

School Overview

[Find a School](#)

School Year:

Click inside the tiles below to see more information about each key performance indicator.

School Index data are not available for 2019-20 and 2020-21 due to the waiver of federal accountability reporting requirements.



MI School Data Index Presentation Collection

The Michigan School Index System report shows federally-required school accountability measures under the Every Student Succeeds Act of 2015. You can access presentation slides explaining each of the areas listed below by clicking on the box for the component. Click here for a [brief overview](#) of the system and here for a [comprehensive presentation](#). Use this [Quick Start Guide](#) to access the index information.

The screenshot shows the top navigation bar of the MI School Data website. It includes the logo for Michigan's Official Education Data Source, navigation links for Connections, Education Map, Support, and Sign In, and a main menu with categories like Dashboards & Education Focus Areas, Early Childhood, K-12 Grade, Student Subgroups, Postsecondary, and Workforce. Below the main menu is a sub-menu for 'Information for...' with options for Educators, Parents, Policymakers, and Media. The breadcrumb trail indicates the current location: K-12 Grade > School Accountability > School Index.

▶ About this Report

Download/Print

School Name - Link

School Overview

[Find a School](#)

School Year:

Click inside the tiles below to see more information about each key performance indicator.

School Index data are not available for 2019-20 and 2020-21 due to the waiver of federal accountability reporting requirements.

Overall Index
84.27
[View More](#)

Support Category
Universal Support
Not identified for CSI, ATS, or TSI
[View More](#)

Growth Index
83.20
[View More](#)

Proficiency Index
86.39
[View More](#)

Graduation Rate Index
95.82
[View More](#)

English Learner Progress Index
58.86
[View More](#)

School Quality and Student Success Index
89.60
[View More](#)

Assessment Participation Index
Assessment Participation
99.71
English Learner Participation
93.38
[View More](#)