

# MiLearn Student Assessment Score Reporting Site Parent User Guide

**A Guide for Accessing and Navigating  
the MiLearn Student Assessment Score  
Reporting Site**

# Table of Contents

Introduction .....	3
Why is My Student Tested Every Year?.....	3
How You Can Use the MiLearn Student Assessment Score Reporting Site.....	3
Reports Available in the MiLearn Student Assessment Score Reporting Site .....	3
Accessing the MiLearn Site.....	7
Accessing Your Student’s Score Reports .....	10
Contacting the MiLearn Project .....	13
Logging Out of MiLearn .....	14

# Introduction

This MiLearn Student Assessment Score Reporting Site user guide shows you how to access, navigate, and use the site to view your student’s Michigan Student Test of Educational Progress (M-STEP) MI-Access, PSAT™ 8/9, SAT® with Essay, WIN Work Readiness assessment, and/or WIDA assessment results. MiLearn provides access to reports with your student’s performance on state assessments for each year they took the tests.

As a parent, you will see score reports for the assessments your child completed. Supported browsers for the MiLearn Student Assessment Score Reporting Site are Chrome, Firefox, Microsoft Edge, and Safari for Mac users. Mobile devices are not supported at this time.

## Why is My Student Tested Every Year?

State and federal law requires all students to be tested in specific grades and content areas each year to measure student progress in the [Michigan Academic Standards](http://www.michigan.gov/academicstandards) (www.michigan.gov/academicstandards) or other career- and college-ready goals. State assessments provide you with valuable information about your student’s academic achievement, as well as provide other stakeholders at the state, district, and school levels with important data to help make decisions about programs and improvement.

More information about how to understand score reports is available in the [M-STEP: What Do the Scores Mean?](https://www.michigan.gov/mde/-/media/Project/Websites/mde/OEAA/M-STEP/M-STEP-WhatDoTheScoresMean.pdf) (https://www.michigan.gov/mde/-/media/Project/Websites/mde/OEAA/M-STEP/M-STEP-WhatDoTheScoresMean.pdf) document.

## How You Can Use the MiLearn Student Assessment Score Reporting Site

The MiLearn Score Reporting Site provides parents direct access to students’ state assessment scores. State summative assessments provide a snapshot of student’s performance. Discuss the results with teachers who know your child personally for a more complete picture of your child’s progress.

## Reports Available in the MiLearn Student Assessment Score Reporting Site

### M-STEP Parent Report

The M-STEP test measures what your student knows and can do in each grade and content area. Students in Michigan are assessed by the M-STEP in the following content areas:

- English Language Arts (ELA): Grades 3-7
- Mathematics: Grades 3-7
- Science: Grades 5, 8, and 11
- Social Studies: Grades 5, 8, and 11

The M-STEP Parent Report provides an overview of your student’s achievement on each M-STEP assessment taken in grades 3-7. Your student may also view their own M-STEP score results through MiLearn.

## Grade 8 Parent Report

The Grade 8 Parent Report includes summary information for the statewide assessments administered in grade 8. These assessments include:

- PSAT 8/9 for grade 8, which provides scores for ELA and Mathematics
- M-STEP Science and Social Studies assessments

Additional information about the PSAT 8/9 for Grade 8 assessment, including what it measures and how scores are reported, is available in the [Understanding PSAT Scores](https://collegereadiness.collegeboard.org/pdf/psat-8-9-understanding-scores.pdf) document (collegereadiness.collegeboard.org/pdf/psat-8-9-understanding-scores.pdf).

## Michigan Merit Examination (MME) Parent Report

Students in 11th grade take the Michigan Merit Examination or MME. The MME Parent Report includes the following assessments:

- SAT with Essay college entrance exam, which provides scores for ELA including essay and Mathematics
- M-STEP Science and Social Studies assessments
- WIN Work Readiness assessment

Additional information about the SAT with Essay assessment, including what it measures and how scores are reported, is available in the [Understanding SAT Scores](#) document.

## MI-Access Parent Reports

MI-Access is Michigan’s alternate assessment system. It is designed for students with the most significant cognitive disabilities whose Individualized Education Program (IEP) team has determined that general assessments, even with accommodations, are not appropriate.

MI-Access Parent Reports include student assessment scores for the following MI-Access assessment types:

- Functional Independence (FI)
- Supported Independence (SI)
- Participation (P)

## WIDA Student Detail Reports

WIDA Student Detail Reports include scores for the WIDA ACCESS for ELLs and WIDA Alternate ACCESS for ELLs assessments. These are required for students identified as English Learners (ELs) to assess English language proficiency in Listening, Reading, Writing, and Speaking.

WIDA Alternate ACCESS for ELLs is designed for English Learners (ELs) with the most significant cognitive disabilities whose individualized Education Program (IEP) team has determined that general assessment, even with accommodations, are not appropriate.

Students participate in one of the following assessments based on their individual needs:

- WIDA ACCESS for ELLs
- WIDA Alternate ACCESS for ELLs

## Early Literacy and Mathematics Benchmark Assessments Reports

Michigan’s Early Literacy and Mathematics Benchmark Assessments are benchmark assessments that help educators monitor and guide student learning three times a year.

This assessment is fully aligned to Michigan’s standards and to the state’s M-STEP assessment given to students beginning in grade three.

Your student’s Individual Student Report is available in MiLearn.

2022 2021

Spring 2021 Early Literacy Winter 2021 Early Literacy Fall 2021 Early Literacy

Help Export

### Individual Student Report

Year: Spring 2021 | Assessment: Early Literacy and Mathematics Benchmark  
District: | School: | Grade:

#### SAMPLE STUDENT | Grade X | English Language Arts

UIC: 1234567890 | Student ID: 12345 | Gender: X | XX/XX/20XX | Ethnicity: White | Student with Disability: N | English Learner: N | Former English Learner: N | Designated Supports: N

#### English Language Arts Summary

Domains	Points Earned / Points Possible			Change		
	Fall 20XX	Winter 20XX	Spring 20XX	Fall to Winter	Winter to Spring	Fall to Spring
Reading - Literary Text	6/6	4/6	6/6	▼	▲	●
Reading - Informational Text	6/6	6/6	5/6	●	▼	▼
Reading - Foundational Skills	9/10	10/10	10/10	▲	●	▲
Writing	6/6	5/6	5/6	▼	○	▼
Language	8/8	8/8	8/8	●	●	●
<b>Total</b>	<b>35/36</b>	<b>33/36</b>	<b>34/36</b>	▼	▲	▼

▼ = Points Earned Decrease    ○ = No Change in Points Earned    ▲ = Points Earned Increase    ● = Earned All Points Possible on Both

#### English Language Arts Details

Figure 1: ELMBA Individual Student Report for parents

# Accessing the MiLearn Site

**Step 1:** Log into your student's **Student Information System (SIS)**. Your student's school may use PowerSchool, Skyward, MISTAR-Q, Infinite Campus, or Synergy as a SIS (Figure 2). This is the same application you may use to look at your student's grades and homework assignments.



Figure 2: Student Information Systems supported by MiLearn

**Step 2:** Find the link for **State Assessments** and select the link.

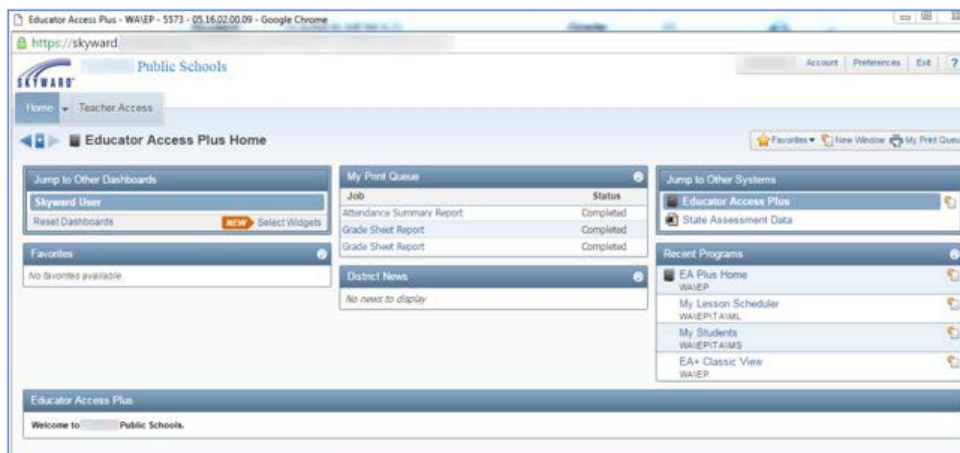


Figure 3: State Assessment link in Skyward SIS

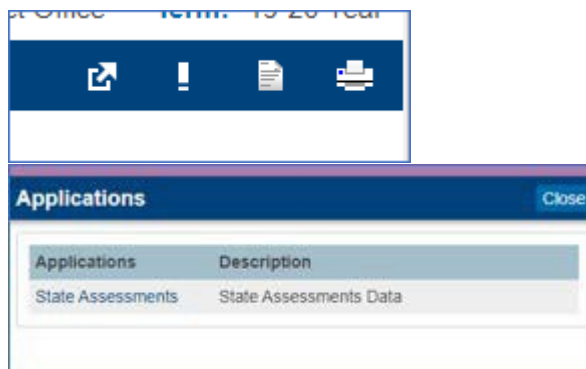


Figure 4: State Assessment link in Powerschool SIS

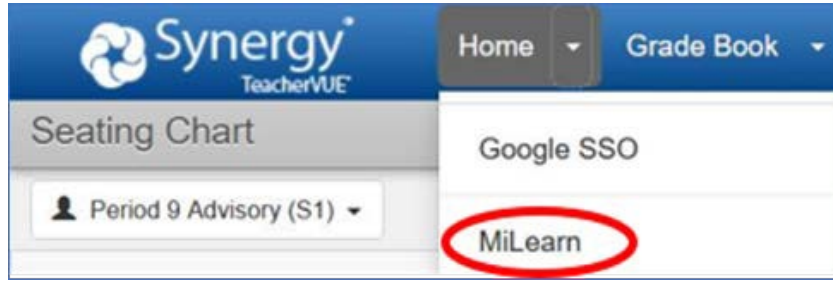


Figure 5: State Assessment link in Synergy SIS



Figure 6: State Assessment link in Infinite Campus SIS

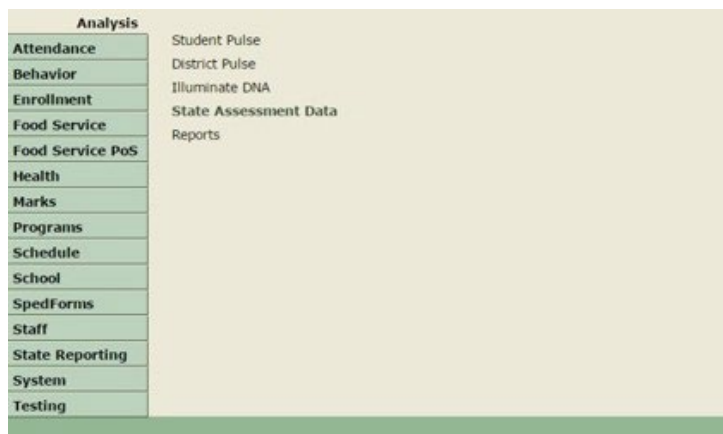


Figure 7: State Assessment link in MISTAR SIS

**Step 3:** Once you enter MiLearn, you will see the Authorized Use Policy screen to MiLearn (Figure 8): Select **I Agree** to continue.

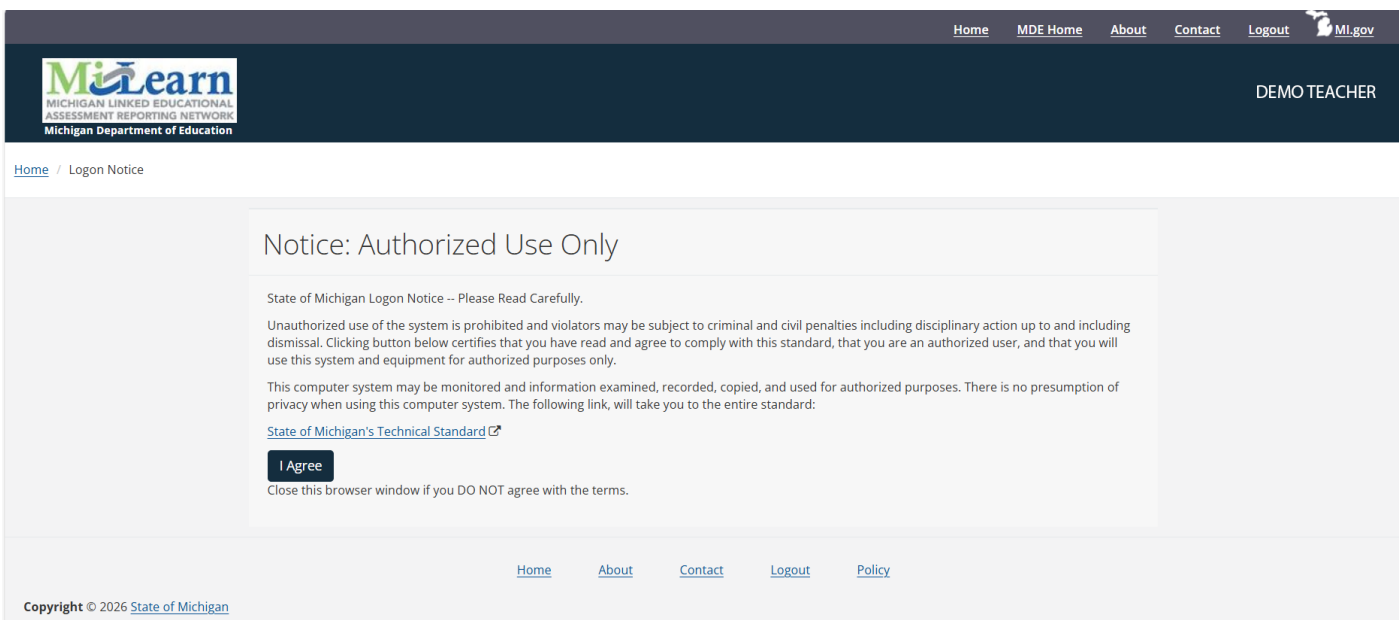


Figure 8: Authorized Use Policy Screen

**Step 4:** When you select **I Agree**, the MiLearn site will open to the Welcome page (Figure 9):

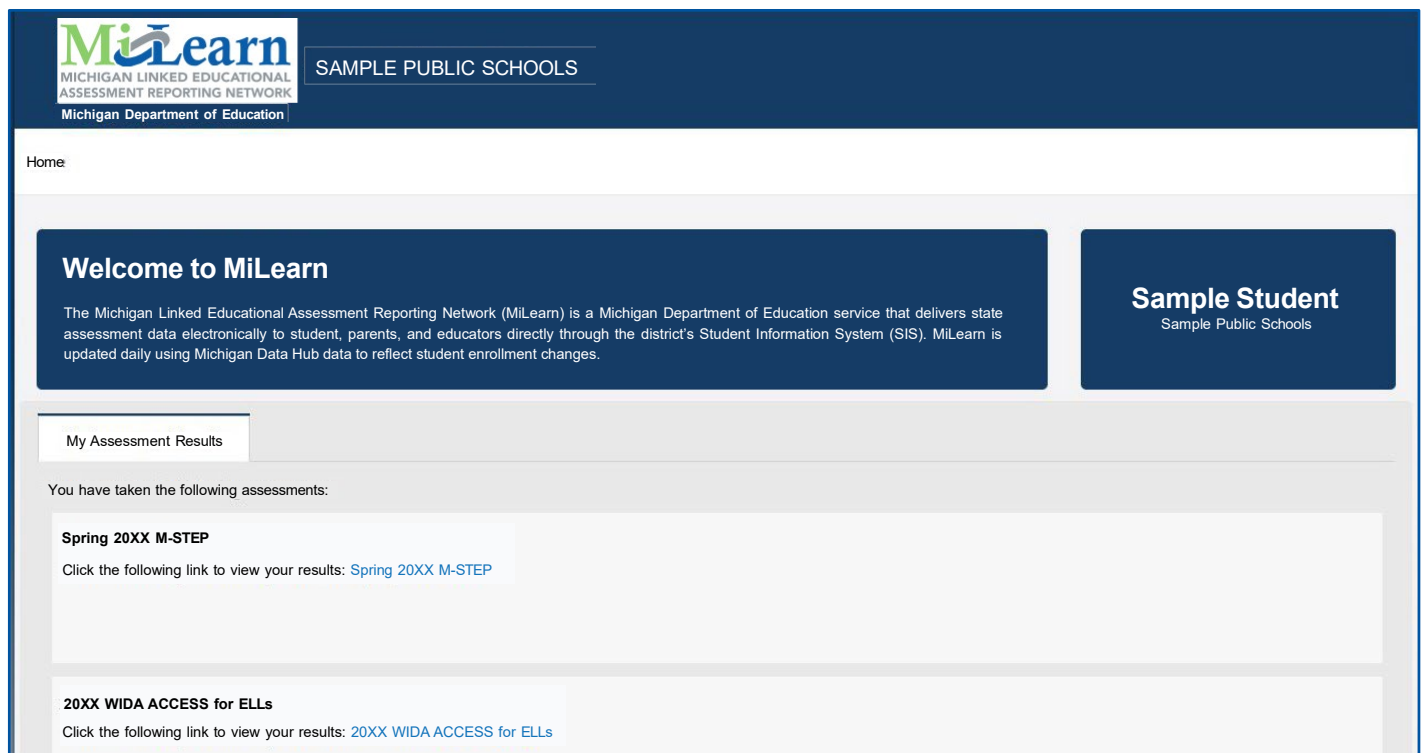


Figure 9: The MiLearn Welcome page

# Accessing Your Student's Score Reports

**Step 1:** In the Student Assessment Results tab, you will see all test results for all years in which your student took a state assessment. Select the blue link(s) (Figure 10) to access your student's assessment scores.

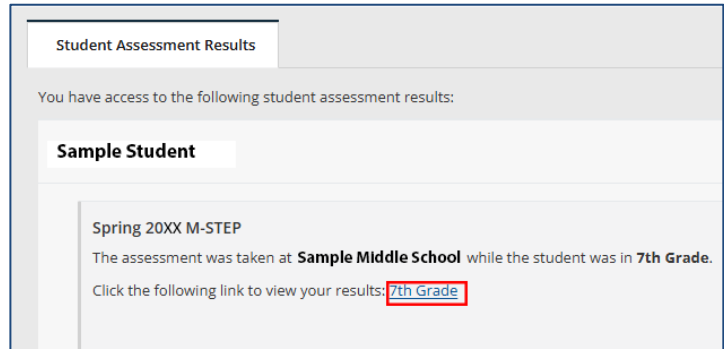


Figure 10: Assessment Results tab

**Step 2:** The Assessment Results page will begin loading. **Note:** This may take a few seconds.

**Step 3:** The Assessment Results page for the Assessment selected will display. The Assessment Results page has several sections labeled in Figure 11.



Figure 11: M-STEP Parent Report

**1 Most Recent Student Information:** This section contains information about your student and his or her current school (Figure 12).

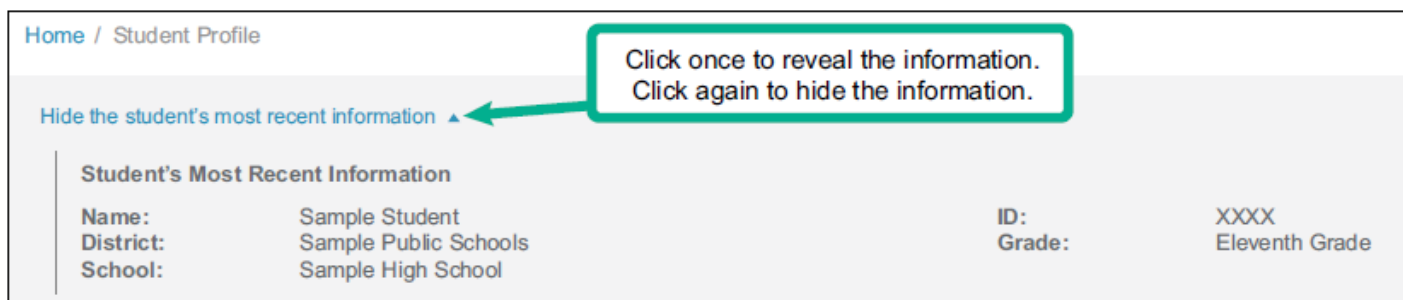


Figure 12: Most Recent Student Information

**2 Assessment Year:** Each year (up to 5 years) your student took a state assessment is listed in this area (Figure 13).

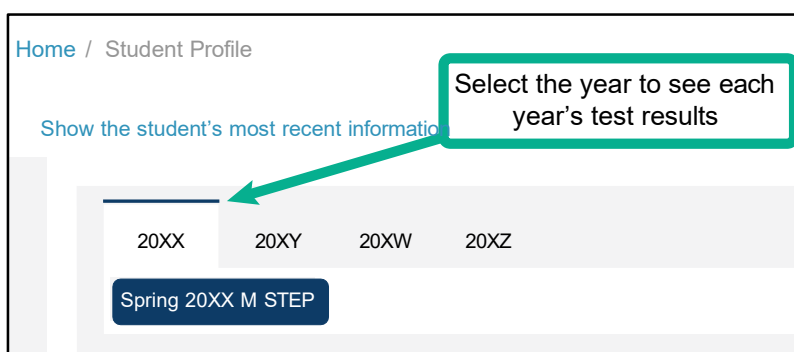


Figure 13: Assessment Year tab

**3 Assessment Tab:** Each state assessment (up to 5 years) your student took is listed in this area. You can select the assessment results you want to see using these tabs (Figure 14).

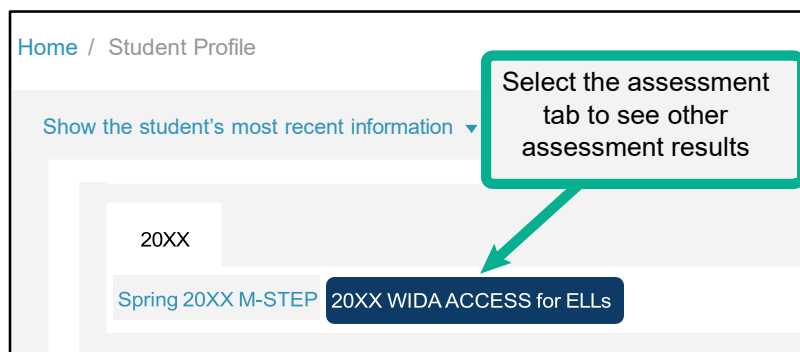


Figure 14: Assessment Tab

**Export, Help, and Language Buttons:**

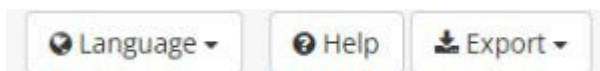


Figure 15: Export, Help, and Language buttons

For more information about the report, select **Help**. A Help document will display. The Help document explains in detail what is included in each section of the report. There is a different Help document for the M-STEP, Grade 8 assessments, MME, MI-Access, and WIDA reports in the MiLearn Student Assessment Score Reporting Site (Figure 16).

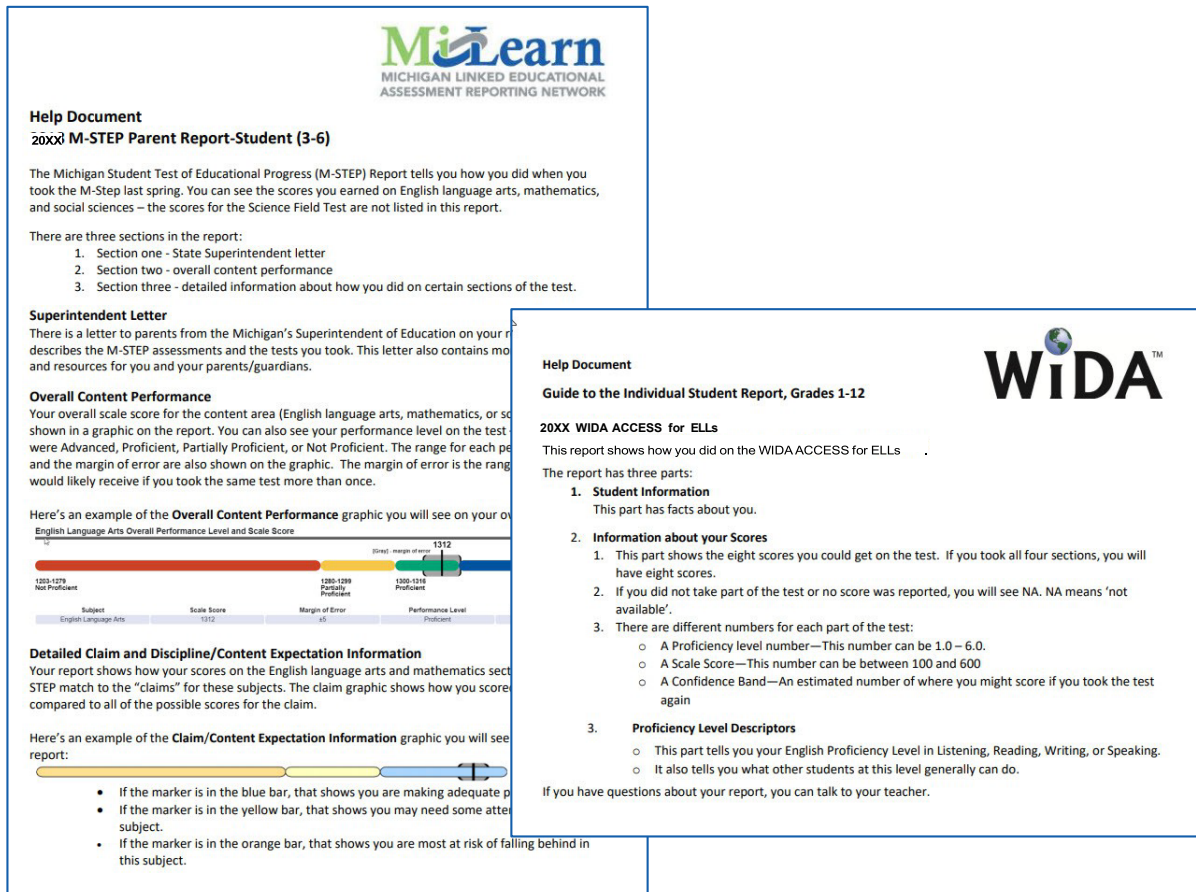


Figure 16: M-STEP and WIDA Help Documents

To download a report document that can be printed and/or saved, select **Export** (Figure 17).

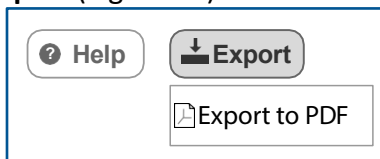


Figure 17: Export button

The Report Language may be selected as well. Translated reports may be selected using the “Language” drop down. In addition to the default language, English, reports are available in Spanish and Arabic (Figure 18).



Figure 18: Report Language selection

# Contacting the MiLearn Project

If you need more information, there are several options in the upper right corner of the MiLearn page.

- **Contact the MiLearn Project Team** (Figure 19)

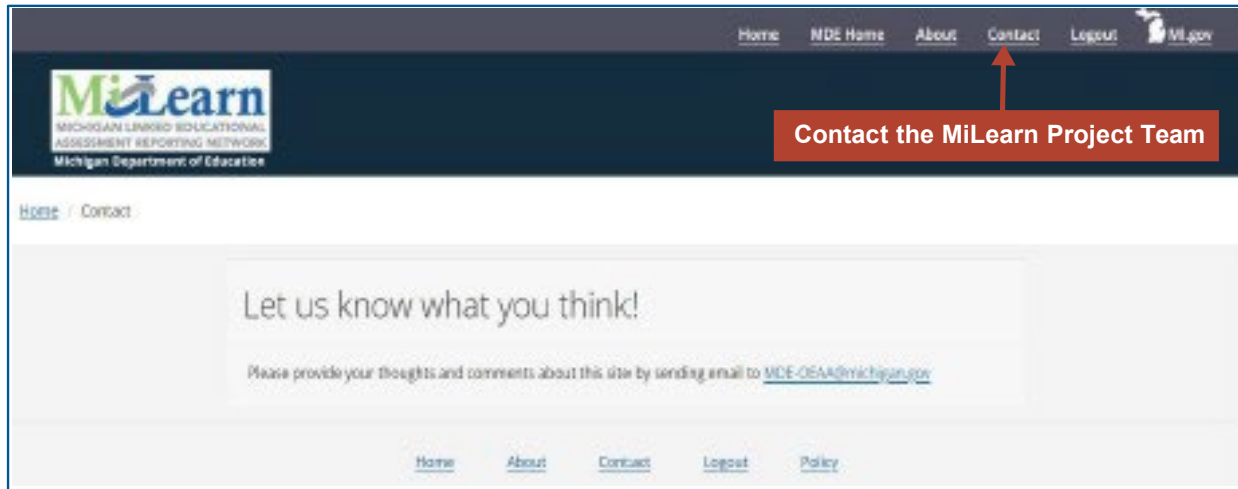


Figure 19: Contact MiLearn

- **About the MiLearn Project** (Figure 20): When you select the About link, you will see the following message:

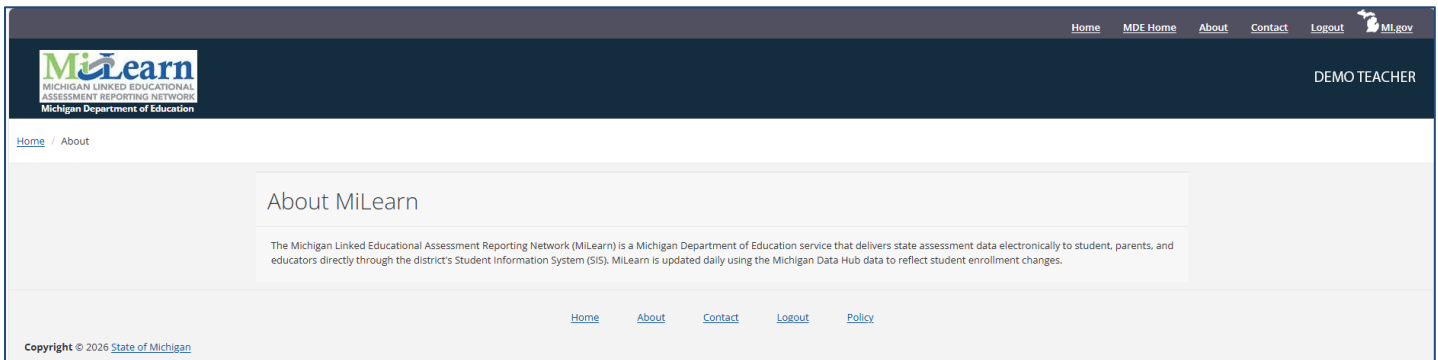
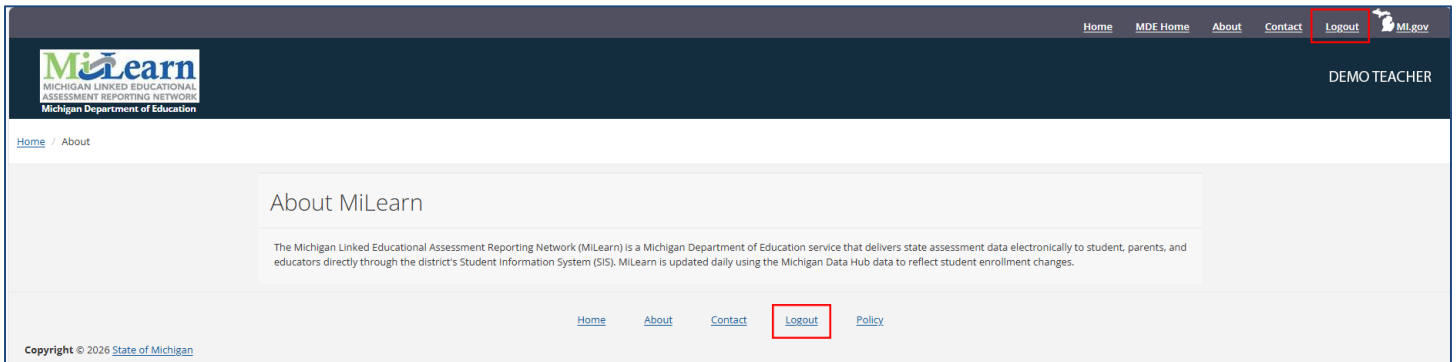


Figure 20: About MiLearn

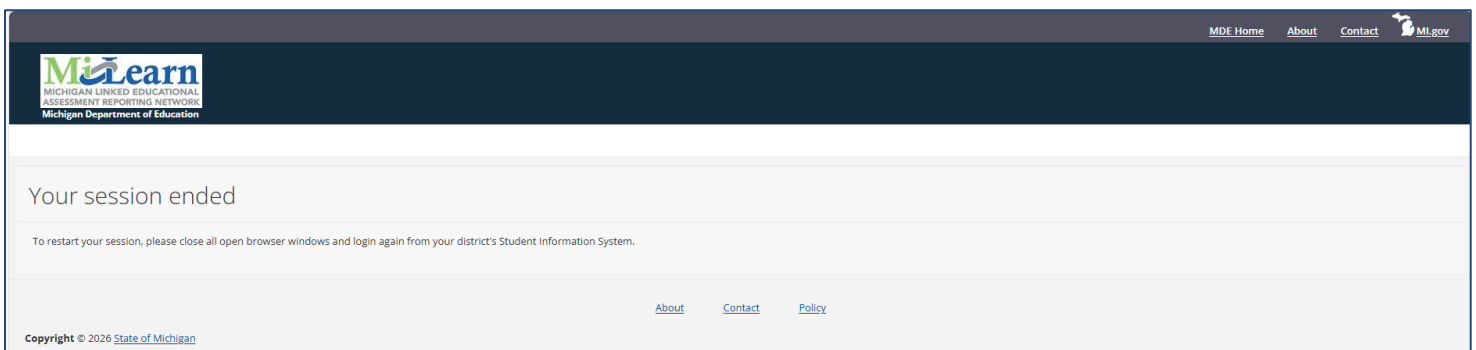
# Logging Out of MiLearn

When you are done viewing your student's scores, be sure to log out of MiLearn by selecting one of the logout links on the page (Figure 21).



*Figure 21: Log Out of MiLearn*

Once you are logged out, you will see the message below (Figure 22):



*Figure 22: Session Ended screen*

Thank you for using this guide. We hope you have found it helpful for using the MiLearn Student Assessment Score Reporting Site.