



# Exceeding 1% Cap on Participation in State Alternate Assessment Intermediate School District (ISD) Summary Justification Form FY 2021-2022

## ISD Name: Charlevoix-Emmet ISD

All intermediate school districts must complete this summary form regarding the percentage of students assessed using Michigan's alternate assessment (MI-Access). This includes justification forms from member districts/public school academies (PSA) that assessed more than 1% of students in the spring of 2021 using MI-Access.

## Data

Below are the 1% Participation Rates for Charlevoix-Emmet ISD:

Content Area	Total Tested	Alternate Tested	Spring 2021 Participation Rate
English Language Arts	3865	66	1.7
Mathematics	3845	63	1.6
Science	1601	24	1.5
Social Studies	1590	16	1.0

Data	Total
Number of member districts/PSAs including the ISD (only if the ISD runs internal programs)	15
Number of member districts/PSAs including the ISD (only if the ISD runs internal programs) that assessed more than 1% of all students tested in the spring of 2021 using MI-Access (in grades 3-8 and 11)	9

## Technical Assistance and Professional Development

**Tier I:** Please provide a summary of technical assistance and/or professional development provided as a result of feedback from MDE regarding the 2021 test year data and justification form review. Include any professional development and targeted assistance the ISD offered to all member districts, provided by MDE and/or the ISD and MDE together.

Date Occurred	Summary of Technical Assistance and/or Professional Development
11/01/2020	Alternate assessment resource guidance sent in newsletter to all special education providers and administrators
04/28/2021	Alternate assessment resources shared and discussed at special education collaborative meeting consisting of teachers, ISD itinerant staff and local district administrators.

**Tier II/III:** Please provide a summary of technical assistance and/or professional development provided as a result of feedback from MDE regarding the 2021 test year data and justification form review. Include professional development and technical assistance the ISD provided for each specific member district that was flagged for disproportionality regarding assessment participation. Include technical assistance or professional development provided by MDE and/or the ISD and MDE together.

Member District	Date Occurred	Summary of Technical Assistance and/or Professional Development
Boyne City Public Schools	03/01/2021	Districts were provided with MDE Resource documents. Student assessment reports were run to determine which students participated in the alternate assessment. IEPs were reviewed and discussed with providers in the district.
Central Lake Public Schools	03/01/2021	Districts were provided with MDE Resource documents. Student assessment reports were run to determine which students participated in the alternate assessment. IEPs were reviewed and discussed with providers in the district.
Ellsworth Community School	03/01/2021	Districts were provided with MDE Resource documents. Student assessment reports were run to determine which students participated in the alternate assessment. IEPs were reviewed and discussed with providers in the district.

What resources or support is needed from MDE for the ISD to carry out the plan?

*None at this time. The MDE resources that have been developed have been useful in supporting our district's understanding of assessment decisions and have reduced our rate of students taking an alternate assessment.*

## **Assurances**

### **Please provide the following assurances.**

The ISD has provided or will provide targeted assistance to member districts/PSAs that have been flagged for disproportionality for participation in the alternate assessment as outlined on the previous page.

☒ Yes   ☐ No

Targeted assistance and professional development include an emphasis on member districts/PSAs using the state assessment selection guidance documents and online trainings.

☒ Yes   ☐ No

Assessment selection is an IEP team decision and will not be overridden by administrative or procedural decisions.

☒ Yes   ☐ No



## Member District Exceeding 1% Cap Justification Form FY 2021-2022

### Member District: Charlevoix-Emmet ISD

The *Every Student Succeeds Act* (ESSA) places a 1% cap on alternate assessment (MI-Access) participation at the state level. Member districts that contribute to the state exceeding its participation cap must submit information to the Intermediate School District (ISD) justifying the need to exceed the 1% threshold. In addition, ISDs that run programs (functioning as a member district) must complete the form as a member district.

Each ISD collects information from member districts to submit to the state.

### Data

Below are the 1% Participation Rates for Charlevoix-Emmet ISD:

Content Area	Total Tested	Alternate Tested	Spring 2021 Participation Rate
English Language Arts	43	21	48.8
Mathematics	43	20	46.5
Science	13	8	61.5
Social Studies	6	1	16.7

### Professional Development Provided

Did the individualized education program (IEP) teams utilize the state guidelines for participation in the alternate assessment to make assessment participation decisions?

☒ Yes   ☐ No

Please list professional development, informational sessions, and technical assistance provided regarding the 1% Cap and/or assessment selection and participation for the 2020-2021 school year.

Audience	Date Occurred	Topics and Method of Training	Delivered by
Special Education Teachers	02/03/2021	Special Education Collaborative - sharing of alternate assessment resources	ISD Staff
Program Principals	02/03/2021	Special Education Collaborative - sharing of alternate assessment resources	ISD Staff
SE Admin Team	02/16/2021	Discussed the data and training at a special education administrator meeting	ISD Staff

## Contributing Factors

Did the district test fewer than 500 students total using statewide assessments?

☒ Yes ☐ No

Select the option that applies:

☐ Fewer than 8 students took MI-Access. ☒ 8 or more students took MI-Access.

Did the district operate a center-based program or regional collaborative for students with significant cognitive impairments (serving students from in and outside of the district within a region or ISD)?

☒ Yes ☐ No

Utilizing the Alternate Assessment data reports, complete the following table.

Assessment Data Table	Number
Total Number of students tested overall	43
Total Number of students tested with MI-Access	21
Students in center-based program from outside district	43
<b>Adjusted Total</b>	0
<b>Adjusted Participation Number</b>	0
<b>Adjusted Rate</b>	0%

Please describe other justification as it specifically relates to Covid-19 and the Coronavirus Pandemic:

*None related to Covid 19 or the pandemic.*

Please describe other justification:

*Students who attend our program classrooms have moderate to significant impairments, which leads to a higher rate of alternate assessment for our population.*

## 2022 Projected Participation Rate

Projected Participation Rate 2021	Number
District's Projected Participation Rate for 2021 (per the response on the 2020 alternate assessment projected participation form)	32.5%

Using students' IEP information, Michigan School Data System (MSDS), and other current data, complete the following table to calculate the 2022 projected participation rate.

Projected Participation Rate 2022	Number
Total number of students enrolled in grades 3, 4, 5, 6, 7, 8, 11	57
Total number of students whose IEPs designate MI-Access for state summative assessments in any content area	25
Projected Participation Rate for 2022	43.9%

## Local Plan

After reviewing all of the member district data for participation rates on the alternate assessment (MI-Access), detail below a summarized plan for providing professional development. This may include but is not limited to training on assessment selection, alternate assessment, alternate content standards, or planning for specialized instruction.

Audience	Topics and Method of Training	Date
Special Education Teachers and Principals	Assessment decisions, along with the MDE alternate assessment resources, will be shared and discussed at an upcoming program staff meeting this spring.	03/15/2022

## Resources and Technical Assistance

Does the member district require additional resources and technical assistance from the ISD or MDE to ensure students are being assessed using the most appropriate state summative assessment tool based on the state guidelines?

☐ Yes ☒ No

## **Assurances**

Please provide the following assurances.

The member district IEP team members follow the state guidelines for participation in the alternate assessment.

☒ Yes   ☐ No

The member district allows IEP team members to decide which students take an alternate assessment.

☒ Yes   ☐ No

The member district addresses any issues of disproportionality in statewide assessment.

☒ Yes   ☐ No

## Alanson Public Schools (24030)

### Instructions

This page uses data entered by Alanson Public Schools (24030) for ISD review. ISDs may accept this district submission by clicking **Accept District Form**. Alternatively, ISDs may return this form for modifications by clicking **Return for Modifications**. When this form is accepted by the ISD, the applicable district information will need to be included in the ISD Summary Justification Form.

### Data

Below are the 1% Participation Rates for Alanson Public Schools (24030):

Content Area	Total Tested	Alternate Tested	Spring 2021 Participation Rate
English Language Arts	113	1	0.9
Mathematics	113	1	0.9
Science	48	0	0
Social Studies	48	1	2.1

### Professional Development Provided

Question	Yes	No
Did the individualized education program (IEP) teams utilize the state guidelines for participation in the alternate assessment to make assessment participation decisions?	<input checked="" type="radio"/>	<input type="radio"/>

Please list professional development, informational sessions, and technical assistance provided regarding the 1% Cap and/or assessment selection and participation for the 2020-2021 school year.

Audience	Date Occurred	Topics and Method of Training	Delivered by
Special Education Teachers & Admin	9/1/2021	We reviewed the flowchart and requirements from the state to make sure that each special education student is taking the proper assessment.	District Staff
Special Education Teachers and Service Providers	12/9/2021	Discuss current IEPs and reviewed if those students were planned to take the proper assessment for this spring.	District Staff

### Contributing Factors

Question	Yes	No
Did the district test fewer than 500 students total using statewide assessments?	<input checked="" type="radio"/>	<input type="radio"/>
Fewer than 8 students took MI-Access.	<input checked="" type="radio"/>	<input type="radio"/>
8 or more students took MI-Access.	<input type="radio"/>	<input checked="" type="radio"/>

Question	Yes	No
Did the district operate a center-based program or regional collaborative for students with significant cognitive impairments (serving students from in and outside of the district within a region or ISD)?	<input type="radio"/>	<input checked="" type="radio"/>

Utilizing the Alternate Assessment data reports, complete the following table.

Assessment Data Table	Number
Total Number of students tested overall	113
Total Number of students tested with MI-Access	1
Students in center-based program from outside district	
Adjusted Total	113
Adjusted Participation Number	1
Adjusted Rate	0.9%

Please describe other justification as it specifically relates to Covid-19 and the Coronavirus Pandemic:

N/A

Please describe other justification:

N/A



### 2022 Projected Participation Rate

Projected Participation Rate 2021	Number
District's Projected Participation Rate for 2021 (per the response on the 2020 alternate assessment projected participation form)	0.9%

Using students' IEP information, Michigan School Data System (MSDS), and other current data, complete the following table to calculate the 2022 projected participation rate.

Projected Participation Rate 2022	Number
Total Number of students enrolled in grades 3, 4, 5, 6, 7, 8, 11	110
Total number of students whose IEPs designate MI-Access for state summative assessments in any content area	0
Projected Participation Rate for 2022	0%

## Local Plan

After reviewing all of the member district data for participation rates on the alternate assessment (MI-Access), detail below a summarized plan for providing professional development. This may include but is not limited to training on assessment selection, alternate assessment, alternate content standards, or planning for specialized instruction.

Audience	Topics and Method of Training	Date
Special Education Teachers & Admin	Reviewing all of our IEPs and the flowchart to continue to discuss the proper assessment for each special education student.	8/31/2022

## Disproportionality

Question	Yes	No
Did the member district receive notification from the ISD regarding disproportionality in participation in the alternate assessment?	<input type="radio"/>	<input checked="" type="radio"/>

## Resources and Technical Assistance

Question	Yes	No
Does the member district require additional resources and technical assistance from the ISD or MDE to ensure students are being assessed using the most appropriate state summative assessment tool based on the state guidelines?	<input type="radio"/>	<input checked="" type="radio"/>

Please detail the need for additional resources and technical assistance.

\_\_\_\_\_

## Assurances

Please provide the following assurances.


Question	Yes	No
The member district IEP team members follow the state guidelines for participation in the alternate assessment.	<input checked="" type="radio"/>	<input type="radio"/>
The member district allows IEP team members to decide which students take an alternate assessment.	<input checked="" type="radio"/>	<input type="radio"/>
The member district addresses any issues of disproportionality in statewide assessment.	<input checked="" type="radio"/>	<input type="radio"/>

### District Comments

\_\_\_\_\_

## ISD Comments

(required if ISD is returning to district for modifications)



## Boyne City Public Schools (15020)

### Instructions

This page uses data entered by Boyne City Public Schools (15020) for ISD review. ISDs may accept this district submission by clicking **Accept District Form**. Alternatively, ISDs may return this form for modifications by clicking **Return for Modifications**. When this form is accepted by the ISD, the applicable district information will need to be included in the ISD Summary Justification Form.

### Data

Below are the 1% Participation Rates for Boyne City Public Schools (15020):

Content Area	Total Tested	Alternate Tested	Spring 2021 Participation Rate
English Language Arts	646	11	1.7
Mathematics	646	11	1.7
Science	283	5	1.8
Social Studies	284	6	2.1

### Professional Development Provided

Question	Yes	No
Did the individualized education program (IEP) teams utilize the state guidelines for participation in the alternate assessment to make assessment participation decisions?	<input checked="" type="radio"/>	<input type="radio"/>

Please list professional development, informational sessions, and technical assistance provided regarding the 1% Cap and/or assessment selection and participation for the 2020-2021 school year.

Audience	Date Occurred	Topics and Method of Training	Delivered by
SE Teachers	9/24/2020	SE informational meeting where we staffed the students who would be taking the alternate assessment based on their disability and previous year data	Other Michael Wilson
ISD staff	9/24/2020	SE informational meeting where we staffed the students who would be taking the alternate assessment based on their disability and previous year data	OtherMichael Wilson

### Contributing Factors

Question	Yes	No
Did the district test fewer than 500 students total using statewide assessments?	<input type="radio"/>	<input checked="" type="radio"/>
Fewer than 8 students took MI-Access.	<input type="radio"/>	<input checked="" type="radio"/>
8 or more students took MI-Access.	<input checked="" type="radio"/>	<input type="radio"/>

Question	Yes	No
Did the district operate a center-based program or regional collaborative for students with significant cognitive impairments (serving students from in and outside of the district within a region or ISD)?	<input type="radio"/>	<input checked="" type="radio"/>

Utilizing the Alternate Assessment data reports, complete the following table.

Assessment Data Table	Number
Total Number of students tested overall	
Total Number of students tested with MI-Access	
Students in center-based program from outside district	
Adjusted Total	0
Adjusted Participation Number	0
Adjusted Rate	0%

Please describe other justification as it specifically relates to Covid-19 and the Coronavirus Pandemic:

The Covid -19 pandemic drastically impacted our SE population. Having parents elect a virtual route for some of our students had a direct, and negative impact on their knowledge base and ability to test. Some students who may have taken the traditional assessment did not do so due to the lack of knowledge from being out of the mainstream school.

Please describe other justification:

Our district CI population exceeds the 1% minimum threshold. These students do NOT take the MI Stan

Our distance of population exceeds the 170 minimum threshold. These students do NOT take the IV-Step.

### 2022 Projected Participation Rate

Projected Participation Rate 2021	Number
District's Projected Participation Rate for 2021 (per the response on the 2020 alternate assessment projected participation form)	1.6%

Using students' IEP information, Michigan School Data System (MSDS), and other current data, complete the following table to calculate the 2022 projected participation rate.

Projected Participation Rate 2022	Number
Total Number of students enrolled in grades 3, 4, 5, 6, 7, 8, 11	682
Total number of students whose IEPs designate MI-Access for state summative assessments in any content area	10
Projected Participation Rate for 2022	1.5%

## Local Plan

After reviewing all of the member district data for participation rates on the alternate assessment (MI-Access), detail below a summarized plan for providing professional development. This may include but is not limited to training on assessment selection, alternate assessment, alternate content standards, or planning for specialized instruction.

Audience	Topics and Method of Training	Date
SE teachers, Gen Ed teachers	Planning for specialized instruction will be the topic for the professional development meeting	2/18/2022

## Disproportionality

Question	Yes	No
Did the member district receive notification from the ISD regarding disproportionality in participation in the alternate assessment?	<input type="radio"/>	<input checked="" type="radio"/>

## Resources and Technical Assistance

Question	Yes	No
Does the member district require additional resources and technical assistance from the ISD or MDE to ensure students are being assessed using the most appropriate state summative assessment tool based on the state guidelines?	<input type="radio"/>	<input checked="" type="radio"/>

Please detail the need for additional resources and technical assistance.

## Assurances

Please provide the following assurances.


Question	Yes	No
The member district IEP team members follow the state guidelines for participation in the alternate assessment.	<input checked="" type="radio"/>	<input type="radio"/>
The member district allows IEP team members to decide which students take an alternate assessment.	<input checked="" type="radio"/>	<input type="radio"/>
The member district addresses any issues of disproportionality in statewide assessment.	<input checked="" type="radio"/>	<input type="radio"/>

### District Comments

No comments at this time

## ISD Comments

(required if ISD is returning to district for modifications)



# Boyne Falls Public School District (15030)

## Instructions

This page uses data entered by Boyne Falls Public School District (15030) for ISD review. ISDs may accept this district submission by clicking **Accept District Form**. Alternatively, ISDs may return this form for modifications by clicking **Return for Modifications**. When this form is accepted by the ISD, the applicable district information will need to be included in the ISD Summary Justification Form.

## Data

Below are the 1% Participation Rates for Boyne Falls Public School District (15030):

Content Area	Total Tested	Alternate Tested	Spring 2021 Participation Rate
English Language Arts	67	1	1.5
Mathematics	67	1	1.5
Science	32	0	0
Social Studies	32	0	0

## Professional Development Provided

Question	Yes	No
Did the individualized education program (IEP) teams utilize the state guidelines for participation in the alternate assessment to make assessment participation decisions?	<input checked="" type="radio"/>	<input type="radio"/>

Please list professional development, informational sessions, and technical assistance provided regarding the 1% Cap and/or assessment selection and participation for the 2020-2021 school year.

Audience	Date Occurred	Topics and Method of Training	Delivered by
general education & special education teachers	2/8/2022	Revisit and discuss the state guidelines for participation in alternate assessment participation decisions.	District Staff
special education teachers & administrators	2/15/2022	Special education teachers and administrator will reach out and solicit the assistance of Char-Em ISD if necessary after meeting with general education teachers.	ISD Staff

## Contributing Factors

Question	Yes	No
Did the district test fewer than 500 students total using statewide assessments?	<input checked="" type="radio"/>	<input type="radio"/>
Fewer than 8 students took MI-Access.	<input checked="" type="radio"/>	<input type="radio"/>
8 or more students took MI-Access.	<input type="radio"/>	<input checked="" type="radio"/>

Question	Yes	No
Did the district operate a center-based program or regional collaborative for students with significant cognitive impairments (serving students from in and outside of the district within a region or ISD)?	<input type="radio"/>	<input checked="" type="radio"/>

Utilizing the Alternate Assessment data reports, complete the following table.

Assessment Data Table	Number
Total Number of students tested overall	
Total Number of students tested with MI-Access	
Students in center-based program from outside district	
Adjusted Total	0
Adjusted Participation Number	0
Adjusted Rate	0%

Please describe other justification as it specifically relates to Covid-19 and the Coronavirus Pandemic:

Please describe other justification:

The school district has 176 students in kindergarten-12th grade. There are two students who are cognitively impaired that are entitled to take the MI-Access test. Due to the small size of our

district, two students taking the MI-Access test equates to 1.1% of our student population. It is impossible to eliminate either student from taking this version of the test.

### 2022 Projected Participation Rate

Projected Participation Rate 2021	Number
District's Projected Participation Rate for 2021 (per the response on the 2020 alternate assessment projected participation form)	3.3%

Using students' IEP information, Michigan School Data System (MSDS), and other current data, complete the following table to calculate the 2022 projected participation rate.

Projected Participation Rate 2022	Number
Total Number of students enrolled in grades 3, 4, 5, 6, 7, 8, 11	87
Total number of students whose IEPs designate MI-Access for state summative assessments in any content area	2
Projected Participation Rate for 2022	2.3%

## Local Plan

After reviewing all of the member district data for participation rates on the alternate assessment (MI-Access), detail below a summarized plan for providing professional development. This may include but is not limited to training on assessment selection, alternate assessment, alternate content standards, or planning for specialized instruction.

Audience	Topics and Method of Training	Date
general education & special education teachers	Revisit and discuss the parameters that may lead to choosing the alternate assessment for eligible students. Reach out to Char-Em ISD staff if additional questions arise or if additional instruction is necessary.	2/8/2022

## Disproportionality

Question	Yes	No
Did the member district receive notification from the ISD regarding disproportionality in participation in the alternate assessment?	<input type="radio"/>	<input checked="" type="radio"/>

## Resources and Technical Assistance

Question	Yes	No
Does the member district require additional resources and technical assistance from the ISD or MDE to ensure students are being assessed using the most appropriate state summative assessment tool based on the state guidelines?	<input type="radio"/>	<input checked="" type="radio"/>

Please detail the need for additional resources and technical assistance.

## Assurances

Please provide the following assurances.


Question	Yes	No
The member district IEP team members follow the state guidelines for participation in the alternate assessment.	<input checked="" type="radio"/>	<input type="radio"/>
The member district allows IEP team members to decide which students take an alternate assessment.	<input checked="" type="radio"/>	<input type="radio"/>
The member district addresses any issues of disproportionality in statewide assessment.	<input checked="" type="radio"/>	<input type="radio"/>

### District Comments

The district has made great improvements in the decision-making process and in choosing the appropriate assessment for eligible students. Following the process has led educators to choose the M-STEP for several students as opposed to the MI-Access assessment option. The main issue is that the district is very small and one or two students taking an alternative assessment leads to a percentage greater than 1%.

## ISD Comments

(required if ISD is returning to district for modifications)





# Central Lake Public Schools (05035)

## Instructions

This page uses data entered by Central Lake Public Schools (05035) for ISD review. ISDs may accept this district submission by clicking **Accept District Form**. Alternatively, ISDs may return this form for modifications by clicking **Return for Modifications**. When this form is accepted by the ISD, the applicable district information will need to be included in the ISD Summary Justification Form.

## Data

Below are the 1% Participation Rates for Central Lake Public Schools (05035):

Content Area	Total Tested	Alternate Tested	Spring 2021 Participation Rate
English Language Arts	123	4	3.3
Mathematics	121	4	3.3
Science	46	3	6.5
Social Studies	46	3	6.5

## Professional Development Provided

Question	Yes	No
Did the individualized education program (IEP) teams utilize the state guidelines for participation in the alternate assessment to make assessment participation decisions?	<input checked="" type="radio"/>	<input type="radio"/>

Please list professional development, informational sessions, and technical assistance provided regarding the 1% Cap and/or assessment selection and participation for the 2020-2021 school year.

Audience	Date Occurred	Topics and Method of Training	Delivered by
Special Education teachers	9/8/2021	Special Education meetings with ISD staff to review and understand the process of deciding alternate assessment participation	ISD Staff
Special Education teachers	2/16/2022	Special Education meetings with ISD staff to review and understand the process of deciding alternate assessment participation	ISD Staff

## Contributing Factors

Question	Yes	No
Did the district test fewer than 500 students total using statewide assessments?	<input checked="" type="radio"/>	<input type="radio"/>
Fewer than 8 students took MI-Access.	<input checked="" type="radio"/>	<input type="radio"/>
8 or more students took MI-Access.	<input type="radio"/>	<input checked="" type="radio"/>

Question	Yes	No
Did the district operate a center-based program or regional collaborative for students with significant cognitive impairments (serving students from in and outside of the district within a region or ISD)?	<input type="radio"/>	<input checked="" type="radio"/>

Utilizing the Alternate Assessment data reports, complete the following table.

Assessment Data Table	Number
Total Number of students tested overall	
Total Number of students tested with MI-Access	
Students in center-based program from outside district	
Adjusted Total	0
Adjusted Participation Number	0
Adjusted Rate	0%

Please describe other justification as it specifically relates to Covid-19 and the Coronavirus Pandemic:

Please describe other justification:

We are a very small district with an overall K-12 enrollment of less than 300 students.

We had 3 students who took the MI Access and that put us over the 1%.

2022 Projected Participation Rate

Projected Participation Rate 2021	Number
District's Projected Participation Rate for 2021 (per the response on the 2020 alternate assessment projected participation form)	1.4%

Using students' IEP information, Michigan School Data System (MSDS), and other current data, complete the following table to calculate the 2022 projected participation rate.

Projected Participation Rate 2022	Number
Total Number of students enrolled in grades 3, 4, 5, 6, 7, 8, 11	143
Total number of students whose IEPs designate MI-Access for state summative assessments in any content area	1
Projected Participation Rate for 2022	0.7%

Local Plan

After reviewing all of the member district data for participation rates on the alternate assessment (MI-Access), detail below a summarized plan for providing professional development. This may include but is not limited to training on assessment selection, alternate assessment, alternate content standards, or planning for specialized instruction.

Audience	Topics and Method of Training	Date
Special Education Teachers	Special Education teachers meet monthly with ISD staff. With the support of ISD staff the process of deciding assessment participation will be reviewed annually in one of the fall meetings and again mid year.	2/16/2022

Disproportionality

Question	Yes	No
Did the member district receive notification from the ISD regarding disproportionality in participation in the alternate assessment?	<input type="radio"/>	<input checked="" type="radio"/>

Resources and Technical Assistance

Question	Yes	No
Does the member district require additional resources and technical assistance from the ISD or MDE to ensure students are being assessed using the most appropriate state summative assessment tool based on the state guidelines?	<input type="radio"/>	<input checked="" type="radio"/>

Please detail the need for additional resources and technical assistance.

Assurances

Please provide the following assurances.

Question	Yes	No
The member district IEP team members follow the state guidelines for participation in the alternate assessment.	<input checked="" type="radio"/>	<input type="radio"/>
The member district allows IEP team members to decide which students take an alternate assessment.	<input checked="" type="radio"/>	<input type="radio"/>
The member district addresses any issues of disproportionality in statewide assessment.	<input checked="" type="radio"/>	<input type="radio"/>

District Comments

Because of our overall small size (total enrollment of less than 300) when we have more than one student on MI Access it screws our data.

For 2022 we have one student testing with MI Access, a 5th grader.

This will keep us under the 1%.

2 students testing on MI Access puts us over the 1%.

**ISD Comments**  
(required if ISD is returning to district for modifications)

[illegible]

# East Jordan Public Schools (15060)

## Instructions

This page uses data entered by East Jordan Public Schools (15060) for ISD review. ISDs may accept this district submission by clicking **Accept District Form**. Alternatively, ISDs may return this form for modifications by clicking **Return for Modifications**. When this form is accepted by the ISD, the applicable district information will need to be included in the ISD Summary Justification Form.

## Data

Below are the 1% Participation Rates for East Jordan Public Schools (15060):

Content Area	Total Tested	Alternate Tested	Spring 2021 Participation Rate
English Language Arts	366	4	1.1
Mathematics	366	4	1.1
Science	154	1	0.6
Social Studies	153	0	0

## Professional Development Provided

Question	Yes	No
Did the individualized education program (IEP) teams utilize the state guidelines for participation in the alternate assessment to make assessment participation decisions?	<input checked="" type="radio"/>	<input type="radio"/>

Please list professional development, informational sessions, and technical assistance provided regarding the 1% Cap and/or assessment selection and participation for the 2020-2021 school year.

Audience	Date Occurred	Topics and Method of Training	Delivered by
Special Education Team	1/18/2022	Special Education Collaborative	ISD Staff
Special Education Team	11/16/2021	Special Education Collaborative	ISD Staff

## Contributing Factors

Question	Yes	No
Did the district test fewer than 500 students total using statewide assessments?	<input checked="" type="radio"/>	<input type="radio"/>
Fewer than 8 students took MI-Access.	<input checked="" type="radio"/>	<input type="radio"/>
8 or more students took MI-Access.	<input type="radio"/>	<input checked="" type="radio"/>

Question	Yes	No
Did the district operate a center-based program or regional collaborative for students with significant cognitive impairments (serving students from in and outside of the district within a region or ISD)?	<input type="radio"/>	<input checked="" type="radio"/>

Utilizing the Alternate Assessment data reports, complete the following table.

Assessment Data Table	Number
Total Number of students tested overall	
Total Number of students tested with MI-Access	
Students in center-based program from outside district	
Adjusted Total	0
Adjusted Participation Number	0
Adjusted Rate	0%

Please describe other justification as it specifically relates to Covid-19 and the Coronavirus Pandemic:

N/A

Please describe other justification:

A large percentage of our students that take the MI-Access are adopted into 1-2 families within the district.

### 2022 Projected Participation Rate

Projected Participation Rate 2021	Number
District's Projected Participation Rate for 2021 (per the response on the 2020 alternate assessment projected participation form)	2%

Using students' IEP information, Michigan School Data System (MSDS), and other current data, complete the following table to calculate the 2022 projected participation rate.

Projected Participation Rate 2022	Number
Total Number of students enrolled in grades 3, 4, 5, 6, 7, 8, 11	384
Total number of students whose IEPs designate MI-Access for state summative assessments in any content area	8
Projected Participation Rate for 2022	2.1%

## Local Plan

After reviewing all of the member district data for participation rates on the alternate assessment (MI-Access), detail below a summarized plan for providing professional development. This may include but is not limited to training on assessment selection, alternate assessment, alternate content standards, or planning for specialized instruction.

Audience	Topics and Method of Training	Date
Special Education/General Education Teachers	Alternative Assessment/Supporting students with disabilities in core-instruction	3/9/2022

## Disproportionality

Question	Yes	No
Did the member district receive notification from the ISD regarding disproportionality in participation in the alternate assessment?	<input type="radio"/>	<input checked="" type="radio"/>

## Resources and Technical Assistance

Question	Yes	No
Does the member district require additional resources and technical assistance from the ISD or MDE to ensure students are being assessed using the most appropriate state summative assessment tool based on the state guidelines?	<input type="radio"/>	<input checked="" type="radio"/>

Please detail the need for additional resources and technical assistance.

## Assurances

Please provide the following assurances.

Question	Yes	No
The member district IEP team members follow the state guidelines for participation in the alternate assessment.	<input checked="" type="radio"/>	<input type="radio"/>
The member district allows IEP team members to decide which students take an alternate assessment.	<input checked="" type="radio"/>	<input type="radio"/>
The member district addresses any issues of disproportionality in statewide assessment.	<input checked="" type="radio"/>	<input type="radio"/>


### District Comments

We work collaboratively (district and ISD level) to review decisions made by the IEP team to ensure compliance.

## ISD Comments

(required if ISD is returning to district for modifications)

[illegible]



## Ellsworth Community School (05065)

### Instructions

This page uses data entered by Ellsworth Community School (05065) for ISD review. ISDs may accept this district submission by clicking **Accept District Form**. Alternatively, ISDs may return this form for modifications by clicking **Return for Modifications**. When this form is accepted by the ISD, the applicable district information will need to be included in the ISD Summary Justification Form.

### Data

Below are the 1% Participation Rates for Ellsworth Community School (05065):

Content Area	Total Tested	Alternate Tested	Spring 2021 Participation Rate
English Language Arts	131	1	0.8
Mathematics	131	1	0.8
Science	52	0	0
Social Studies	53	1	1.9

### Professional Development Provided

Question	Yes	No
Did the individualized education program (IEP) teams utilize the state guidelines for participation in the alternate assessment to make assessment participation decisions?	<input checked="" type="radio"/>	<input type="radio"/>

Please list professional development, informational sessions, and technical assistance provided regarding the 1% Cap and/or assessment selection and participation for the 2020-2021 school year.

Audience	Date Occurred	Topics and Method of Training	Delivered by
Special Education Teachers	1/20/2022	Face-to-Face meeting to discuss 1% cap.	District Staff Aaron Gaffney
Special Education Teachers	1/20/2022	Face-to-Face meeting to discuss 1% cap.	District Staff Aaron Gaffney

### Contributing Factors

Question	Yes	No
Did the district test fewer than 500 students total using statewide assessments?	<input checked="" type="radio"/>	<input type="radio"/>
Fewer than 8 students took MI-Access.	<input checked="" type="radio"/>	<input type="radio"/>
8 or more students took MI-Access.	<input type="radio"/>	<input checked="" type="radio"/>

Question	Yes	No
Did the district operate a center-based program or regional collaborative for students with significant cognitive impairments (serving students from in and outside of the district within a region or ISD)?	<input type="radio"/>	<input checked="" type="radio"/>

Utilizing the Alternate Assessment data reports, complete the following table.

Assessment Data Table	Number
Total Number of students tested overall	
Total Number of students tested with MI-Access	
Students in center-based program from outside district	
Adjusted Total	0
Adjusted Participation Number	0
Adjusted Rate	0%

Please describe other justification as it specifically relates to Covid-19 and the Coronavirus Pandemic:

There are no COVID related factors

Please describe other justification:

We are an extremely small school. Having only a few students take MI-Access can greatly alter the participation rate. We only have those students who need to take an alternative assessment as determined by the IEP do so.

## 2022 Projected Participation Rate

Projected Participation Rate 2021	Number
District's Projected Participation Rate for 2021 (per the response on the 2020 alternate assessment projected participation form)	1.4%

Using students' IEP information, Michigan School Data System (MSDS), and other current data, complete the following table to calculate the 2022 projected participation rate.

Projected Participation Rate 2022	Number
Total Number of students enrolled in grades 3, 4, 5, 6, 7, 8, 11	167
Total number of students whose IEPs designate MI-Access for state summative assessments in any content area	3
Projected Participation Rate for 2022	1.8%

## Local Plan

After reviewing all of the member district data for participation rates on the alternate assessment (MI-Access), detail below a summarized plan for providing professional development. This may include but is not limited to training on assessment selection, alternate assessment, alternate content standards, or planning for specialized instruction.

Audience	Topics and Method of Training	Date
Special Education Teachers	Face-toFace meeting. We will discuss the fact that the State has a 1% cap on MI-Access participation and that as a district we will continue to do what's right for students on an individual basis.	1/20/2022

## Disproportionality

Question	Yes	No
Did the member district receive notification from the ISD regarding disproportionality in participation in the alternate assessment?	<input type="radio"/>	<input checked="" type="radio"/>

## Resources and Technical Assistance

Question	Yes	No
Does the member district require additional resources and technical assistance from the ISD or MDE to ensure students are being assessed using the most appropriate state summative assessment tool based on the state guidelines?	<input type="radio"/>	<input checked="" type="radio"/>

Please detail the need for additional resources and technical assistance.

## Assurances

Please provide the following assurances.

Question	Yes	No
The member district IEP team members follow the state guidelines for participation in the alternate assessment.	<input checked="" type="radio"/>	<input type="radio"/>
The member district allows IEP team members to decide which students take an alternate assessment.	<input checked="" type="radio"/>	<input type="radio"/>
The member district addresses any issues of disproportionality in statewide assessment.	<input checked="" type="radio"/>	<input type="radio"/>

## District Comments


Again - Having only two students take an alternative assessment throws us over the State and ISD's cap. Not something we are apologizing for. We will continue to offer assessments as determined appropriate by the IEP process.

## ISD Comments

(required if ISD is returning to district for modifications)







## Pellston Public Schools (24040)

### Instructions

This page uses data entered by Pellston Public Schools (24040) for ISD review. ISDs may accept this district submission by clicking **Accept District Form**. Alternatively, ISDs may return this form for modifications by clicking **Return for Modifications**. When this form is accepted by the ISD, the applicable district information will need to be included in the ISD Summary Justification Form.

### Data

Below are the 1% Participation Rates for Pellston Public Schools (24040):

Content Area	Total Tested	Alternate Tested	Spring 2021 Participation Rate
English Language Arts	202	3	1.5
Mathematics	204	2	1
Science	87	1	1.1
Social Studies	86	1	1.2

### Professional Development Provided

Question	Yes	No
Did the individualized education program (IEP) teams utilize the state guidelines for participation in the alternate assessment to make assessment participation decisions?	<input checked="" type="radio"/>	<input type="radio"/>

Please list professional development, informational sessions, and technical assistance provided regarding the 1% Cap and/or assessment selection and participation for the 2020-2021 school year.

Audience	Date Occurred	Topics and Method of Training	Delivered by
Special Education Teacher	10/19/2021	Special Education Collaborative	ISD Staff
Administrators, Special Education Teachers	11/16/2021	Special Education Collaborative	ISD Staff
Special Education Teachers/Administrators	1/18/2022	Special Education Collaborative	ISD Staff
Special Education Teachers/ Gen Ed.	1/11/2022	MSTEP/ Teacher Assistance Team	District Staff

### Contributing Factors

Question	Yes	No
Did the district test fewer than 500 students total using statewide assessments?	<input checked="" type="radio"/>	<input type="radio"/>
Fewer than 8 students took MI-Access.	<input checked="" type="radio"/>	<input type="radio"/>
8 or more students took MI-Access.	<input type="radio"/>	<input checked="" type="radio"/>

Question	Yes	No
Did the district operate a center-based program or regional collaborative for students with significant cognitive impairments (serving students from in and outside of the district within a region or ISD)?	<input type="radio"/>	<input checked="" type="radio"/>

Utilizing the Alternate Assessment data reports, complete the following table.

Assessment Data Table	Number
Total Number of students tested overall	
Total Number of students tested with MI-Access	
Students in center-based program from outside district	
Adjusted Total	0
Adjusted Participation Number	0
Adjusted Rate	0%

Please describe other justification as it specifically relates to Covid-19 and the Coronavirus Pandemic:

N/A

Please describe other justification:

N/A

## 2022 Projected Participation Rate

Projected Participation Rate 2021	Number
District's Projected Participation Rate for 2021 (per the response on the 2020 alternate assessment projected participation form)	2.5%

Using students' IEP information, Michigan School Data System (MSDS), and other current data, complete the following table to calculate the 2022 projected participation rate.

Projected Participation Rate 2022	Number
Total Number of students enrolled in grades 3, 4, 5, 6, 7, 8, 11	259
Total number of students whose IEPs designate MI-Access for state summative assessments in any content area	1
Projected Participation Rate for 2022	0.4%

## Local Plan

After reviewing all of the member district data for participation rates on the alternate assessment (MI-Access), detail below a summarized plan for providing professional development. This may include but is not limited to training on assessment selection, alternate assessment, alternate content standards, or planning for specialized instruction.

Audience	Topics and Method of Training	Date
Special Education Teachers	Special Education Collaboratives	10/19/2021
Special Education Teachers	Speical Education Collaborative	11/19/2021
Special Educaiton Teachers	Special Educaiton Collabortive	1/18/2022
TAT	Assessment identification	1/11/2022

## Disproportionality

Question	Yes	No
Did the member district receive notification from the ISD regarding disproportionality in participation in the alternate assessment?	<input type="radio"/>	<input checked="" type="radio"/>

## Resources and Technical Assistance

Question	Yes	No
Does the member district require additional resources and technical assistance from the ISD or MDE to ensure students are being assessed using the most appropriate state summative assessment tool based on the state guidelines?	<input type="radio"/>	<input checked="" type="radio"/>

Please detail the need for additional resources and technical assistance.

## Assurances

Please provide the following assurances.


Question	Yes	No
The member district IEP team members follow the state guidelines for participation in the alternate assessment.	<input checked="" type="radio"/>	<input type="radio"/>
The member district allows IEP team members to decide which students take an alternate assessment.	<input checked="" type="radio"/>	<input type="radio"/>
The member district addresses any issues of disproportionality in statewide assessment.	<input checked="" type="radio"/>	<input type="radio"/>

### District Comments

N/A

### ISD Comments

(required if ISD is returning to district for modifications)



# Public Schools of Petoskey (24070)

## Instructions

This page uses data entered by Public Schools of Petoskey (24070) for ISD review. ISDs may accept this district submission by clicking **Accept District Form**. Alternatively, ISDs may return this form for modifications by clicking **Return for Modifications**. When this form is accepted by the ISD, the applicable district information will need to be included in the ISD Summary Justification Form.

## Data

Below are the 1% Participation Rates for Public Schools of Petoskey (24070):

Content Area	Total Tested	Alternate Tested	Spring 2021 Participation Rate
English Language Arts	1229	17	1.4
Mathematics	1209	16	1.3
Science	490	5	1
Social Studies	494	3	0.6

## Professional Development Provided

Question	Yes	No
Did the individualized education program (IEP) teams utilize the state guidelines for participation in the alternate assessment to make assessment participation decisions?	<input checked="" type="radio"/>	<input type="radio"/>

Please list professional development, informational sessions, and technical assistance provided regarding the 1% Cap and/or assessment selection and participation for the 2020-2021 school year.

Audience	Date Occurred	Topics and Method of Training	Delivered by
Special Education Teachers	9/1/2020	Updates and Reminders verbal and email updates Alternative Assessments	District Staff
Special Education Teachers	9/1/2020	Ongoing Teacher Consultant Training throughout the year	ISD Staff
Principals	9/1/2020	Updates and verbal problem-solving on individual student basis.	District Staff

## Contributing Factors

Question	Yes	No
Did the district test fewer than 500 students total using statewide assessments?	<input type="radio"/>	<input checked="" type="radio"/>
Fewer than 8 students took MI-Access.	<input type="radio"/>	<input checked="" type="radio"/>
8 or more students took MI-Access.	<input checked="" type="radio"/>	<input type="radio"/>

Question	Yes	No
Did the district operate a center-based program or regional collaborative for students with significant cognitive impairments (serving students from in and outside of the district within a region or ISD)?	<input type="radio"/>	<input checked="" type="radio"/>

Utilizing the Alternate Assessment data reports, complete the following table.

Assessment Data Table	Number
Total Number of students tested overall	
Total Number of students tested with MI-Access	
Students in center-based program from outside district	
Adjusted Total	0
Adjusted Participation Number	0
Adjusted Rate	0%

Please describe other justification as it specifically relates to Covid-19 and the Coronavirus Pandemic:

N/A

Please describe other justification:

Alternate assessment decisions were made by the IEP team on an individual student basis.

### 2022 Projected Participation Rate

Projected Participation Rate 2021	Number
District's Projected Participation Rate for 2021 (per the response on the 2020 alternate assessment projected participation form)	1%

Using students' IEP information, Michigan School Data System (MSDS), and other current data, complete the following table to calculate the 2022 projected participation rate.

Projected Participation Rate 2022	Number
Total Number of students enrolled in grades 3, 4, 5, 6, 7, 8, 11	1300
Total number of students whose IEPs designate MI-Access for state summative assessments in any content area	20
Projected Participation Rate for 2022	1.5%

## Local Plan

After reviewing all of the member district data for participation rates on the alternate assessment (MI-Access), detail below a summarized plan for providing professional development. This may include but is not limited to training on assessment selection, alternate assessment, alternate content standards, or planning for specialized instruction.

Audience	Topics and Method of Training	Date
Special Education Teachers	Share Alternative Assessment Tools	1/20/2022
IEP Teams	Assist individual teams determine student assessment decisions as opportunities arise. (ongoing)	9/1/2021

## Disproportionality

Question	Yes	No
Did the member district receive notification from the ISD regarding disproportionality in participation in the alternate assessment?	<input type="radio"/>	<input checked="" type="radio"/>

## Resources and Technical Assistance

Question	Yes	No
Does the member district require additional resources and technical assistance from the ISD or MDE to ensure students are being assessed using the most appropriate state summative assessment tool based on the state guidelines?	<input type="radio"/>	<input checked="" type="radio"/>

Please detail the need for additional resources and technical assistance.

## Assurances

Please provide the following assurances.

Question	Yes	No
The member district IEP team members follow the state guidelines for participation in the alternate assessment.	<input checked="" type="radio"/>	<input type="radio"/>
The member district allows IEP team members to decide which students take an alternate assessment.	<input checked="" type="radio"/>	<input type="radio"/>
The member district addresses any issues of disproportionality in statewide assessment.	<input checked="" type="radio"/>	<input type="radio"/>

### District Comments

## ISD Comments

(required if ISD is returning to district for modifications)

A screenshot of a rich text editor toolbar. It contains icons for undo (curved arrow left), redo (curved arrow right), bold (B), italic (I), underline (U), bulleted list (three dots), numbered list (1=), link (chain link), and unlink (chain link with a slash). There is also a dropdown menu with the text 'ABC' and a small downward arrow.

