



# Exceeding 1% Cap on Participation in State Alternate Assessment Intermediate School District (ISD) Summary Justification Form FY 2021-2022

## ISD Name: Cheb-Otsego-Presque Isle ESD

All intermediate school districts must complete this summary form regarding the percentage of students assessed using Michigan's alternate assessment (MI-Access). This includes justification forms from member districts/public school academies (PSA) that assessed more than 1% of students in the spring of 2021 using MI-Access.

### Data

Below are the 1% Participation Rates for Cheb-Otsego-Presque Isle ESD:

Content Area	Total Tested	Alternate Tested	Spring 2021 Participation Rate
English Language Arts	3355	49	1.5
Mathematics	3361	48	1.4
Science	1354	24	1.8
Social Studies	1341	17	1.3

Data	Total
Number of member districts/PSAs including the ISD (only if the ISD runs internal programs)	11
Number of member districts/PSAs including the ISD (only if the ISD runs internal programs) that assessed more than 1% of all students tested in the spring of 2021 using MI-Access (in grades 3-8 and 11)	8

### Technical Assistance and Professional Development

**Tier I:** Please provide a summary of technical assistance and/or professional development provided as a result of feedback from MDE regarding the 2021 test year data and justification form review. Include any professional development and targeted assistance the ISD offered to all member districts, provided by MDE and/or the ISD and MDE together.

Date Occurred	Summary of Technical Assistance and/or Professional Development
08/25/2021	MDE provided IEP Bootcamp to all of our member districts and ESD staff.

**Tier II/III:** Please provide a summary of technical assistance and/or professional development provided as a result of feedback from MDE regarding the 2021 test year data and justification form review. Include professional development and technical assistance the ISD provided for each specific member district that was flagged for disproportionality regarding assessment participation. Include technical assistance or professional development provided by MDE and/or the ISD and MDE together.

Member District	Date Occurred	Summary of Technical Assistance and/or Professional Development
Cheboygan Area Schools	01/18/2022	Monitor conducts ongoing audits/IEP reviews with individual teachers
Gaylord Community Schools	01/19/2022	Monitor conducts ongoing audits/IEP reviews with individual teachers
Onaway Area Community School District	01/21/2022	Monitor conducts ongoing audits/IEP reviews with individual teachers
Posen Consolidated School District No. 9	01/20/2022	Monitor conducts ongoing audits/IEP reviews with individual teachers
Rogers City Area Schools	01/18/2022	Monitor conducts ongoing audits/IEP reviews with individual teachers
Vanderbilt Area Schools	01/21/2022	Monitor conducts ongoing audits/IEP reviews with individual teachers
Wolverine Community School District	01/18/2022	Monitor conducts ongoing audits/IEP reviews with individual teachers

What resources or support is needed from MDE for the ISD to carry out the plan?

*The flowchart that has been provided in decision making regarding alternate assessments is very helpful. Rebecca and team presented IEP Bootcamp, which was outstanding. We will continue to seek assistance if needed.*

## **Assurances**

### **Please provide the following assurances.**

The ISD has provided or will provide targeted assistance to member districts/PSAs that have been flagged for disproportionality for participation in the alternate assessment as outlined on the previous page.

☒ Yes   ☐ No

Targeted assistance and professional development include an emphasis on member districts/PSAs using the state assessment selection guidance documents and online trainings.

☒ Yes   ☐ No

Assessment selection is an IEP team decision and will not be overridden by administrative or procedural decisions.

☒ Yes   ☐ No



## Member District Exceeding 1% Cap Justification Form FY 2021-2022

### Member District: Cheb-Otsego-Presque Isle ESD

The *Every Student Succeeds Act* (ESSA) places a 1% cap on alternate assessment (MI-Access) participation at the state level. Member districts that contribute to the state exceeding its participation cap must submit information to the Intermediate School District (ISD) justifying the need to exceed the 1% threshold. In addition, ISDs that run programs (functioning as a member district) must complete the form as a member district.

Each ISD collects information from member districts to submit to the state.

### Data

Below are the 1% Participation Rates for Cheb-Otsego-Presque Isle ESD:

Content Area	Total Tested	Alternate Tested	Spring 2021 Participation Rate
English Language Arts	20	20	100
Mathematics	20	20	100
Science	11	11	100
Social Studies	N/A	N/A	N/A

### Professional Development Provided

Did the individualized education program (IEP) teams utilize the state guidelines for participation in the alternate assessment to make assessment participation decisions?

☒ Yes   ☐ No

Please list professional development, informational sessions, and technical assistance provided regarding the 1% Cap and/or assessment selection and participation for the 2020-2021 school year.

Audience	Date Occurred	Topics and Method of Training	Delivered by
Special Education Teachers	12/01/2020	Special Education 101 Zoom- Supplementary Aids and Services and Assessments Session	ISD Staff Jessica Szymoniak, Jeff Reinelt, Kristi Williams
Special Education Teachers and Administrators	08/25/2021	IEP Bootcamp	MDE

## Contributing Factors

Did the district test fewer than 500 students total using statewide assessments?

☒ Yes ☐ No

Select the option that applies:

☐ Fewer than 8 students took MI-Access. ☒ 8 or more students took MI-Access.

Did the district operate a center-based program or regional collaborative for students with significant cognitive impairments (serving students from in and outside of the district within a region or ISD)?

☒ Yes ☐ No

Utilizing the Alternate Assessment data reports, complete the following table.

Assessment Data Table	Number
Total Number of students tested overall	31
Total Number of students tested with MI-Access	31
Students in center-based program from outside district	31
<b>Adjusted Total</b>	0
<b>Adjusted Participation Number</b>	0
<b>Adjusted Rate</b>	0%

## 2022 Projected Participation Rate

Projected Participation Rate 2021	Number
District's Projected Participation Rate for 2021 (per the response on the 2020 alternate assessment projected participation form)	100%

Using students' IEP information, Michigan School Data System (MSDS), and other current data, complete the following table to calculate the 2022 projected participation rate.

Projected Participation Rate 2022	Number
Total number of students enrolled in grades 3, 4, 5, 6, 7, 8, 11	31
Total number of students whose IEPs designate MI-Access for state summative assessments in any content area	31
Projected Participation Rate for 2022	100%

## Local Plan

After reviewing all of the member district data for participation rates on the alternate assessment (MI-Access), detail below a summarized plan for providing professional development. This may include but is not limited to training on assessment selection, alternate assessment, alternate content standards, or planning for specialized instruction.

Audience	Topics and Method of Training	Date
Special Education Teachers	Every teacher meets individually with our ESD monitor to review/audit IEPs. The decision making flowchart related to assessment is shared and thoroughly discussed.	01/31/2022

## Resources and Technical Assistance

Does the member district require additional resources and technical assistance from the ISD or MDE to ensure students are being assessed using the most appropriate state summative assessment tool based on the state guidelines?

☐ Yes ☒ No

## **Assurances**

Please provide the following assurances.

The member district IEP team members follow the state guidelines for participation in the alternate assessment.

☒ Yes   ☐ No

The member district allows IEP team members to decide which students take an alternate assessment.

☒ Yes   ☐ No

The member district addresses any issues of disproportionality in statewide assessment.

☒ Yes   ☐ No

## Cheboygan Area Schools (16015)

### Instructions

This page uses data entered by Cheboygan Area Schools (16015) for ISD review. ISDs may accept this district submission by clicking **Accept District Form**. Alternatively, ISDs may return this form for modifications by clicking **Return for Modifications**. When this form is accepted by the ISD, the applicable district information will need to be included in the ISD Summary Justification Form.

### Data

Below are the 1% Participation Rates for Cheboygan Area Schools (16015):

Content Area	Total Tested	Alternate Tested	Spring 2021 Participation Rate
English Language Arts	604	4	0.7
Mathematics	604	4	0.7
Science	269	1	0.4
Social Studies	269	4	1.5

### Professional Development Provided

Question	Yes	No
Did the individualized education program (IEP) teams utilize the state guidelines for participation in the alternate assessment to make assessment participation decisions?	<input checked="" type="radio"/>	<input type="radio"/>

Please list professional development, informational sessions, and technical assistance provided regarding the 1% Cap and/or assessment selection and participation for the 2020-2021 school year.

Audience	Date Occurred	Topics and Method of Training	Delivered by
Whole District Special Education Teachers	12/1/2020	Special Education 101: Alternate Assessments/Flow Chart in Decision Making	ISD Staff
Whole District Special Education Teachers	8/25/2021	IEP Bootcamp and Alternative Testing Decisions	OtherClark Hill PLC

### Contributing Factors

Question	Yes	No
Did the district test fewer than 500 students total using statewide assessments?	<input checked="" type="radio"/>	<input type="radio"/>
Fewer than 8 students took MI-Access.	<input checked="" type="radio"/>	<input type="radio"/>
8 or more students took MI-Access.	<input type="radio"/>	<input checked="" type="radio"/>

Question	Yes	No
Did the district operate a center-based program or regional collaborative for students with significant cognitive impairments (serving students from in and outside of the district within a region or ISD)?	<input type="radio"/>	<input checked="" type="radio"/>

Utilizing the Alternate Assessment data reports, complete the following table.

Assessment Data Table	Number
Total Number of students tested overall	
Total Number of students tested with MI-Access	
Students in center-based program from outside district	
Adjusted Total	0
Adjusted Participation Number	0
Adjusted Rate	0%

Please describe other justification as it specifically relates to Covid-19 and the Coronavirus Pandemic:

Special Education Caseload Teachers called home and set up specific times for students taking the MI-Access that was convenient for those students/families. School wide testing was done on set days and all students, due to Covid-19, were not able to participate in state testing.

Please describe other justification:

--



## 2022 Projected Participation Rate

Projected Participation Rate 2021	Number
District's Projected Participation Rate for 2021 (per the response on the 2020 alternate assessment projected participation form)	0.9%

Using students' IEP information, Michigan School Data System (MSDS), and other current data, complete the following table to calculate the 2022 projected participation rate.

Projected Participation Rate 2022	Number
Total Number of students enrolled in grades 3, 4, 5, 6, 7, 8, 11	750
Total number of students whose IEPs designate MI-Access for state summative assessments in any content area	6
Projected Participation Rate for 2022	0.8%

## Local Plan

After reviewing all of the member district data for participation rates on the alternate assessment (MI-Access), detail below a summarized plan for providing professional development. This may include but is not limited to training on assessment selection, alternate assessment, alternate content standards, or planning for specialized instruction.

Audience	Topics and Method of Training	Date
District Special Education Teachers	One on One reviews with Compliance Trainer through ESD, including decision making process (flow chart) for alternate assessments decision guidance.	12/15/2021

## Disproportionality

Question	Yes	No
Did the member district receive notification from the ISD regarding disproportionality in participation in the alternate assessment?	<input type="radio"/>	<input checked="" type="radio"/>

## Resources and Technical Assistance

Question	Yes	No
Does the member district require additional resources and technical assistance from the ISD or MDE to ensure students are being assessed using the most appropriate state summative assessment tool based on the state guidelines?	<input checked="" type="radio"/>	<input type="radio"/>

Please detail the need for additional resources and technical assistance.

Mentor Programs for new Special Education Teachers are being put into place with monthly topics. One of those topics will be alternative assessments and thorough explanation on MDE provided flow chart.

## Assurances

Please provide the following assurances.

Question	Yes	No
The member district IEP team members follow the state guidelines for participation in the alternate assessment.	<input checked="" type="radio"/>	<input type="radio"/>
The member district allows IEP team members to decide which students take an alternate assessment.	<input checked="" type="radio"/>	<input type="radio"/>
The member district addresses any issues of disproportionality in statewide assessment.	<input checked="" type="radio"/>	<input type="radio"/>


### District Comments

\_\_\_\_\_

### ISD Comments

(required if ISD is returning to district for modifications)

A screenshot of a rich text editor toolbar. The toolbar contains icons for undo, redo, bold, italic, underline, bulleted list, numbered list, link, unlink, and a text color picker. The text area below the toolbar is empty.



## Gaylord Community Schools (69020)

### Instructions

This page uses data entered by Gaylord Community Schools (69020) for ISD review. ISDs may accept this district submission by clicking **Accept District Form**. Alternatively, ISDs may return this form for modifications by clicking **Return for Modifications**. When this form is accepted by the ISD, the applicable district information will need to be included in the ISD Summary Justification Form.

### Data

Below are the 1% Participation Rates for Gaylord Community Schools (69020):

Content Area	Total Tested	Alternate Tested	Spring 2021 Participation Rate
English Language Arts	1325	7	0.5
Mathematics	1333	8	0.6
Science	470	6	1.3
Social Studies	471	6	1.3

### Professional Development Provided

Question	Yes	No
Did the individualized education program (IEP) teams utilize the state guidelines for participation in the alternate assessment to make assessment participation decisions?	<input checked="" type="radio"/>	<input type="radio"/>

Please list professional development, informational sessions, and technical assistance provided regarding the 1% Cap and/or assessment selection and participation for the 2020-2021 school year.

Audience	Date Occurred	Topics and Method of Training	Delivered by
Special Education teaching staff	2/8/2021	Special education department meeting. Covered a variety of special education topics including 1% cap. Meeting via zoom.	District Staff Dennis Keck
Special Education teaching staff	9/13/2021	ISD support (individually for multiple weeks). IEP training. 1% review.	ISD Staff/jess

### Contributing Factors

Question	Yes	No
Did the district test fewer than 500 students total using statewide assessments?	<input type="radio"/>	<input checked="" type="radio"/>
Fewer than 8 students took MI-Access.	<input type="radio"/>	<input type="radio"/>
8 or more students took MI-Access.	<input type="radio"/>	<input type="radio"/>

Question	Yes	No
Did the district operate a center-based program or regional collaborative for students with significant cognitive impairments (serving students from in and outside of the district within a region or ISD)?	<input type="radio"/>	<input checked="" type="radio"/>

Utilizing the Alternate Assessment data reports, complete the following table.

Assessment Data Table	Number
Total Number of students tested overall	
Total Number of students tested with MI-Access	
Students in center-based program from outside district	
Adjusted Total	0
Adjusted Participation Number	0
Adjusted Rate	0%

Please describe other justification as it specifically relates to Covid-19 and the Coronavirus Pandemic:

Some students did not participate in the state wide assesement having an affect on our testing numbers. Students that chose to work virtually had the option of not coming to school to participate.

Please describe other justification:

--

Projected Participation Rate 2021	Number
District's Projected Participation Rate for 2021 (per the response on the 2020 alternate assessment projected participation form)	0.5%

Projected Participation Rate 2022	Number
Total Number of students enrolled in grades 3, 4, 5, 6, 7, 8, 11	2161
Total number of students whose IEPs designate MI-Access for state summative assessments in any content area	12
Projected Participation Rate for 2022	0.6%

Audience	Topics and Method of Training	Date
Teaching Staff	District teaching staff will continue to work with ISD consultant to review alternate assessment guide. Teachers will be trained on how to utilize the guide while developing the IEP with the IEP team to determine best assessment placement. Training will be held winter/spring of 2022 with individual staff.	1/10/2022

Question	Yes	No
Did the member district receive notification from the ISD regarding disproportionality in participation in the alternate assessment?	<input type="radio"/>	<input checked="" type="radio"/>


Question	Yes	No
Does the member district require additional resources and technical assistance from the ISD or MDE to ensure students are being assessed using the most appropriate state summative assessment tool based on the state guidelines?	<input checked="" type="radio"/>	<input type="radio"/>

The district appreciates the ongoing support from ISD supervisors in the training of the guide for implementation. We ask that this level of individualized support continues so that we can best support our students.

Question	Yes	No
The member district IEP team members follow the state guidelines for participation in the alternate assessment.	<input checked="" type="radio"/>	<input type="radio"/>
The member district allows IEP team members to decide which students take an alternate assessment.	<input checked="" type="radio"/>	<input type="radio"/>
The member district addresses any issues of disproportionality in statewide assessment.	<input checked="" type="radio"/>	<input type="radio"/>

\_\_\_\_\_

[illegible]



## Onaway Area Community School District (71050)

### Instructions

This page uses data entered by Onaway Area Community School District (71050) for ISD review. ISDs may accept this district submission by clicking **Accept District Form**. Alternatively, ISDs may return this form for modifications by clicking **Return for Modifications**. When this form is accepted by the ISD, the applicable district information will need to be included in the ISD Summary Justification Form.

### Data

Below are the 1% Participation Rates for Onaway Area Community School District (71050):

Content Area	Total Tested	Alternate Tested	Spring 2021 Participation Rate
English Language Arts	231	4	1.7
Mathematics	233	4	1.7
Science	90	1	1.1
Social Studies	90	1	1.1

### Professional Development Provided

Question	Yes	No
Did the individualized education program (IEP) teams utilize the state guidelines for participation in the alternate assessment to make assessment participation decisions?	<input checked="" type="radio"/>	<input type="radio"/>

Please list professional development, informational sessions, and technical assistance provided regarding the 1% Cap and/or assessment selection and participation for the 2020-2021 school year.

Audience	Date Occurred	Topics and Method of Training	Delivered by
Special education staff/admin	12/1/2020	Special education 101	ISD Staff
Special education staff	12/1/2021	Ongoing individual audits with ISD monitor	ISD Staff

### Contributing Factors

Question	Yes	No
Did the district test fewer than 500 students total using statewide assessments?	<input checked="" type="radio"/>	<input type="radio"/>
Fewer than 8 students took MI-Access.	<input checked="" type="radio"/>	<input type="radio"/>
8 or more students took MI-Access.	<input type="radio"/>	<input checked="" type="radio"/>

Question	Yes	No
Did the district operate a center-based program or regional collaborative for students with significant cognitive impairments (serving students from in and outside of the district within a region or ISD)?	<input type="radio"/>	<input checked="" type="radio"/>

Utilizing the Alternate Assessment data reports, complete the following table.

Assessment Data Table	Number
Total Number of students tested overall	
Total Number of students tested with MI-Access	
Students in center-based program from outside district	
Adjusted Total	0
Adjusted Participation Number	0
Adjusted Rate	0%

Please describe other justification as it specifically relates to Covid-19 and the Coronavirus Pandemic:

Please describe other justification:

We currently have 4 students whose IEP team determined alternative assessments were more appropriate

### 2022 Projected Participation Rate

Projected Participation Rate 2021	Number
District's Projected Participation Rate for 2021 (per the response on the 2020 alternate assessment projected participation form)	2.1%

Using students' IEP information, Michigan School Data System (MSDS), and other current data, complete the following table to calculate the 2022 projected participation rate.

Projected Participation Rate 2022	Number
Total Number of students enrolled in grades 3, 4, 5, 6, 7, 8, 11	281
Total number of students whose IEPs designate MI-Access for state summative assessments in any content area	5
Projected Participation Rate for 2022	1.8%

## Local Plan

After reviewing all of the member district data for participation rates on the alternate assessment (MI-Access), detail below a summarized plan for providing professional development. This may include but is not limited to training on assessment selection, alternate assessment, alternate content standards, or planning for specialized instruction.

Audience	Topics and Method of Training	Date
Special education staff	Ongoing use of assessment selection flowchart during IEP team meetings	2/10/2022

## Disproportionality

Question	Yes	No
Did the member district receive notification from the ISD regarding disproportionality in participation in the alternate assessment?	<input type="radio"/>	<input checked="" type="radio"/>

## Resources and Technical Assistance

Question	Yes	No
Does the member district require additional resources and technical assistance from the ISD or MDE to ensure students are being assessed using the most appropriate state summative assessment tool based on the state guidelines?	<input type="radio"/>	<input checked="" type="radio"/>

Please detail the need for additional resources and technical assistance

## Assurances


Please provide the following assurances.

Question	Yes	No
The member district IEP team members follow the state guidelines for participation in the alternate assessment.	<input checked="" type="radio"/>	<input type="radio"/>
The member district allows IEP team members to decide which students take an alternate assessment.	<input checked="" type="radio"/>	<input type="radio"/>
The member district addresses any issues of disproportionality in statewide assessment.	<input checked="" type="radio"/>	<input type="radio"/>

### District Comments

### ISD Comments

(required if ISD is returning to district for modifications)







## Posen Consolidated School District No. 9 (71060)

### Instructions

This page uses data entered by Posen Consolidated School District No. 9 (71060) for ISD review. ISDs may accept this district submission by clicking **Accept District Form**. Alternatively, ISDs may return this form for modifications by clicking **Return for Modifications**. When this form is accepted by the ISD, the applicable district information will need to be included in the ISD Summary Justification Form.

### Data

Below are the 1% Participation Rates for Posen Consolidated School District No. 9 (71060):

Content Area	Total Tested	Alternate Tested	Spring 2021 Participation Rate
English Language Arts	93	5	5.4
Mathematics	92	3	3.3
Science	35	0	0
Social Studies	35	1	2.9

### Professional Development Provided

Question	Yes	No
Did the individualized education program (IEP) teams utilize the state guidelines for participation in the alternate assessment to make assessment participation decisions?	<input checked="" type="radio"/>	<input type="radio"/>

Please list professional development, informational sessions, and technical assistance provided regarding the 1% Cap and/or assessment selection and participation for the 2020-2021 school year.

Audience	Date Occurred	Topics and Method of Training	Delivered by
Special education teacher	9/2/2021	student determination for eligibility	District Staff MICHELLE WESNER
Special education teacher	9/2/2021	student determination for eligibility	District Staff MICHELLE WESNER

### Contributing Factors

Question	Yes	No
Did the district test fewer than 500 students total using statewide assessments?	<input checked="" type="radio"/>	<input type="radio"/>
Fewer than 8 students took MI-Access.	<input checked="" type="radio"/>	<input type="radio"/>
8 or more students took MI-Access.	<input type="radio"/>	<input checked="" type="radio"/>

Question	Yes	No
Did the district operate a center-based program or regional collaborative for students with significant cognitive impairments (serving students from in and outside of the district within a region or ISD)?	<input type="radio"/>	<input checked="" type="radio"/>

Utilizing the Alternate Assessment data reports, complete the following table.

Assessment Data Table	Number
Total Number of students tested overall	
Total Number of students tested with MI-Access	
Students in center-based program from outside district	
Adjusted Total	0
Adjusted Participation Number	0
Adjusted Rate	0%

Please describe other justification as it specifically relates to Covid-19 and the Coronavirus Pandemic:

Please describe other justification:

Our classes are so small that just one student can place us over 1%

### 2022 Projected Participation Rate

Projected Participation Rate 2021	Number
District's Projected Participation Rate for 2021 (per the response on the 2020 alternate assessment projected participation form)	6.3%

Using students' IEP information, Michigan School Data System (MSDS), and other current data, complete the following table to calculate the 2022 projected participation rate.

Projected Participation Rate 2022	Number
Total Number of students enrolled in grades 3, 4, 5, 6, 7, 8, 11	87
Total number of students whose IEPs designate MI-Access for state summative assessments in any content area	2
Projected Participation Rate for 2022	2.3%

## Local Plan

After reviewing all of the member district data for participation rates on the alternate assessment (MI-Access), detail below a summarized plan for providing professional development. This may include but is not limited to training on assessment selection, alternate assessment, alternate content standards, or planning for specialized instruction.

Audience	Topics and Method of Training	Date
special education teacher	CI and OHI student needs	2/18/2022

## Disproportionality

Question	Yes	No
Did the member district receive notification from the ISD regarding disproportionality in participation in the alternate assessment?	<input type="radio"/>	<input checked="" type="radio"/>

## Resources and Technical Assistance

Question	Yes	No
Does the member district require additional resources and technical assistance from the ISD or MDE to ensure students are being assessed using the most appropriate state summative assessment tool based on the state guidelines?	<input type="radio"/>	<input checked="" type="radio"/>

Please detail the need for additional resources and technical assistance.

## Assurances

Please provide the following assurances.


Question	Yes	No
The member district IEP team members follow the state guidelines for participation in the alternate assessment.	<input checked="" type="radio"/>	<input type="radio"/>
The member district allows IEP team members to decide which students take an alternate assessment.	<input checked="" type="radio"/>	<input type="radio"/>
The member district addresses any issues of disproportionality in statewide assessment.	<input checked="" type="radio"/>	<input type="radio"/>

### District Comments

\_\_\_\_\_

### ISD Comments

(required if ISD is returning to district for modifications)



## Rogers City Area Schools (71080)

### Instructions

This page uses data entered by Rogers City Area Schools (71080) for ISD review. ISDs may accept this district submission by clicking **Accept District Form**. Alternatively, ISDs may return this form for modifications by clicking **Return for Modifications**. When this form is accepted by the ISD, the applicable district information will need to be included in the ISD Summary Justification Form.

### Data

Below are the 1% Participation Rates for Rogers City Area Schools (71080):

Content Area	Total Tested	Alternate Tested	Spring 2021 Participation Rate
English Language Arts	218	3	1.4
Mathematics	217	3	1.4
Science	114	3	2.6
Social Studies	114	3	2.6

### Professional Development Provided

Question	Yes	No
Did the individualized education program (IEP) teams utilize the state guidelines for participation in the alternate assessment to make assessment participation decisions?	<input checked="" type="radio"/>	<input type="radio"/>

Please list professional development, informational sessions, and technical assistance provided regarding the 1% Cap and/or assessment selection and participation for the 2020-2021 school year.

Audience	Date Occurred	Topics and Method of Training	Delivered by
Marilyn Dimmick	3/3/2020	Informational Session. DRC Zoom	Other DRC Zoom
Abbey Tulgetske	3/3/2021	Informational Session. DRC Zoom.	OtherDRC Zoom

### Contributing Factors

Question	Yes	No
Did the district test fewer than 500 students total using statewide assessments?	<input checked="" type="radio"/>	<input type="radio"/>
Fewer than 8 students took MI-Access.	<input checked="" type="radio"/>	<input type="radio"/>
8 or more students took MI-Access.	<input type="radio"/>	<input checked="" type="radio"/>

Question	Yes	No
Did the district operate a center-based program or regional collaborative for students with significant cognitive impairments (serving students from in and outside of the district within a region or ISD)?	<input type="radio"/>	<input checked="" type="radio"/>

Utilizing the Alternate Assessment data reports, complete the following table.

Assessment Data Table	Number
Total Number of students tested overall	
Total Number of students tested with MI-Access	
Students in center-based program from outside district	
Adjusted Total	0
Adjusted Participation Number	0
Adjusted Rate	0%

Please describe other justification as it specifically relates to Covid-19 and the Coronavirus Pandemic:

Please describe other justification:

We do not offer those programs.

## 2022 Projected Participation Rate

Projected Participation Rate 2021	Number
District's Projected Participation Rate for 2021 (per the response on the 2020 alternate assessment projected participation form)	1.5%

Using students' IEP information, Michigan School Data System (MSDS), and other current data, complete the following table to calculate the 2022 projected participation rate.

Projected Participation Rate 2022	Number
Total Number of students enrolled in grades 3, 4, 5, 6, 7, 8, 11	228
Total number of students whose IEPs designate MI-Access for state summative assessments in any content area	0
Projected Participation Rate for 2022	0%

## Local Plan

After reviewing all of the member district data for participation rates on the alternate assessment (MI-Access), detail below a summarized plan for providing professional development. This may include but is not limited to training on assessment selection, alternate assessment, alternate content standards, or planning for specialized instruction.

Audience	Topics and Method of Training	Date
Applicable Staff	Information about Alternative Assessments. Date listed could possibly change based upon the DRC providing their information.	3/14/2022

## Disproportionality

Question	Yes	No
Did the member district receive notification from the ISD regarding disproportionality in participation in the alternate assessment?	<input type="radio"/>	<input checked="" type="radio"/>

## Resources and Technical Assistance

Question	Yes	No
Does the member district require additional resources and technical assistance from the ISD or MDE to ensure students are being assessed using the most appropriate state summative assessment tool based on the state guidelines?	<input type="radio"/>	<input checked="" type="radio"/>

Please detail the need for additional resources and technical assistance.

## Assurances

Please provide the following assurances.

Question	Yes	No
The member district IEP team members follow the state guidelines for participation in the alternate assessment.	<input checked="" type="radio"/>	<input type="radio"/>
The member district allows IEP team members to decide which students take an alternate assessment.	<input checked="" type="radio"/>	<input type="radio"/>
The member district addresses any issues of disproportionality in statewide assessment.	<input checked="" type="radio"/>	<input type="radio"/>

## District Comments

## ISD Comments

(required if ISD is returning to district for modifications)



## Wolverine Community School District (16100)

### Instructions

This page uses data entered by Wolverine Community School District (16100) for ISD review. ISDs may accept this district submission by clicking **Accept District Form**. Alternatively, ISDs may return this form for modifications by clicking **Return for Modifications**. When this form is accepted by the ISD, the applicable district information will need to be included in the ISD Summary Justification Form.

### Data

Below are the 1% Participation Rates for Wolverine Community School District (16100):

Content Area	Total Tested	Alternate Tested	Spring 2021 Participation Rate
English Language Arts	119	1	0.8
Mathematics	122	1	0.8
Science	52	0	0
Social Studies	51	1	2

### Professional Development Provided

Question	Yes	No
Did the individualized education program (IEP) teams utilize the state guidelines for participation in the alternate assessment to make assessment participation decisions?	<input checked="" type="radio"/>	<input type="radio"/>

Please list professional development, informational sessions, and technical assistance provided regarding the 1% Cap and/or assessment selection and participation for the 2020-2021 school year.

Audience	Date Occurred	Topics and Method of Training	Delivered by
Special Education Teachers	12/1/2020	Special Ed 101-Supplementary aids and services and assessments session.	ISD Staff
Special Education Teachers	8/25/2021	Special Ed Bootcamp	MDE

### Contributing Factors

Question	Yes	No
Did the district test fewer than 500 students total using statewide assessments?	<input checked="" type="radio"/>	<input type="radio"/>
Fewer than 8 students took MI-Access.	<input checked="" type="radio"/>	<input type="radio"/>
8 or more students took MI-Access.	<input type="radio"/>	<input checked="" type="radio"/>

Question	Yes	No
Did the district operate a center-based program or regional collaborative for students with significant cognitive impairments (serving students from in and outside of the district within a region or ISD)?	<input type="radio"/>	<input checked="" type="radio"/>

Utilizing the Alternate Assessment data reports, complete the following table.

Assessment Data Table	Number
Total Number of students tested overall	257
Total Number of students tested with MI-Access	3
Students in center-based program from outside district	0
Adjusted Total	257
Adjusted Participation Number	3
Adjusted Rate	1.2%

Please describe other justification as it specifically relates to Covid-19 and the Coronavirus Pandemic:

N/A

Please describe other justification:

N/A

Projected Participation Rate 2021	Number
District's Projected Participation Rate for 2021 (per the response on the 2020 alternate assessment projected participation form)	83.3%

Using students' IEP information, Michigan School Data System (MSDS), and other current data, complete the following table to calculate the 2022 projected participation rate.

Projected Participation Rate 2022	Number
Total Number of students enrolled in grades 3, 4, 5, 6, 7, 8, 11	124
Total number of students whose IEPs designate MI-Access for state summative assessments in any content area	4
Projected Participation Rate for 2022	3.2%

## Local Plan

After reviewing all of the member district data for participation rates on the alternate assessment (MI-Access), detail below a summarized plan for providing professional development. This may include but is not limited to training on assessment selection, alternate assessment, alternate content standards, or planning for specialized instruction.

Audience	Topics and Method of Training	Date
Special Education Teachers	Ongoing reviews and audits of IEPs with ESD monitor using the decision making assessment tool guide.	1/21/2022

## Disproportionality

Question	Yes	No
Did the member district receive notification from the ISD regarding disproportionality in participation in the alternate assessment?	<input type="radio"/>	<input checked="" type="radio"/>

## Resources and Technical Assistance

Question	Yes	No
Does the member district require additional resources and technical assistance from the ISD or MDE to ensure students are being assessed using the most appropriate state summative assessment tool based on the state guidelines?	<input type="radio"/>	<input checked="" type="radio"/>

Please detail the need for additional resources and technical assistance.

--

## Assurances

Please provide the following assurances.

Question	Yes	No
The member district IEP team members follow the state guidelines for participation in the alternate assessment.	<input checked="" type="radio"/>	<input type="radio"/>
The member district allows IEP team members to decide which students take an alternate assessment.	<input checked="" type="radio"/>	<input type="radio"/>
The member district addresses any issues of disproportionality in statewide assessment.	<input checked="" type="radio"/>	<input type="radio"/>

### District Comments

## ISD Comments

(required if ISD is returning to district for modifications)

