



# Exceeding 1% Cap on Participation in State Alternate Assessment Intermediate School District (ISD) Summary Justification Form FY 2021-2022

## ISD Name: Dickinson-Iron ISD

All intermediate school districts must complete this summary form regarding the percentage of students assessed using Michigan's alternate assessment (MI-Access). This includes justification forms from member districts/public school academies (PSA) that assessed more than 1% of students in the spring of 2021 using MI-Access.

## Data

Below are the 1% Participation Rates for Dickinson-Iron ISD:

Content Area	Total Tested	Alternate Tested	Spring 2021 Participation Rate
English Language Arts	2289	36	1.6
Mathematics	2290	36	1.6
Science	959	20	2.1
Social Studies	942	8	0.8

Data	Total
Number of member districts/PSAs including the ISD (only if the ISD runs internal programs)	
Number of member districts/PSAs including the ISD (only if the ISD runs internal programs) that assessed more than 1% of all students tested in the spring of 2021 using MI-Access (in grades 3-8 and 11)	

## Technical Assistance and Professional Development

**Tier I:** Please provide a summary of technical assistance and/or professional development provided as a result of feedback from MDE regarding the 2021 test year data and justification form review. Include any professional development and targeted assistance the ISD offered to all member districts, provided by MDE and/or the ISD and MDE together.

Date Occurred	Summary of Technical Assistance and/or Professional Development
01/12/2022	The DIrector of SE for the DIISD sent out an email/SE Update to all SE service providers and building principals on the 1% cap in regards to alternative assessments for students with an IEP. The email explained the importance of IEP teams following the flowchart from MDE and the interactive alternative assessment tool that MDE has shared. The email reminded the SE service providers and administrators that these resources are available on our DIISD website for future reference.

**Tier II/III:** Please provide a summary of technical assistance and/or professional development provided as a result of feedback from MDE regarding the 2021 test year data and justification form review. Include professional development and technical assistance the ISD provided for each specific member district that was flagged for disproportionality regarding assessment participation. Include technical assistance or professional development provided by MDE and/or the ISD and MDE together.

Member District	Date Occurred	Summary of Technical Assistance and/or Professional Development
Breitung Township School District	01/12/2022	I emailed again the interactive decision-making tool from MDE to Breitung Township Schools Catamaran user explaining the justification form and the requirement of completing it. I also sent an email to the district's administrators and SE providers with the interactive decision-making tool and emphasized the importance of using the tool during IEP meetings in determining the appropriate assessment for a student. I also discussed over the phone the district's data with Darren Petschar (Catamaran User for the district) and also, walked him through how to complete the district's justification form. We discussed IEP determination for appropriate assessments for students and ensuring that it is done following the flowchart and interactive tool.
West Iron County Public Schools	01/12/2022	I emailed again the interactive decision-making tool from MDE to West Iron County Schools Catamaran user and explained the need to submit the justification form in Catamaran to the ISD. I also sent an email to the district's administrators and SE providers with the interactive decision-making tool and emphasized the importance of using the tool during IEP meetings in determining the appropriate assessment for a student.

Iron Mountain Public Schools	01/12/2022	I emailed again the interactive decision-making tool from MDE to Iron Mountain Public Schools Catamaran user explaining the justification form and the requirement of completing it. I also sent an email to the district's administrators and SE providers with the interactive decision-making tool and emphasized the importance of using the tool during IEP meetings in determining the appropriate assessment for a student. I also discussed over the phone the district's data with Will Traber (Catamaran User for the district) and also, walked him through how to complete the district's justification form. We discussed IEP determination for appropriate assessments for students and ensuring that it is done following the flowchart and interactive tool. I had follow-up emails with Will Traber to help him through the process.
Forest Park School District	01/12/2022	I emailed again the interactive decision-making tool from MDE to Forest Park Schools Catamaran user explaining the justification form and that their district was not over the 1% so she would just need to acknowledge the report/data in Catamaran. I also sent an email to the district's administrators and SE providers with the interactive decision-making tool and emphasized the importance of using the tool during IEP meetings in determining the appropriate assessment for a student. I had to send follow-up emails (1-24-22, 1-26-22, 1-28-22) and help Jackie Giuliani (Catamaran User for the district) to assist her in locating the report and acknowledging it in the Catamaran.
North Dickinson County Schools	01/12/2022	I emailed again the interactive decision-making tool from MDE to North Dickinson Schools Catamaran user explaining the justification form and that their district was not over the 1% so she would just need to acknowledge the report/data in Catamaran. I also sent an email to the district's administrators and SE providers with the interactive decision-making tool and emphasized the importance of using the tool during IEP meetings in determining the appropriate assessment for a student. I had to send follow-up emails (1-24-22, 1-26-22, 1-28-22) and help Angel Inglese (Catamaran User for the district) to assist her in locating the report and acknowledging it in the Catamaran.
Norway-Vulcan Area Schools	01/12/2022	I emailed again the interactive decision-making tool from MDE to Norway Schools Catamaran user explaining the justification form and that their district was not over the 1% so she would just need to acknowledge the report/data in Catamaran. I also sent an email to the district's administrators and SE providers with the interactive decision-making tool and emphasized the importance of using the tool during IEP meetings in determining the appropriate assessment for a student.

What resources or support is needed from MDE for the ISD to carry out the plan?

*Please, continue to provide us any updated guidance documents on deciding on appropriate assessments for students with disabilities for IEP teams to utilize.*

## **Assurances**

**Please provide the following assurances.**

The ISD has provided or will provide targeted assistance to member districts/PSAs that have been flagged for disproportionality for participation in the alternate assessment as outlined on the previous page.

☒ Yes   ☐ No

Targeted assistance and professional development include an emphasis on member districts/PSAs using the state assessment selection guidance documents and online trainings.

☒ Yes   ☐ No

Assessment selection is an IEP team decision and will not be overridden by administrative or procedural decisions.

☒ Yes   ☐ No



## Member District Exceeding 1% Cap Justification Form FY 2021-2022

### Member District: Dickinson-Iron ISD

The *Every Student Succeeds Act* (ESSA) places a 1% cap on alternate assessment (MI-Access) participation at the state level. Member districts that contribute to the state exceeding its participation cap must submit information to the Intermediate School District (ISD) justifying the need to exceed the 1% threshold. In addition, ISDs that run programs (functioning as a member district) must complete the form as a member district.

Each ISD collects information from member districts to submit to the state.

### Data

Below are the 1% Participation Rates for Dickinson-Iron ISD:

Content Area	Total Tested	Alternate Tested	Spring 2021 Participation Rate
English Language Arts	18	18	100
Mathematics	18	18	100
Science	11	11	100
Social Studies	N/A	N/A	N/A

### Professional Development Provided

Did the individualized education program (IEP) teams utilize the state guidelines for participation in the alternate assessment to make assessment participation decisions?

☒ Yes   ☐ No

Please list professional development, informational sessions, and technical assistance provided regarding the 1% Cap and/or assessment selection and participation for the 2020-2021 school year.

Audience	Date Occurred	Topics and Method of Training	Delivered by
DIISD SE Staff Members, Local District Administrators, SE Supervisors/Coordinators, LEA SE Staff Members	12/04/2020	Topic: Alternate Assessment Interactive Decision Making Tool (explained that the tool should be used when making assessment decisions for students that have an IEP). Shared the link for the tool. Method: E-mail and follow-up emails as well as phone calls throughout the school year.	ISD Staff
DIISD SE Administrators- Technical Assistance Staff, Local District Principals/SE Coordinators	11/24/2020	Topic: Projected participation numbers of students with an IEP taking an alternate Assessment. Explained to the coordinators/administrators to double-check the projected numbers for their districts, and also, review the reason for the projection date being the 1% cap and the importance of using this projection to address concerns with the numbers.	ISD Staff

## Contributing Factors

Did the district test fewer than 500 students total using statewide assessments?

☒ Yes ☐ No

Select the option that applies:

☐ Fewer than 8 students took MI-Access. ☒ 8 or more students took MI-Access.

Did the district operate a center-based program or regional collaborative for students with significant cognitive impairments (serving students from in and outside of the district within a region or ISD)?

☒ Yes ☐ No

Utilizing the Alternate Assessment data reports, complete the following table.

Assessment Data Table	Number
Total Number of students tested overall	18
Total Number of students tested with MI-Access	18
Students in center-based program from outside district	0
<b>Adjusted Total</b>	18
<b>Adjusted Participation Number</b>	18
<b>Adjusted Rate</b>	100%

Please describe other justification:

*We use the interactive tool and flowchart provided by MDE-OSE for determining the appropriate alternate assessment for our students in our MoCI DIISD Special Education programs.*

## 2022 Projected Participation Rate

Projected Participation Rate 2021	Number
District's Projected Participation Rate for 2021 (per the response on the 2020 alternate assessment projected participation form)	100%

Using students' IEP information, Michigan School Data System (MSDS), and other current data, complete the following table to calculate the 2022 projected participation rate.

Projected Participation Rate 2022	Number
Total number of students enrolled in grades 3, 4, 5, 6, 7, 8, 11	22
Total number of students whose IEPs designate MI-Access for state summative assessments in any content area	22
Projected Participation Rate for 2022	100%

## Local Plan

After reviewing all of the member district data for participation rates on the alternate assessment (MI-Access), detail below a summarized plan for providing professional development. This may include but is not limited to training on assessment selection, alternate assessment, alternate content standards, or planning for specialized instruction.

Audience	Topics and Method of Training	Date
SE Supervisor/SE Staff	Interactive Alternate Assessment Tool and flowchart for use when determining the appropriate state assessment for students in our ISD MoCI Programs. This will be done through email.	01/12/2022
All SE Stakeholders	SE Director will make sure that the DIISD Website has the most up-to-date guidance on IEP decision-making for state assessments and shares any new and updated guidance tools/or documents with all SE providers.	

## Resources and Technical Assistance

Does the member district require additional resources and technical assistance from the ISD or MDE to ensure students are being assessed using the most appropriate state summative assessment tool based on the state guidelines?

☐ Yes ☒ No

## Assurances

Please provide the following assurances.

The member district IEP team members follow the state guidelines for participation in the alternate assessment.

☒ Yes   ☐ No

The member district allows IEP team members to decide which students take an alternate assessment.

☒ Yes   ☐ No

The member district addresses any issues of disproportionality in statewide assessment.

☒ Yes   ☐ No



# Breitung Township School District (22030)

## Instructions

This page uses data entered by Breitung Township School District (22030) for ISD review. ISDs may accept this district submission by clicking **Accept District Form**. Alternatively, ISDs may return this form for modifications by clicking **Return for Modifications**. When this form is accepted by the ISD, the applicable district information will need to be included in the ISD Summary Justification Form.

## Data

Below are the 1% Participation Rates for Breitung Township School District (22030):

Content Area	Total Tested	Alternate Tested	Spring 2021 Participation Rate
English Language Arts	890	10	1.1
Mathematics	891	10	1.1
Science	363	6	1.7
Social Studies	360	6	1.7

## Professional Development Provided

Question	Yes	No
Did the individualized education program (IEP) teams utilize the state guidelines for participation in the alternate assessment to make assessment participation decisions?	<input checked="" type="radio"/>	<input type="radio"/>

Please list professional development, informational sessions, and technical assistance provided regarding the 1% Cap and/or assessment selection and participation for the 2020-2021 school year.

Audience	Date Occurred	Topics and Method of Training	Delivered by
All Breitung Township Special Education Teachers	2/10/2021	Staff Meeting held to ensure staff followed the Assessment Decision-Making Tool Provided by MDE	District Staff
ISD Principals	1/12/2021	Principals Virtual meeting held to ensure Principals were updated and reminded of the Assessment Decision-Making Tool provided by MDE	ISD Staff
ISD Principals	2/11/2020	Principal Meeting held with Special education updates with links to dates of PD, 1% Cap, and Justification forms for the school year 2020-21.	ISD Staff

## Contributing Factors

Question	Yes	No
Did the district test fewer than 500 students total using statewide assessments?	<input type="radio"/>	<input checked="" type="radio"/>
Fewer than 8 students took MI-Access.	<input type="radio"/>	<input type="radio"/>
8 or more students took MI-Access.	<input type="radio"/>	<input type="radio"/>

Question	Yes	No
Did the district operate a center-based program or regional collaborative for students with significant cognitive impairments (serving students from in and outside of the district within a region or ISD)?	<input type="radio"/>	<input checked="" type="radio"/>

Utilizing the Alternate Assessment data reports, complete the following table.

Assessment Data Table	Number
Total Number of students tested overall	
Total Number of students tested with MI-Access	
Students in center-based program from outside district	
Adjusted Total	0
Adjusted Participation Number	0
Adjusted Rate	0%

Please describe other justification as it specifically relates to Covid-19 and the Coronavirus Pandemic:

The use of alternate assessments is justified in the district as all assessment decisions are made by the IEP team following the Assessment Decision Making Tool.

\_\_\_\_\_

Projected Participation Rate 2021	Number
District's Projected Participation Rate for 2021 (per the response on the 2020 alternate assessment projected participation form)	0.7%

Projected Participation Rate 2022	Number
Total Number of students enrolled in grades 3, 4, 5, 6, 7, 8, 11	974
Total number of students whose IEPs designate MI-Access for state summative assessments in any content area	5
Projected Participation Rate for 2022	0.5%

Audience	Topics and Method of Training	Date
Administrators, Special Education Teachers	At the Annual MDE Assessment Meeting, The Special Education Director and Assessment Coordinator will assure that the district is following the Interactive Assessment Decision-Making Tool to decide on which state assessments are being selected by IEP teams.	1/24/2022


Question	Yes	No
Did the member district receive notification from the ISD regarding disproportionality in participation in the alternate assessment?	<input type="radio"/>	<input checked="" type="radio"/>

Question	Yes	No
Does the member district require additional resources and technical assistance from the ISD or MDE to ensure students are being assessed using the most appropriate state summative assessment tool based on the state guidelines?	<input type="radio"/>	<input checked="" type="radio"/>

--

Question	Yes	No
The member district IEP team members follow the state guidelines for participation in the alternate assessment.	<input checked="" type="radio"/>	<input type="radio"/>
The member district allows IEP team members to decide which students take an alternate assessment.	<input checked="" type="radio"/>	<input type="radio"/>
The member district addresses any issues of disproportionality in statewide assessment.	<input checked="" type="radio"/>	<input type="radio"/>

A screenshot of a rich text editor toolbar. It contains icons for undo, redo, bold, italic, underline, bulleted list, numbered list, link, unlink, and a dropdown menu. The toolbar is located at the top of the document editor.



# Iron Mountain Public Schools (22010)

## Instructions

This page uses data entered by Iron Mountain Public Schools (22010) for ISD review. ISDs may accept this district submission by clicking **Accept District Form**. Alternatively, ISDs may return this form for modifications by clicking **Return for Modifications**. When this form is accepted by the ISD, the applicable district information will need to be included in the ISD Summary Justification Form.

## Data

Below are the 1% Participation Rates for Iron Mountain Public Schools (22010):

Content Area	Total Tested	Alternate Tested	Spring 2021 Participation Rate
English Language Arts	318	4	1.3
Mathematics	319	4	1.3
Science	160	1	0.6
Social Studies	158	0	0

## Professional Development Provided

Question	Yes	No
Did the individualized education program (IEP) teams utilize the state guidelines for participation in the alternate assessment to make assessment participation decisions?	<input checked="" type="radio"/>	<input type="radio"/>

Please list professional development, informational sessions, and technical assistance provided regarding the 1% Cap and/or assessment selection and participation for the 2020-2021 school year.

Audience	Date Occurred	Topics and Method of Training	Delivered by
All Iron Mountain Special Education Teachers	3/10/2021	Staff meeting held to ensure staff followed the Assessment Decision-Making Tool provided by MDE	District Staff William Traber
ISD Principals	10/12/2021	Principals virtual meeting held to ensure Principals were updated and reminded of the Assessment Decision Tool provided by MDE	ISD Staff
ISD Principals	2/11/2020	Principal Meeting held with Special Education updates with links to dates of PD, 1% Cap, and Justification forms for the school year 2020-2021.	ISD Staff

## Contributing Factors

Question	Yes	No
Did the district test fewer than 500 students total using statewide assessments?	<input checked="" type="radio"/>	<input type="radio"/>
Fewer than 8 students took MI-Access.	<input checked="" type="radio"/>	<input type="radio"/>
8 or more students took MI-Access.	<input type="radio"/>	<input checked="" type="radio"/>

Question	Yes	No
Did the district operate a center-based program or regional collaborative for students with significant cognitive impairments (serving students from in and outside of the district within a region or ISD)?	<input type="radio"/>	<input checked="" type="radio"/>

Utilizing the Alternate Assessment data reports, complete the following table.

Assessment Data Table	Number
Total Number of students tested overall	
Total Number of students tested with MI-Access	
Students in center-based program from outside district	
Adjusted Total	0
Adjusted Participation Number	0
Adjusted Rate	0%

Please describe other justification as it specifically relates to Covid-19 and the Coronavirus Pandemic:

n/a

Please describe other justification:

IEP team used the interactive decision making tool to help the team decide if the MI-Access test was appropriate.

## 2022 Projected Participation Rate

Projected Participation Rate 2021	Number
District's Projected Participation Rate for 2021 (per the response on the 2020 alternate assessment projected participation form)	0.8%

Using students' IEP Information, Michigan School Data System (MSDS), and other current data, complete the following table to calculate the 2022 projected participation rate.

Projected Participation Rate 2022	Number
Total Number of students enrolled in grades 3, 4, 5, 6, 7, 8, 11	436
Total number of students whose IEPs designate MI-Access for state summative assessments in any content area	3
Projected Participation Rate for 2022	0.7%

## Local Plan

After reviewing all of the member district data for participation rates on the alternate assessment (MI-Access), detail below a summarized plan for providing professional development. This may include but is not limited to training on assessment selection, alternate assessment, alternate content standards, or planning for specialized instruction.

Audience	Topics and Method of Training	Date
Administrators, Special Education Teachers	At the Annual MDE Assessment Meeting, The Special Education Director and Assessment Coordinator will assure that the district is following the Interactive Assessment Decision-Making Tool to decide on which state assessments are being selected by IEP teams	1/12/2022

## Disproportionality

Question	Yes	No
Did the member district receive notification from the ISD regarding disproportionality in participation in the alternate assessment?	<input type="radio"/>	<input checked="" type="radio"/>

## Resources and Technical Assistance

Question	Yes	No
Does the member district require additional resources and technical assistance from the ISD or MDE to ensure students are being assessed using the most appropriate state summative assessment tool based on the state guidelines?	<input type="radio"/>	<input checked="" type="radio"/>

Please detail the need for additional resources and technical assistance.

## Assurances

Please provide the following assurances.


Question	Yes	No
The member district IEP team members follow the state guidelines for participation in the alternate assessment.	<input checked="" type="radio"/>	<input type="radio"/>
The member district allows IEP team members to decide which students take an alternate assessment.	<input checked="" type="radio"/>	<input type="radio"/>
The member district addresses any issues of disproportionality in statewide assessment.	<input checked="" type="radio"/>	<input type="radio"/>


## District Comments

n/a

## ISD Comments

(required if ISD is returning to district for modifications)





## West Iron County Public Schools (36025)

### Instructions

This page uses data entered by West Iron County Public Schools (36025) for ISD review. ISDs may accept this district submission by clicking **Accept District Form**. Alternatively, ISDs may return this form for modifications by clicking **Return for Modifications**. When this form is accepted by the ISD, the applicable district information will need to be included in the ISD Summary Justification Form.

### Data

Below are the 1% Participation Rates for West Iron County Public Schools (36025):

Content Area	Total Tested	Alternate Tested	Spring 2021 Participation Rate
English Language Arts	396	4	1
Mathematics	396	4	1
Science	149	2	1.3
Social Studies	149	2	1.3

### Professional Development Provided

Question	Yes	No
Did the individualized education program (IEP) teams utilize the state guidelines for participation in the alternate assessment to make assessment participation decisions?	<input checked="" type="radio"/>	<input type="radio"/>

Please list professional development, informational sessions, and technical assistance provided regarding the 1% Cap and/or assessment selection and participation for the 2020-2021 school year.

Audience	Date Occurred	Topics and Method of Training	Delivered by
All West Iron County Special Education Teachers	2/9/2021	Staff meeting held to ensure staff followed the Assessment Decision-Making Tool provided by MDE.	District Staff
ISD Principals	1/12/2021	Principals Virtual meeting held to ensure Principals were updated and reminded of the Assessment Decision-Making Tool provided by MDE.	ISD Staff

### Contributing Factors

Question	Yes	No
Did the district test fewer than 500 students total using statewide assessments?	<input checked="" type="radio"/>	<input type="radio"/>
Fewer than 8 students took MI-Access.	<input checked="" type="radio"/>	<input type="radio"/>
8 or more students took MI-Access.	<input type="radio"/>	<input checked="" type="radio"/>

Question	Yes	No
Did the district operate a center-based program or regional collaborative for students with significant cognitive impairments (serving students from in and outside of the district within a region or ISD)?	<input type="radio"/>	<input checked="" type="radio"/>

Utilizing the Alternate Assessment data reports, complete the following table.

Assessment Data Table	Number
Total Number of students tested overall	
Total Number of students tested with MI-Access	
Students in center-based program from outside district	
Adjusted Total	0
Adjusted Participation Number	0
Adjusted Rate	0%

Please describe other justification as it specifically relates to Covid-19 and the Coronavirus Pandemic:

Please describe other justification:

The use of alternate assessments is justified in the district as all assessment decisions are made by the IEP team following the Assessment Decision-Making Tool.

2022 Projected Participation Rate

Projected Participation Rate 2021	Number
District's Projected Participation Rate for 2021 (per the response on the 2020 alternate assessment projected participation form)	1.2%

Using students' IEP information, Michigan School Data System (MSDS), and other current data, complete the following table to calculate the 2022 projected participation rate.

Projected Participation Rate 2022	Number
Total Number of students enrolled in grades 3, 4, 5, 6, 7, 8, 11	466
Total number of students whose IEPs designate MI-Access for state summative assessments in any content area	4
Projected Participation Rate for 2022	0.9%

Local Plan

After reviewing all of the member district data for participation rates on the alternate assessment (MI-Access), detail below a summarized plan for providing professional development. This may include but is not limited to training on assessment selection, alternate assessment, alternate content standards, or planning for specialized instruction.

Audience	Topics and Method of Training	Date
Administrators, Special Education Teachers	At the annual MDE Assessment Meeting, The Special Education Director and Assessment Coordinator will assure that the district is following the interactive Assessment Decision-Making Tool to decide on which state assessments are being selected by IEP teams	1/24/2022

Disproportionality

Question	Yes	No
Did the member district receive notification from the ISD regarding disproportionality in participation in the alternate assessment?	<input type="radio"/>	<input checked="" type="radio"/>

Resources and Technical Assistance

Question	Yes	No
Does the member district require additional resources and technical assistance from the ISD or MDE to ensure students are being assessed using the most appropriate state summative assessment tool based on the state guidelines?	<input type="radio"/>	<input checked="" type="radio"/>

Please detail the need for additional resources and technical assistance.

Assurances

Please provide the following assurances.

Question	Yes	No
The member district IEP team members follow the state guidelines for participation in the alternate assessment.	<input checked="" type="radio"/>	<input type="radio"/>
The member district allows IEP team members to decide which students take an alternate assessment.	<input checked="" type="radio"/>	<input type="radio"/>
The member district addresses any issues of disproportionality in statewide assessment.	<input checked="" type="radio"/>	<input type="radio"/>

District Comments

ISD Comments

(required if ISD is returning to district for modifications)



