



# Exceeding 1% Cap on Participation in State Alternate Assessment Intermediate School District (ISD) Summary Justification Form FY 2021-2022

## ISD Name: Eastern Upper Peninsula ISD

All intermediate school districts must complete this summary form regarding the percentage of students assessed using Michigan's alternate assessment (MI-Access). This includes justification forms from member districts/public school academies (PSA) that assessed more than 1% of students in the spring of 2021 using MI-Access.

## Data

Below are the 1% Participation Rates for Eastern Upper Peninsula ISD:

Content Area	Total Tested	Alternate Tested	Spring 2021 Participation Rate
English Language Arts	3032	62	2.0
Mathematics	3030	63	2.1
Science	1259	12	1.0
Social Studies	1255	19	1.5

Data	Total
Number of member districts/PSAs including the ISD (only if the ISD runs internal programs)	19
Number of member districts/PSAs including the ISD (only if the ISD runs internal programs) that assessed more than 1% of all students tested in the spring of 2021 using MI-Access (in grades 3-8 and 11)	11

## Technical Assistance and Professional Development

**Tier I:** Please provide a summary of technical assistance and/or professional development provided as a result of feedback from MDE regarding the 2021 test year data and justification form review. Include any professional development and targeted assistance the ISD offered to all member districts, provided by MDE and/or the ISD and MDE together.

Date Occurred	Summary of Technical Assistance and/or Professional Development
04/08/2021	Shared directly with districts the April 8, 2021 Spotlight on Student Assessment & Accountability that highlighted resources for supporting the participation of students with disabilities in state assessments. This information was shared with local district special education providers.
06/15/2021	The EUPISD's General Supervision System includes an annual district evaluation of current practices related to B indicators in the SPP. All districts were required to review state assessment selection training, processes, and data as a part of this annual review. District submissions were provided to the ISD by June 15, 2021. The ISD reviewed submissions and provided districts with feedback regarding their submission in August of 2021 with final close out of the activity in October 2021.
08/27/2021	The EUPISD provided RDA matrix and data to districts on August 27, 2021. Districts were required to review the data and complete a structured data analysis in Fall of 2021. The data reviewed included student participation in and performance on state assessments. The ISD reviewed the submissions, provided feedback, and closed out the activity in November of 2021.

**Tier II/III:** Please provide a summary of technical assistance and/or professional development provided as a result of feedback from MDE regarding the 2021 test year data and justification form review. Include professional development and technical assistance the ISD provided for each specific member district that was flagged for disproportionality regarding assessment participation. Include technical assistance or professional development provided by MDE and/or the ISD and MDE together.

Member District	Date Occurred	Summary of Technical Assistance and/or Professional Development
Ojibwe Charter School	08/20/2021	Due to the consistently high rates of students taking an alternate assessment in the district, a student level data review activity was completed to determine if there were any students not appropriately matched to a state assessment. The ISD facilitated this data review with the district. To support ongoing compliance, this data review was completed again on January 31, 2021.

What resources or support is needed from MDE for the ISD to carry out the plan?

*No additional resource or support from MDE Is required.*

## **Assurances**

### **Please provide the following assurances.**

The ISD has provided or will provide targeted assistance to member districts/PSAs that have been flagged for disproportionality for participation in the alternate assessment as outlined on the previous page.

☒ Yes   ☐ No

Targeted assistance and professional development include an emphasis on member districts/PSAs using the state assessment selection guidance documents and online trainings.

☒ Yes   ☐ No

Assessment selection is an IEP team decision and will not be overridden by administrative or procedural decisions.

☒ Yes   ☐ No



## Member District Exceeding 1% Cap Justification Form FY 2021-2022

### Member District: Eastern Upper Peninsula ISD

The *Every Student Succeeds Act* (ESSA) places a 1% cap on alternate assessment (MI-Access) participation at the state level. Member districts that contribute to the state exceeding its participation cap must submit information to the Intermediate School District (ISD) justifying the need to exceed the 1% threshold. In addition, ISDs that run programs (functioning as a member district) must complete the form as a member district.

Each ISD collects information from member districts to submit to the state.

### Data

Below are the 1% Participation Rates for Eastern Upper Peninsula ISD:

Content Area	Total Tested	Alternate Tested	Spring 2021 Participation Rate
English Language Arts	29	19	65.5
Mathematics	29	19	65.5
Science	11	9	81.8
Social Studies	10	8	80

### Professional Development Provided

Did the individualized education program (IEP) teams utilize the state guidelines for participation in the alternate assessment to make assessment participation decisions?

☒ Yes   ☐ No

Please list professional development, informational sessions, and technical assistance provided regarding the 1% Cap and/or assessment selection and participation for the 2020-2021 school year.

Audience	Date Occurred	Topics and Method of Training	Delivered by
Teaching staff	01/14/2021	Staff reviewed interactive state tool and ran students through the tool to verify the validity of the tool	Other Rachel Byma
Full SPE staff	01/14/2021	Staff were given an overview of how IEP teams review and select if an alternative assessment is needed	Other Rachel Byma

## Contributing Factors

Did the district test fewer than 500 students total using statewide assessments?

☒ Yes ☐ No

Select the option that applies:

☐ Fewer than 8 students took MI-Access. ☒ 8 or more students took MI-Access.

Did the district operate a center-based program or regional collaborative for students with significant cognitive impairments (serving students from in and outside of the district within a region or ISD)?

☒ Yes ☐ No

Utilizing the Alternate Assessment data reports, complete the following table.

Assessment Data Table	Number
Total Number of students tested overall	29
Total Number of students tested with MI-Access	19
Students in center-based program from outside district	65
<b>Adjusted Total</b>	0
<b>Adjusted Participation Number</b>	0
<b>Adjusted Rate</b>	0%

Please describe other justification as it specifically relates to Covid-19 and the Coronavirus Pandemic:

*Any students who were out on COVID related absences or were learning virtually chose not to test in the 20-21 school year*

## 2022 Projected Participation Rate

Projected Participation Rate 2021	Number
District's Projected Participation Rate for 2021 (per the response on the 2020 alternate assessment projected participation form)	75.9%

Using students' IEP information, Michigan School Data System (MSDS), and other current data, complete the following table to calculate the 2022 projected participation rate.

Projected Participation Rate 2022	Number
Total number of students enrolled in grades 3, 4, 5, 6, 7, 8, 11	28
Total number of students whose IEPs designate MI-Access for state summative assessments in any content area	17
Projected Participation Rate for 2022	60.7%

## Local Plan

After reviewing all of the member district data for participation rates on the alternate assessment (MI-Access), detail below a summarized plan for providing professional development. This may include but is not limited to training on assessment selection, alternate assessment, alternate content standards, or planning for specialized instruction.

Audience	Topics and Method of Training	Date
Teaching Staff	Review of interactive tool and how it should be used.	01/27/2022

## Resources and Technical Assistance

Does the member district require additional resources and technical assistance from the ISD or MDE to ensure students are being assessed using the most appropriate state summative assessment tool based on the state guidelines?

☐ Yes ☒ No

## Assurances

Please provide the following assurances.

The member district IEP team members follow the state guidelines for participation in the alternate assessment.

☒ Yes   ☐ No

The member district allows IEP team members to decide which students take an alternate assessment.

☒ Yes   ☐ No

The member district addresses any issues of disproportionality in statewide assessment.

☒ Yes   ☐ No

## DeTour Area Schools (17050)

### Instructions

This page uses data entered by DeTour Area Schools (17050) for ISD review. ISDs may accept this district submission by clicking **Accept District Form**. Alternatively, ISDs may return this form for modifications by clicking **Return for Modifications**. When this form is accepted by the ISD, the applicable district information will need to be included in the ISD Summary Justification Form.

### Data

Below are the 1% Participation Rates for DeTour Area Schools (17050):

Content Area	Total Tested	Alternate Tested	Spring 2021 Participation Rate
English Language Arts	22	1	4.5
Mathematics	22	1	4.5
Science	11	0	0
Social Studies	11	0	0

### Professional Development Provided

Question	Yes	No
Did the individualized education program (IEP) teams utilize the state guidelines for participation in the alternate assessment to make assessment participation decisions?	<input checked="" type="radio"/>	<input type="radio"/>

Please list professional development, informational sessions, and technical assistance provided regarding the 1% Cap and/or assessment selection and participation for the 2020-2021 school year.

Audience	Date Occurred	Topics and Method of Training	Delivered by
Special Education providers	2/11/2021	State assessment selection, using the Illuminate selection tool and flowchart.	ISD Staff
IEP Team	9/14/2020	IEP team used state assessment selection tool imbedded in Illuminate, student was appropriately assigned to MI-Access	ISD Staff

### Contributing Factors

Question	Yes	No
Did the district test fewer than 500 students total using statewide assessments?	<input checked="" type="radio"/>	<input type="radio"/>
Fewer than 8 students took MI-Access.	<input checked="" type="radio"/>	<input type="radio"/>
8 or more students took MI-Access.	<input type="radio"/>	<input checked="" type="radio"/>

Question	Yes	No
Did the district operate a center-based program or regional collaborative for students with significant cognitive impairments (serving students from in and outside of the district within a region or ISD)?	<input type="radio"/>	<input checked="" type="radio"/>

Utilizing the Alternate Assessment data reports, complete the following table.

Assessment Data Table	Number
Total Number of students tested overall	
Total Number of students tested with MI-Access	
Students in center-based program from outside district	
Adjusted Total	0
Adjusted Participation Number	0
Adjusted Rate	0%

Please describe other justification as it specifically relates to Covid-19 and the Coronavirus Pandemic:

Our one and only student who is diagnosed with autism who was appropriately assigned to take MI-Access was learning via virtual learning modality and the parents did not make the student available for this test cycle due to fears of Covid exposure.

Please describe other justification:

Based on the fact that we have a very small student population, this particular student being assigned the MI-Access assessment really skews the percentages that might not affect a much

larger school and population.

## 2022 Projected Participation Rate

Projected Participation Rate 2021	Number
District's Projected Participation Rate for 2021 (per the response on the 2020 alternate assessment projected participation form)	10.7%

Using students' IEP information, Michigan School Data System (MSDS), and other current data, complete the following table to calculate the 2022 projected participation rate.

Projected Participation Rate 2022	Number
Total Number of students enrolled in grades 3, 4, 5, 6, 7, 8, 11	46
Total number of students whose IEPs designate MI-Access for state summative assessments in any content area	1
Projected Participation Rate for 2022	2.2%

## Local Plan

After reviewing all of the member district data for participation rates on the alternate assessment (MI-Access), detail below a summarized plan for providing professional development. This may include but is not limited to training on assessment selection, alternate assessment, alternate content standards, or planning for specialized instruction.

Audience	Topics and Method of Training	Date
Special education staff	SE staff are trained and utilizing progressing monitoring systems, using the DBI cycle. SDI training was provided 2020-2021 and SE staff continue to implement the monitoring system. The provider also uses the State Assessment Selection tool which is embedded in Illuminate. These activities are embedded into monthly special education meetings which are a part of the IPER process.	1/18/2022

## Disproportionality

Question	Yes	No
Did the member district receive notification from the ISD regarding disproportionality in participation in the alternate assessment?	<input type="radio"/>	<input checked="" type="radio"/>

## Resources and Technical Assistance

Question	Yes	No
Does the member district require additional resources and technical assistance from the ISD or MDE to ensure students are being assessed using the most appropriate state summative assessment tool based on the state guidelines?	<input type="radio"/>	<input checked="" type="radio"/>

Please detail the need for additional resources and technical assistance.

## Assurances

Please provide the following assurances.

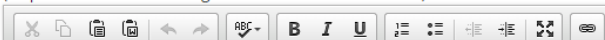
Question	Yes	No
The member district IEP team members follow the state guidelines for participation in the alternate assessment.	<input checked="" type="radio"/>	<input type="radio"/>
The member district allows IEP team members to decide which students take an alternate assessment.	<input checked="" type="radio"/>	<input type="radio"/>
The member district addresses any issues of disproportionality in statewide assessment.	<input checked="" type="radio"/>	<input type="radio"/>


## District Comments

Due to a small student population, the 1 student assigned to the MI-Access test skews the data set. The one student who is assigned to MI-Access is assigned appropriately for functioning level via the IEP process.

## ISD Comments

(required if ISD is returning to district for modifications)





## DeTour Arts and Technology Academy (17903)

### Instructions

This page uses data entered by DeTour Arts and Technology Academy (17903) for ISD review. ISDs may accept this district submission by clicking **Accept District Form**. Alternatively, ISDs may return this form for modifications by clicking **Return for Modifications**. When this form is accepted by the ISD, the applicable district information will need to be included in the ISD Summary Justification Form.

### Data

Below are the 1% Participation Rates for DeTour Arts and Technology Academy (17903):

Content Area	Total Tested	Alternate Tested	Spring 2021 Participation Rate
English Language Arts	47	2	4.3
Mathematics	47	2	4.3
Science	16	2	12.5
Social Studies	14	0	0

### Professional Development Provided

Question	Yes	No
Did the individualized education program (IEP) teams utilize the state guidelines for participation in the alternate assessment to make assessment participation decisions?	<input checked="" type="radio"/>	<input type="radio"/>

Please list professional development, informational sessions, and technical assistance provided regarding the 1% Cap and/or assessment selection and participation for the 2020-2021 school year.

Audience	Date Occurred	Topics and Method of Training	Delivered by
Special Education providers	2/11/2021	State assessment selection tool was provided and staff were trained on how to use it. Staff can utilize the tool directly in Illuminate during the IEP teaming process.	ISD Staff
IEP Team	5/20/2020	IEP teams were trained in the use of the state assessment selection tool which is available for use directly in Illuminate. IEP teams appropriately assigned alternate assessments due to the students' functional levels.	ISD Staff

### Contributing Factors

Question	Yes	No
Did the district test fewer than 500 students total using statewide assessments?	<input checked="" type="radio"/>	<input type="radio"/>
Fewer than 8 students took MI-Access.	<input checked="" type="radio"/>	<input type="radio"/>
8 or more students took MI-Access.	<input type="radio"/>	<input checked="" type="radio"/>

Question	Yes	No
Did the district operate a center-based program or regional collaborative for students with significant cognitive impairments (serving students from in and outside of the district within a region or ISD)?	<input type="radio"/>	<input checked="" type="radio"/>

Utilizing the Alternate Assessment data reports, complete the following table.

Assessment Data Table	Number
Total Number of students tested overall	
Total Number of students tested with MI-Access	
Students in center-based program from outside district	
Adjusted Total	0
Adjusted Participation Number	0
Adjusted Rate	0%

Please describe other justification as it specifically relates to Covid-19 and the Coronavirus Pandemic:

N/A

Please describe other justification:

Based on the fact that we have a very small student population, these particular students being assigned the MI-Access assessment really skews the percentages that might not affect a much larger school and population.

## 2022 Projected Participation Rate

Projected Participation Rate 2021	Number
District's Projected Participation Rate for 2021 (per the response on the 2020 alternate assessment projected participation form)	4%

Using students' IEP information, Michigan School Data System (MSDS), and other current data, complete the following table to calculate the 2022 projected participation rate.

Projected Participation Rate 2022	Number
Total Number of students enrolled in grades 3, 4, 5, 6, 7, 8, 11	77
Total number of students whose IEPs designate MI-Access for state summative assessments in any content area	2
Projected Participation Rate for 2022	2.6%

## Local Plan

After reviewing all of the member district data for participation rates on the alternate assessment (MI-Access), detail below a summarized plan for providing professional development. This may include but is not limited to training on assessment selection, alternate assessment, alternate content standards, or planning for specialized instruction.

Audience	Topics and Method of Training	Date
Special education staff	SE staff are trained and utilizing progressing monitoring systems, using the DBI cycle. SDI training was provided 2020-2021 and SE staff continue to implement the monitoring system. The provider also uses the State Assessment Selection tool which is embedded in Illuminate. These activities are embedded into monthly special education meetings which are a part of the IPER process.	1/18/2022

## Disproportionality

Question	Yes	No
Did the member district receive notification from the ISD regarding disproportionality in participation in the alternate assessment?	<input type="radio"/>	<input checked="" type="radio"/>

## Resources and Technical Assistance

Question	Yes	No
Does the member district require additional resources and technical assistance from the ISD or MDE to ensure students are being assessed using the most appropriate state summative assessment tool based on the state guidelines?	<input type="radio"/>	<input checked="" type="radio"/>

Please detail the need for additional resources and technical assistance.

## Assurances

Please provide the following assurances.

Question	Yes	No
The member district IEP team members follow the state guidelines for participation in the alternate assessment.	<input checked="" type="radio"/>	<input type="radio"/>
The member district allows IEP team members to decide which students take an alternate assessment.	<input checked="" type="radio"/>	<input type="radio"/>
The member district addresses any issues of disproportionality in statewide assessment.	<input checked="" type="radio"/>	<input type="radio"/>

## District Comments

Due to a small student population, the 2 students assigned to the MI-Access test skews the data set. The 2 students who are assigned to MI-Access is assigned appropriately for functioning level via the IEP process.

## ISD Comments

(required if ISD is returning to district for modifications)



## Engadine Consolidated Schools (49055)

### Instructions

This page uses data entered by Engadine Consolidated Schools (49055) for ISD review. ISDs may accept this district submission by clicking **Accept District Form**. Alternatively, ISDs may return this form for modifications by clicking **Return for Modifications**. When this form is accepted by the ISD, the applicable district information will need to be included in the ISD Summary Justification Form.

### Data

Below are the 1% Participation Rates for Engadine Consolidated Schools (49055):

Content Area	Total Tested	Alternate Tested	Spring 2021 Participation Rate
English Language Arts	130	4	3.1
Mathematics	129	3	2.3
Science	47	0	0
Social Studies	50	2	4

### Professional Development Provided

Question	Yes	No
Did the individualized education program (IEP) teams utilize the state guidelines for participation in the alternate assessment to make assessment participation decisions?	<input checked="" type="radio"/>	<input type="radio"/>

Please list professional development, informational sessions, and technical assistance provided regarding the 1% Cap and/or assessment selection and participation for the 2020-2021 school year.

Audience	Date Occurred	Topics and Method of Training	Delivered by
Special Education Staff	1/24/2022	Assessment Selection. We reviewed MDE selection tool in Illuminate	ISD Staff
Special Education Staff	9/23/2021	SDI	ISD Staff

### Contributing Factors

Question	Yes	No
Did the district test fewer than 500 students total using statewide assessments?	<input checked="" type="radio"/>	<input type="radio"/>
Fewer than 8 students took MI-Access.	<input checked="" type="radio"/>	<input type="radio"/>
8 or more students took MI-Access.	<input type="radio"/>	<input checked="" type="radio"/>

Question	Yes	No
Did the district operate a center-based program or regional collaborative for students with significant cognitive impairments (serving students from in and outside of the district within a region or ISD)?	<input type="radio"/>	<input checked="" type="radio"/>

Utilizing the Alternate Assessment data reports, complete the following table.

Assessment Data Table	Number
Total Number of students tested overall	
Total Number of students tested with MI-Access	
Students in center-based program from outside district	
Adjusted Total	0
Adjusted Participation Number	0
Adjusted Rate	0%

Please describe other justification as it specifically relates to Covid-19 and the Coronavirus Pandemic:

There is a new Superintendent to the district and cannot verify fully since previous staff that were responsible have left the district.

Please describe other justification:

## 2022 Projected Participation Rate

Projected Participation Rate 2021	Number
District's Projected Participation Rate for 2021 (per the response on the 2020 alternate assessment projected participation form)	3.6%

Using students' IEP information, Michigan School Data System (MSDS), and other current data, complete the following table to calculate the 2022 projected participation rate.

Projected Participation Rate 2022	Number
Total Number of students enrolled in grades 3, 4, 5, 6, 7, 8, 11	144
Total number of students whose IEPs designate MI-Access for state summative assessments in any content area	9
Projected Participation Rate for 2022	6.3%

## Local Plan

After reviewing all of the member district data for participation rates on the alternate assessment (MI-Access), detail below a summarized plan for providing professional development. This may include but is not limited to training on assessment selection, alternate assessment, alternate content standards, or planning for specialized instruction.

Audience	Topics and Method of Training	Date
HS Resource Room Teacher	SDI Training. Assessment selection tools and materials will be reviewed at Sped meetings	9/23/2021

## Disproportionality

Question	Yes	No
Did the member district receive notification from the ISD regarding disproportionality in participation in the alternate assessment?	<input type="radio"/>	<input checked="" type="radio"/>

## Resources and Technical Assistance

Question	Yes	No
Does the member district require additional resources and technical assistance from the ISD or MDE to ensure students are being assessed using the most appropriate state summative assessment tool based on the state guidelines?	<input checked="" type="radio"/>	<input type="radio"/>

Please detail the need for additional resources and technical assistance.

Technical assistance from ISD Sped Director

## Assurances

Please provide the following assurances.

Question	Yes	No
The member district IEP team members follow the state guidelines for participation in the alternate assessment.	<input checked="" type="radio"/>	<input type="radio"/>
The member district allows IEP team members to decide which students take an alternate assessment.	<input checked="" type="radio"/>	<input type="radio"/>
The member district addresses any issues of disproportionality in statewide assessment.	<input checked="" type="radio"/>	<input type="radio"/>

### District Comments

### ISD Comments

(required if ISD is returning to district for modifications)

Additional targeted training to support the use of MDE tools for state assessment selection is needed. Analysis of individual student data for the students who are slated to take the alternate assessment is needed.



## Joseph K. Lumsden Bahweting Anishnabe Academy (17901)

### Instructions

This page uses data entered by Joseph K. Lumsden Bahweting Anishnabe Academy (17901) for ISD review. ISDs may accept this district submission by clicking **Accept District Form**. Alternatively, ISDs may return this form for modifications by clicking **Return for Modifications**. When this form is accepted by the ISD, the applicable district information will need to be included in the ISD Summary Justification Form.

### Data

Below are the 1% Participation Rates for Joseph K. Lumsden Bahweting Anishnabe Academy (17901):

Content Area	Total Tested	Alternate Tested	Spring 2021 Participation Rate
English Language Arts	343	2	0.6
Mathematics	343	2	0.6
Science	115	0	0
Social Studies	116	2	1.7

### Professional Development Provided

Question	Yes	No
Did the individualized education program (IEP) teams utilize the state guidelines for participation in the alternate assessment to make assessment participation decisions?	<input type="radio"/>	<input checked="" type="radio"/>

Please list professional development, informational sessions, and technical assistance provided regarding the 1% Cap and/or assessment selection and participation for the 2020-2021 school year.

Audience	Date Occurred	Topics and Method of Training	Delivered by
special education teachers	1/12/2022	Weekly special education department meeting	District Staff
Special Education Teachers	1/12/2022	This was the first webinar training for the BIE (MSAA) alternate assessment. Future dates are scheduled for BIE (MSAA) and State (MI-Access) Alternate assessments.	OtherBureau of Indian Education Assessment Specialists

### Contributing Factors

Question	Yes	No
Did the district test fewer than 500 students total using statewide assessments?	<input checked="" type="radio"/>	<input type="radio"/>
Fewer than 8 students took MI-Access.	<input checked="" type="radio"/>	<input type="radio"/>
8 or more students took MI-Access.	<input type="radio"/>	<input checked="" type="radio"/>

Question	Yes	No
Did the district operate a center-based program or regional collaborative for students with significant cognitive impairments (serving students from in and outside of the district within a region or ISD)?	<input type="radio"/>	<input checked="" type="radio"/>

Utilizing the Alternate Assessment data reports, complete the following table.

Assessment Data Table	Number
Total Number of students tested overall	
Total Number of students tested with MI-Access	
Students in center-based program from outside district	
Adjusted Total	0
Adjusted Participation Number	0
Adjusted Rate	0%

Please describe other justification as it specifically relates to Covid-19 and the Coronavirus Pandemic:

Students who were opting for using the remote learning platform opportunity were not given the state assessment during the 2020-21 school year.

Please describe other justification:

### 2022 Projected Participation Rate

District level training must include the use of MDE alternate assessment selection tools including the Interactive Tool and the guidance document "Should my student take an alternate assessment."

## Les Cheneaux Community Schools (49040)

### Instructions

This page uses data entered by Les Cheneaux Community Schools (49040) for ISD review. ISDs may accept this district submission by clicking **Accept District Form**. Alternatively, ISDs may return this form for modifications by clicking **Return for Modifications**. When this form is accepted by the ISD, the applicable district information will need to be included in the ISD Summary Justification Form.

### Data

Below are the 1% Participation Rates for Les Cheneaux Community Schools (49040):

Content Area	Total Tested	Alternate Tested	Spring 2021 Participation Rate
English Language Arts	99	1	1
Mathematics	99	1	1
Science	37	0	0
Social Studies	37	1	2.7

### Professional Development Provided

Question	Yes	No
Did the individualized education program (IEP) teams utilize the state guidelines for participation in the alternate assessment to make assessment participation decisions?	<input checked="" type="radio"/>	<input type="radio"/>

Please list professional development, informational sessions, and technical assistance provided regarding the 1% Cap and/or assessment selection and participation for the 2020-2021 school year.

Audience	Date Occurred	Topics and Method of Training	Delivered by
Special education staff	2/4/2021	State assessment selection tool and flow chart were used to train staff on appropriately selecting assessments. The tool is embedded into Illuminate for use during the IEP process.	ISD Staff
IEP Team Members	11/5/2020	The IEP team utilizes the state assessment selection tool and selected the most appropriate assessment for the student's cognitive abilities.	ISD Staff

### Contributing Factors

Question	Yes	No
Did the district test fewer than 500 students total using statewide assessments?	<input checked="" type="radio"/>	<input type="radio"/>
Fewer than 8 students took MI-Access.	<input checked="" type="radio"/>	<input type="radio"/>
8 or more students took MI-Access.	<input type="radio"/>	<input checked="" type="radio"/>

Question	Yes	No
Did the district operate a center-based program or regional collaborative for students with significant cognitive impairments (serving students from in and outside of the district within a region or ISD)?	<input type="radio"/>	<input checked="" type="radio"/>

Utilizing the Alternate Assessment data reports, complete the following table.

Assessment Data Table	Number
Total Number of students tested overall	
Total Number of students tested with MI-Access	
Students in center-based program from outside district	
Adjusted Total	0
Adjusted Participation Number	0
Adjusted Rate	0%

Please describe other justification as it specifically relates to Covid-19 and the Coronavirus Pandemic:

N/A

Please describe other justification:

Due to the small testing numbers for social studies, the 1 student assigned to MI-Access skews the data. The percentage of students taking alternate assessments in Math and ELA are not above 1%. The student was assigned appropriately to alternate testing via the IEP process.

### 2022 Projected Participation Rate

Projected Participation Rate 2021	Number
District's Projected Participation Rate for 2021 (per the response on the 2020 alternate assessment projected participation form)	0.8%

Using students' IEP information, Michigan School Data System (MSDS), and other current data, complete the following table to calculate the 2022 projected participation rate.

Projected Participation Rate 2022	Number
Total Number of students enrolled in grades 3, 4, 5, 6, 7, 8, 11	119
Total number of students whose IEPs designate MI-Access for state summative assessments in any content area	1
Projected Participation Rate for 2022	0.8%

## Local Plan

After reviewing all of the member district data for participation rates on the alternate assessment (MI-Access), detail below a summarized plan for providing professional development. This may include but is not limited to training on assessment selection, alternate assessment, alternate content standards, or planning for specialized instruction.

Audience	Topics and Method of Training	Date
Special Education Staff	Through the IPER process, staff will be trained in selection of state assessment, using the selection tool. The assessments will be selected through the IEP process. Staff are trained in SDI Progress Monitoring Using the DBI cycle (Specially Designed Instruction) and utilize leveled programming to better identify student needs.	1/20/2022

## Disproportionality

Question	Yes	No
Did the member district receive notification from the ISD regarding disproportionality in participation in the alternate assessment?	<input type="radio"/>	<input checked="" type="radio"/>

## Resources and Technical Assistance

Question	Yes	No
Does the member district require additional resources and technical assistance from the ISD or MDE to ensure students are being assessed using the most appropriate state summative assessment tool based on the state guidelines?	<input type="radio"/>	<input checked="" type="radio"/>

Please detail the need for additional resources and technical assistance.

## Assurances


Please provide the following assurances.

Question	Yes	No
The member district IEP team members follow the state guidelines for participation in the alternate assessment.	<input checked="" type="radio"/>	<input type="radio"/>
The member district allows IEP team members to decide which students take an alternate assessment.	<input checked="" type="radio"/>	<input type="radio"/>
The member district addresses any issues of disproportionality in statewide assessment.	<input checked="" type="radio"/>	<input type="radio"/>

### District Comments

## ISD Comments

(required if ISD is returning to district for modifications)



## Moran Township School District (49070)

### Instructions

This page uses data entered by Moran Township School District (49070) for ISD review. ISDs may accept this district submission by clicking **Accept District Form**. Alternatively, ISDs may return this form for modifications by clicking **Return for Modifications**. When this form is accepted by the ISD, the applicable district information will need to be included in the ISD Summary Justification Form.

### Data

Below are the 1% Participation Rates for Moran Township School District (49070):

Content Area	Total Tested	Alternate Tested	Spring 2021 Participation Rate
English Language Arts	42	2	4.8
Mathematics	41	2	4.9
Science	21	0	0
Social Studies	18	0	0

### Professional Development Provided

Question	Yes	No
Did the individualized education program (IEP) teams utilize the state guidelines for participation in the alternate assessment to make assessment participation decisions?	<input checked="" type="radio"/>	<input type="radio"/>

Please list professional development, informational sessions, and technical assistance provided regarding the 1% Cap and/or assessment selection and participation for the 2020-2021 school year.

Audience	Date Occurred	Topics and Method of Training	Delivered by
Special Education Staff	2/4/2021	Assessment Selection Tool in Illuminate - Training	ISD Staff
Special Education Staff	2/4/2021	Review of materials to ensure students take appropriate assessments.	ISD Staff

### Contributing Factors

Question	Yes	No
Did the district test fewer than 500 students total using statewide assessments?	<input checked="" type="radio"/>	<input type="radio"/>
Fewer than 8 students took MI-Access.	<input checked="" type="radio"/>	<input type="radio"/>
8 or more students took MI-Access.	<input type="radio"/>	<input checked="" type="radio"/>

Question	Yes	No
Did the district operate a center-based program or regional collaborative for students with significant cognitive impairments (serving students from in and outside of the district within a region or ISD)?	<input type="radio"/>	<input checked="" type="radio"/>

Utilizing the Alternate Assessment data reports, complete the following table.

Assessment Data Table	Number
Total Number of students tested overall	
Total Number of students tested with MI-Access	
Students in center-based program from outside district	
Adjusted Total	0
Adjusted Participation Number	0
Adjusted Rate	0%

Please describe other justification as it specifically relates to Covid-19 and the Coronavirus Pandemic:

Please describe other justification:

Moran Township School District is a k-8 school with less than 100 total students. We had two students utilize the MI-Access assessments which places us above the 1%.

### 2022 Projected Participation Rate

Projected Participation Rate 2021	Number
District's Projected Participation Rate for 2021 (per the response on the 2020 alternate assessment projected participation form)	3.8%

Using students' IEP information, Michigan School Data System (MSDS), and other current data, complete the following table to calculate the 2022 projected participation rate.

Projected Participation Rate 2022	Number
Total Number of students enrolled in grades 3, 4, 5, 6, 7, 8, 11	58
Total number of students whose IEPs designate MI-Access for state summative assessments in any content area	2
Projected Participation Rate for 2022	3.4%

## Local Plan

After reviewing all of the member district data for participation rates on the alternate assessment (MI-Access), detail below a summarized plan for providing professional development. This may include but is not limited to training on assessment selection, alternate assessment, alternate content standards, or planning for specialized instruction.

Audience	Topics and Method of Training	Date
Special Education Staff	Statewide Assessment Selection training, Review of materials and Results Driven Accountability data in special education staff meetings	2/4/2022

## Disproportionality

Question	Yes	No
Did the member district receive notification from the ISD regarding disproportionality in participation in the alternate assessment?	<input type="radio"/>	<input checked="" type="radio"/>

## Resources and Technical Assistance

Question	Yes	No
Does the member district require additional resources and technical assistance from the ISD or MDE to ensure students are being assessed using the most appropriate state summative assessment tool based on the state guidelines?	<input type="radio"/>	<input checked="" type="radio"/>

Please detail the need for additional resources and technical assistance.

\_\_\_\_\_

## Assurances

Please provide the following assurances.

Question	Yes	No
The member district IEP team members follow the state guidelines for participation in the alternate assessment.	<input checked="" type="radio"/>	<input type="radio"/>
The member district allows IEP team members to decide which students take an alternate assessment.	<input checked="" type="radio"/>	<input type="radio"/>
The member district addresses any issues of disproportionality in statewide assessment.	<input checked="" type="radio"/>	<input type="radio"/>


### District Comments

\_\_\_\_\_

### ISD Comments

(required if ISD is returning to district for modifications)

Training must include MDE tools and resources for state assessment selection including the Interactive Tool and the guidance document "Should my student take an alternate assessment?"



## Ojibwe Charter School (17902)

### Instructions

This page uses data entered by Ojibwe Charter School (17902) for ISD review. ISDs may accept this district submission by clicking **Accept District Form**. Alternatively, ISDs may return this form for modifications by clicking **Return for Modifications**. When this form is accepted by the ISD, the applicable district information will need to be included in the ISD Summary Justification Form.

### Data

Below are the 1% Participation Rates for Ojibwe Charter School (17902):

Content Area	Total Tested	Alternate Tested	Spring 2021 Participation Rate
English Language Arts	60	4	6.7
Mathematics	60	4	6.7
Science	21	0	0
Social Studies	23	2	8.7

### Professional Development Provided

Question	Yes	No
Did the individualized education program (IEP) teams utilize the state guidelines for participation in the alternate assessment to make assessment participation decisions?	<input checked="" type="radio"/>	<input type="radio"/>

Please list professional development, informational sessions, and technical assistance provided regarding the 1% Cap and/or assessment selection and participation for the 2020-2021 school year.

Audience	Date Occurred	Topics and Method of Training	Delivered by
Special education teachers, district administrator	4/8/2021	The April 8, 2021 Spotlight on Student Assessment & Accountability highlighted resources for supporting the participation of students with disabilities in state assessments. This information was shared with local district special education providers at a district level special education staff meeting.	MDE
Special education staff, district administrators	8/20/2021	The district has engaged in detailed analysis for student participation to ensure proper assessment selection - completed for the 2020-2021 school year in August 2020	District Staff
special education staff, district administration, isd special education supervisor	10/22/2021	MDE State Assessment Selection Tools reviewed at SE Staff meeting on October 22, 2020.	ISD Staff
special education staff	8/24/2021	All special education staff have complete the online state assessment selection guidelines training module through MDE.	District Staff

### Contributing Factors

Question	Yes	No
Did the district test fewer than 500 students total using statewide assessments?	<input checked="" type="radio"/>	<input type="radio"/>
Fewer than 8 students took MI-Access.	<input checked="" type="radio"/>	<input type="radio"/>
8 or more students took MI-Access.	<input type="radio"/>	<input checked="" type="radio"/>

Question	Yes	No
Did the district operate a center-based program or regional collaborative for students with significant cognitive impairments (serving students from in and outside of the district within a region or ISD)?	<input type="radio"/>	<input checked="" type="radio"/>

Utilizing the Alternate Assessment data reports, complete the following table.

Assessment Data Table	Number
Total Number of students tested overall	
Total Number of students tested with MI-Access	
Students in center-based program from outside district	
Adjusted Total	0
Adjusted Participation Number	0
Adjusted Rate	0%

Please describe other justification as it specifically relates to Covid-19 and the Coronavirus Pandemic:

n/a

Please describe other justification:

## 2022 Projected Participation Rate

Projected Participation Rate 2021	Number
District's Projected Participation Rate for 2021 (per the response on the 2020 alternate assessment projected participation form)	3.4%

Using students' IEP information, Michigan School Data System (MSDS), and other current data, complete the following table to calculate the 2022 projected participation rate.

Projected Participation Rate 2022	Number
Total Number of students enrolled in grades 3, 4, 5, 6, 7, 8, 11	63
Total number of students whose IEPs designate MI-Access for state summative assessments in any content area	3
Projected Participation Rate for 2022	4.8%

## Local Plan

After reviewing all of the member district data for participation rates on the alternate assessment (MI-Access), detail below a summarized plan for providing professional development. This may include but is not limited to training on assessment selection, alternate assessment, alternate content standards, or planning for specialized instruction.

Audience	Topics and Method of Training	Date
Special education teachers	Training on assessment selection and alternative assessments.	2/7/2022

## Disproportionality

Question	Yes	No
Did the member district receive notification from the ISD regarding disproportionality in participation in the alternate assessment?	<input type="radio"/>	<input checked="" type="radio"/>

## Resources and Technical Assistance

Question	Yes	No
Does the member district require additional resources and technical assistance from the ISD or MDE to ensure students are being assessed using the most appropriate state summative assessment tool based on the state guidelines?	<input type="radio"/>	<input checked="" type="radio"/>

Please detail the need for additional resources and technical assistance.

## Assurances

Please provide the following assurances.

Question	Yes	No
The member district IEP team members follow the state guidelines for participation in the alternate assessment.	<input checked="" type="radio"/>	<input type="radio"/>
The member district allows IEP team members to decide which students take an alternate assessment.	<input checked="" type="radio"/>	<input type="radio"/>
The member district addresses any issues of disproportionality in statewide assessment.	<input checked="" type="radio"/>	<input type="radio"/>

## District Comments

n/a

## ISD Comments

(required if ISD is returning to district for modifications)



Professional Development Provided should include activities completed prior to the spring 2021 testing including the following pieces that were supported by the ISD: The April 8, 2021 Spotlight on Student Assessment & Accountability highlighted resources for supporting the participation of students with disabilities in state assessments. This information was shared with local district special education providers at a district level special education staff meeting. The district has engaged in detailed analysis for student participation to ensure proper assessment selection - completed for the 2020-2021 school year in August 2020. MDE State Assessment Selection Tools reviewed at SE Staff meeting on October 22, 2020. All special education staff have complete the online state assessment selection guidelines training module through MDE.

## Rudyard Area Schools (17110)

### Instructions

This page uses data entered by Rudyard Area Schools (17110) for ISD review. ISDs may accept this district submission by clicking **Accept District Form**. Alternatively, ISDs may return this form for modifications by clicking **Return for Modifications**. When this form is accepted by the ISD, the applicable district information will need to be included in the ISD Summary Justification Form.

### Data

Below are the 1% Participation Rates for Rudyard Area Schools (17110):

Content Area	Total Tested	Alternate Tested	Spring 2021 Participation Rate
English Language Arts	308	5	1.6
Mathematics	311	5	1.6
Science	129	0	0
Social Studies	130	0	0

### Professional Development Provided

Question	Yes	No
Did the individualized education program (IEP) teams utilize the state guidelines for participation in the alternate assessment to make assessment participation decisions?	<input checked="" type="radio"/>	<input type="radio"/>

Please list professional development, informational sessions, and technical assistance provided regarding the 1% Cap and/or assessment selection and participation for the 2020-2021 school year.

Audience	Date Occurred	Topics and Method of Training	Delivered by
Special Education Teachers	1/14/2021	Reviewed interactive tool and identified students who were already identified as taking the MI-access and verified the appropriateness of that assessment	Other Rachel Byma
Full SPE staff	1/14/2021	SPE Providers were given an overview of how decisions are made for alternative assessments	Other Rachel Byma

### Contributing Factors

Question	Yes	No
Did the district test fewer than 500 students total using statewide assessments?	<input checked="" type="radio"/>	<input type="radio"/>
Fewer than 8 students took MI-Access.	<input checked="" type="radio"/>	<input type="radio"/>
8 or more students took MI-Access.	<input type="radio"/>	<input checked="" type="radio"/>

Question	Yes	No
Did the district operate a center-based program or regional collaborative for students with significant cognitive impairments (serving students from in and outside of the district within a region or ISD)?	<input type="radio"/>	<input checked="" type="radio"/>

Utilizing the Alternate Assessment data reports, complete the following table.

Assessment Data Table	Number
Total Number of students tested overall	
Total Number of students tested with MI-Access	
Students in center-based program from outside district	
Adjusted Total	0
Adjusted Participation Number	0
Adjusted Rate	0%

Please describe other justification as it specifically relates to Covid-19 and the Coronavirus Pandemic:

Rudyard Schools tested students who were put through the state interactive decision-making tool and were appropriate for MI-Access, this put them at 1.6% of students.

Please describe other justification:

### 2022 Projected Participation Rate

Projected Participation Rate 2021	Number
District's Projected Participation Rate for 2021 (per the response on the 2020 alternate assessment projected participation form)	1.1%

Using students' IEP information, Michigan School Data System (MSDS), and other current data, complete the following table to calculate the 2022 projected participation rate.

Projected Participation Rate 2022	Number
Total Number of students enrolled in grades 3, 4, 5, 6, 7, 8, 11	336
Total number of students whose IEPs designate MI-Access for state summative assessments in any content area	1
Projected Participation Rate for 2022	0.3%

## Local Plan

After reviewing all of the member district data for participation rates on the alternate assessment (MI-Access), detail below a summarized plan for providing professional development. This may include but is not limited to training on assessment selection, alternate assessment, alternate content standards, or planning for specialized instruction.

Audience	Topics and Method of Training	Date
All SPE Staff	Review interactive tool and give an overview on how to run students through the tool and when it is appropriate to consider an alternative assessment	2/10/2022

## Disproportionality

Question	Yes	No
Did the member district receive notification from the ISD regarding disproportionality in participation in the alternate assessment?	<input type="radio"/>	<input checked="" type="radio"/>

## Resources and Technical Assistance

Question	Yes	No
Does the member district require additional resources and technical assistance from the ISD or MDE to ensure students are being assessed using the most appropriate state summative assessment tool based on the state guidelines?	<input type="radio"/>	<input checked="" type="radio"/>

Please detail the need for additional resources and technical assistance.

## Assurances


Please provide the following assurances.

Question	Yes	No
The member district IEP team members follow the state guidelines for participation in the alternate assessment.	<input checked="" type="radio"/>	<input type="radio"/>
The member district allows IEP team members to decide which students take an alternate assessment.	<input checked="" type="radio"/>	<input type="radio"/>
The member district addresses any issues of disproportionality in statewide assessment.	<input checked="" type="radio"/>	<input type="radio"/>

### District Comments

## ISD Comments

(required if ISD is returning to district for modifications)



## Sault Ste. Marie Area Schools (17010)

### Instructions

This page uses data entered by Sault Ste. Marie Area Schools (17010) for ISD review. ISDs may accept this district submission by clicking **Accept District Form**. Alternatively, ISDs may return this form for modifications by clicking **Return for Modifications**. When this form is accepted by the ISD, the applicable district information will need to be included in the ISD Summary Justification Form.

### Data

Below are the 1% Participation Rates for Sault Ste. Marie Area Schools (17010):

Content Area	Total Tested	Alternate Tested	Spring 2021 Participation Rate
English Language Arts	908	17	1.9
Mathematics	912	19	2.1
Science	424	0	0
Social Studies	426	4	0.9

### Professional Development Provided

Question	Yes	No
Did the individualized education program (IEP) teams utilize the state guidelines for participation in the alternate assessment to make assessment participation decisions?	<input checked="" type="radio"/>	<input type="radio"/>

Please list professional development, informational sessions, and technical assistance provided regarding the 1% Cap and/or assessment selection and participation for the 2020-2021 school year.

Audience	Date Occurred	Topics and Method of Training	Delivered by
Special Education Staff	9/17/2020	Review of State Testing Requirements, shared and reviewed the state guidelines for participation in the alternate assessment to make assessment participation decisions.	District Staff
Special Education Staff	1/25/2021	Review of State Testing Requirements, shared and reviewed the state guidelines for participation in the alternate assessment to make assessment participation decisions. We went through the flow charts provided by MDE to review the data for students on each of the providers caseloads.	District Staff
All special ed staff in the ISD	10/15/2020	The ISD has this as a topic in the regional special education newsletters that are distributed monthly by the ISD staff.	ISD Staff

### Contributing Factors

Question	Yes	No
Did the district test fewer than 500 students total using statewide assessments?	<input type="radio"/>	<input checked="" type="radio"/>
Fewer than 8 students took MI-Access.	<input type="radio"/>	<input type="radio"/>
8 or more students took MI-Access.	<input type="radio"/>	<input type="radio"/>

Question	Yes	No
Did the district operate a center-based program or regional collaborative for students with significant cognitive impairments (serving students from in and outside of the district within a region or ISD)?	<input type="radio"/>	<input checked="" type="radio"/>

Utilizing the Alternate Assessment data reports, complete the following table.

Assessment Data Table	Number
Total Number of students tested overall	
Total Number of students tested with MI-Access	
Students in center-based program from outside district	
Adjusted Total	0
Adjusted Participation Number	0
Adjusted Rate	0%

Please describe other justification as it specifically relates to Covid-19 and the Coronavirus Pandemic:

There are not any other justification specifically related to Covid 19 and the Coronavirus Pandemic.

Please describe other justification:

In review of MiSchool data, there are less than 10 students who took an alternate assessment in each of the ELA and Math contents at all assessed grade levels.

## 2022 Projected Participation Rate

Projected Participation Rate 2021	Number
District's Projected Participation Rate for 2021 (per the response on the 2020 alternate assessment projected participation form)	2.7%

Using students' IEP information, Michigan School Data System (MSDS), and other current data, complete the following table to calculate the 2022 projected participation rate.

Projected Participation Rate 2022	Number
Total Number of students enrolled in grades 3, 4, 5, 6, 7, 8, 11	902
Total number of students whose IEPs designate MI-Access for state summative assessments in any content area	15
Projected Participation Rate for 2022	1.7%

## Local Plan

After reviewing all of the member district data for participation rates on the alternate assessment (MI-Access), detail below a summarized plan for providing professional development. This may include but is not limited to training on assessment selection, alternate assessment, alternate content standards, or planning for specialized instruction.

Audience	Topics and Method of Training	Date
All special ed teachers and services providers	I have a PLC schedule for January, the agenda already has MIAccess as an agenda item. This will include a review of the district assessment data in relation to participation rates, decision making tools provided by MDE regarding assessment selection.	1/24/2022

## Disproportionality

Question	Yes	No
Did the member district receive notification from the ISD regarding disproportionality in participation in the alternate assessment?	<input type="radio"/>	<input checked="" type="radio"/>

## Resources and Technical Assistance

Question	Yes	No
Does the member district require additional resources and technical assistance from the ISD or MDE to ensure students are being assessed using the most appropriate state summative assessment tool based on the state guidelines?	<input type="radio"/>	<input checked="" type="radio"/>

Please detail the need for additional resources and technical assistance.

## Assurances

Please provide the following assurances.

Question	Yes	No
The member district IEP team members follow the state guidelines for participation in the alternate assessment.	<input checked="" type="radio"/>	<input type="radio"/>
The member district allows IEP team members to decide which students take an alternate assessment.	<input checked="" type="radio"/>	<input type="radio"/>
The member district addresses any issues of disproportionality in statewide assessment.	<input checked="" type="radio"/>	<input type="radio"/>


## District Comments

Our district has worked hard to ensure all students take the appropriate assessments. Although still above the 1% cap, the number of students taking an alternative assessment have decreased over the past few years. We will continue to education and refine our process while ensuring all students take the appropriate assessed based on their individual needs, even if it exceeds the 1% cap. It would be our goal to not exceed the 1% Cap; however, meeting the individual needs of the students is the priority.

## ISD Comments

(required if ISD is returning to district for modifications)





## Tahquamenon Area Schools (48040)

### Instructions

This page uses data entered by Tahquamenon Area Schools (48040) for ISD review. ISDs may accept this district submission by clicking **Accept District Form**. Alternatively, ISDs may return this form for modifications by clicking **Return for Modifications**. When this form is accepted by the ISD, the applicable district information will need to be included in the ISD Summary Justification Form.

### Data

Below are the 1% Participation Rates for Tahquamenon Area Schools (48040):

Content Area	Total Tested	Alternate Tested	Spring 2021 Participation Rate
English Language Arts	244	2	0.8
Mathematics	244	2	0.8
Science	91	1	1.1
Social Studies	90	0	0

### Professional Development Provided

Question	Yes	No
Did the individualized education program (IEP) teams utilize the state guidelines for participation in the alternate assessment to make assessment participation decisions?	<input checked="" type="radio"/>	<input type="radio"/>

Please list professional development, informational sessions, and technical assistance provided regarding the 1% Cap and/or assessment selection and participation for the 2020-2021 school year.

Audience	Date Occurred	Topics and Method of Training	Delivered by
Special Education Staff and service providers	10/18/2021	Special Education staff meeting-review of MDE "Should my student take the Alternative Asessemnt" document	District Staff
Special Education Staff and service providers	11/15/2021	Question and answer session about caseload students and ensuring the correct assessment is identified in IEPs.	District Staff

### Contributing Factors

Question	Yes	No
Did the district test fewer than 500 students total using statewide assessments?	<input checked="" type="radio"/>	<input type="radio"/>
Fewer than 8 students took MI-Access.	<input checked="" type="radio"/>	<input type="radio"/>
8 or more students took MI-Access.	<input type="radio"/>	<input checked="" type="radio"/>

Question	Yes	No
Did the district operate a center-based program or regional collaborative for students with significant cognitive impairments (serving students from in and outside of the district within a region or ISD)?	<input type="radio"/>	<input checked="" type="radio"/>

Utilizing the Alternate Assessment data reports, complete the following table.

Assessment Data Table	Number
Total Number of students tested overall	
Total Number of students tested with MI-Access	
Students in center-based program from outside district	
Adjusted Total	0
Adjusted Participation Number	0
Adjusted Rate	0%

Please describe other justification as it specifically relates to Covid-19 and the Coronavirus Pandemic:

Please describe other justification:

Our District runs a self-contained classroom for Moderate Cognitive Impairments. We do take students outside out district at times. Last year, we did not have any students from outside

districts. However, we do have 3 students in the same grade level that have MI-Access listed in their IEPs. One with an SXI eligibility and two with CI eligibility. One of the two is a student with Down's Syndrome. We feel we have appropriately identified students who need alternative assessment. We have 43 students total in 9th grade. 3 of them will take the MI-Access due to their cognitive ability.

### 2022 Projected Participation Rate

Projected Participation Rate 2021	Number
District's Projected Participation Rate for 2021 (per the response on the 2020 alternate assessment projected participation form)	4%

Using students' IEP information, Michigan School Data System (MSDS), and other current data, complete the following table to calculate the 2022 projected participation rate.

Projected Participation Rate 2022	Number
Total Number of students enrolled in grades 3, 4, 5, 6, 7, 8, 11	292
Total number of students whose IEPs designate MI-Access for state summative assessments in any content area	5
Projected Participation Rate for 2022	1.7%

## Local Plan

After reviewing all of the member district data for participation rates on the alternate assessment (MI-Access), detail below a summarized plan for providing professional development. This may include but is not limited to training on assessment selection, alternate assessment, alternate content standards, or planning for specialized instruction.

Audience	Topics and Method of Training	Date
Special education and service providers	Continue review of alternative assessment selection using MDE documents. Continued training on SDI for special education teachers through the EUPISD	9/19/2022

## Disproportionality

Question	Yes	No
Did the member district receive notification from the ISD regarding disproportionality in participation in the alternate assessment?	<input type="radio"/>	<input checked="" type="radio"/>

## Resources and Technical Assistance

Question	Yes	No
Does the member district require additional resources and technical assistance from the ISD or MDE to ensure students are being assessed using the most appropriate state summative assessment tool based on the state guidelines?	<input type="radio"/>	<input checked="" type="radio"/>

Please detail the need for additional resources and technical assistance.

--

## Assurances

Please provide the following assurances.

Question	Yes	No
The member district IEP team members follow the state guidelines for participation in the alternate assessment.	<input checked="" type="radio"/>	<input type="radio"/>
The member district allows IEP team members to decide which students take an alternate assessment.	<input checked="" type="radio"/>	<input type="radio"/>
The member district addresses any issues of disproportionality in statewide assessment.	<input checked="" type="radio"/>	<input type="radio"/>

### District Comments

### ISD Comments

(required if ISD is returning to district for modifications)

