



Exceeding 1% Cap on Participation in State Alternate Assessment Intermediate School District (ISD) Summary Justification Form FY 2021-2022

ISD Name: Gratiot-Isabella RESD

All intermediate school districts must complete this summary form regarding the percentage of students assessed using Michigan's alternate assessment (MI-Access). This includes justification forms from member districts/public school academies (PSA) that assessed more than 1% of students in the spring of 2021 using MI-Access.

Data

Below are the 1% Participation Rates for Gratiot-Isabella RESD:

Content Area	Total Tested	Alternate Tested	Spring 2021 Participation Rate
English Language Arts	5004	80	1.6
Mathematics	5009	74	1.5
Science	1995	24	1.2
Social Studies	2042	27	1.3

Data	Total
Number of member districts/PSAs including the ISD (only if the ISD runs internal programs)	12
Number of member districts/PSAs including the ISD (only if the ISD runs internal programs) that assessed more than 1% of all students tested in the spring of 2021 using MI-Access (in grades 3-8 and 11)	8

Technical Assistance and Professional Development

Tier I: Please provide a summary of technical assistance and/or professional development provided as a result of feedback from MDE regarding the 2021 test year data and justification form review. Include any professional development and targeted assistance the ISD offered to all member districts, provided by MDE and/or the ISD and MDE together.

Date Occurred	Summary of Technical Assistance and/or Professional Development
09/22/2020	As the RESD we provided training opportunities to local district staff, and RESD staff to help them in determining which assessment is most appropriate for each individual student. We shared the MDE documents titled, ""Should My Student Take the Alternative Assessment," "MI-Access: Who Takes An Alternative Assessment?", "MI-Access Assessments Administration," and "MI-Access Preparation," with school leaders and special education staff at our Special Education Advisory Committee meeting.
10/15/2020	As the RESD we provided training opportunities to parents to help them in determining which assessment is most appropriate for each individual student. We shared the MDE documents titled, ""Should My Student Take the Alternative Assessment," "MI-Access: Who Takes An Alternative Assessment?", "MI-Access Assessments Administration," and "MI-Access Preparation," at our Parent Advisory Committee meeting.

Tier II/III: Please provide a summary of technical assistance and/or professional development provided as a result of feedback from MDE regarding the 2021 test year data and justification form review. Include professional development and technical assistance the ISD provided for each specific member district that was flagged for disproportionality regarding assessment participation. Include technical assistance or professional development provided by MDE and/or the ISD and MDE together.

Member District	Date Occurred	Summary of Technical Assistance and/or Professional Development
Mt. Pleasant City School District	09/22/2020	Shared district data with the special education administration team at Mount Pleasant.

What resources or support is needed from MDE for the ISD to carry out the plan?

Continued development of materials that aid IEP teams in making appropriate decisions regarding the use of the alternative assessment.

Assurances

Please provide the following assurances.

The ISD has provided or will provide targeted assistance to member districts/PSAs that have been flagged for disproportionality for participation in the alternate assessment as outlined on the previous page.

☒ Yes ☐ No

Targeted assistance and professional development include an emphasis on member districts/PSAs using the state assessment selection guidance documents and online trainings.

☒ Yes ☐ No

Assessment selection is an IEP team decision and will not be overridden by administrative or procedural decisions.

☒ Yes ☐ No



Member District Exceeding 1% Cap Justification Form FY 2021-2022

Member District: Gratiot-Isabella RESD

The *Every Student Succeeds Act* (ESSA) places a 1% cap on alternate assessment (MI-Access) participation at the state level. Member districts that contribute to the state exceeding its participation cap must submit information to the Intermediate School District (ISD) justifying the need to exceed the 1% threshold. In addition, ISDs that run programs (functioning as a member district) must complete the form as a member district.

Each ISD collects information from member districts to submit to the state.

Data

Below are the 1% Participation Rates for Gratiot-Isabella RESD:

Content Area	Total Tested	Alternate Tested	Spring 2021 Participation Rate
English Language Arts	33	18	54.5
Mathematics	29	14	48.3
Science	10	8	80
Social Studies	4	2	50

Professional Development Provided

Did the individualized education program (IEP) teams utilize the state guidelines for participation in the alternate assessment to make assessment participation decisions?

☒ Yes ☐ No

Please list professional development, informational sessions, and technical assistance provided regarding the 1% Cap and/or assessment selection and participation for the 2020-2021 school year.

Audience	Date Occurred	Topics and Method of Training	Delivered by
Parents	10/15/2020	We shared the documents titled, " Should My Student Take the Alternative Assessment ", and "MI Access: Who Takes an Alternative Assessment, " at our Parent Advisory Committee Meeting.	ISD Staff
Local District and RESD Staff	09/22/2020	We shared the documents titled, " Should My Student Take the Alternative Assessment ", and "MI Access: Who Takes an Alternative Assessment, " at our Special Education Advisory Committee Meeting	ISD Staff

Contributing Factors

Did the district test fewer than 500 students total using statewide assessments?

☒ Yes ☐ No

Select the option that applies:

☐ Fewer than 8 students took MI-Access. ☒ 8 or more students took MI-Access.

Did the district operate a center-based program or regional collaborative for students with significant cognitive impairments (serving students from in and outside of the district within a region or ISD)?

☒ Yes ☐ No

Utilizing the Alternate Assessment data reports, complete the following table.

Assessment Data Table	Number
Total Number of students tested overall	40
Total Number of students tested with MI-Access	23
Students in center-based program from outside district	0
Adjusted Total	40
Adjusted Participation Number	23
Adjusted Rate	57.5%

Please describe other justification as it specifically relates to Covid-19 and the Coronavirus Pandemic:

None

Please describe other justification:

None

2022 Projected Participation Rate

Projected Participation Rate 2021	Number
District's Projected Participation Rate for 2021 (per the response on the 2020 alternate assessment projected participation form)	52.5%

Using students' IEP information, Michigan School Data System (MSDS), and other current data, complete the following table to calculate the 2022 projected participation rate.

Projected Participation Rate 2022	Number
Total number of students enrolled in grades 3, 4, 5, 6, 7, 8, 11	44
Total number of students whose IEPs designate MI-Access for state summative assessments in any content area	23
Projected Participation Rate for 2022	52.3%

Local Plan

After reviewing all of the member district data for participation rates on the alternate assessment (MI-Access), detail below a summarized plan for providing professional development. This may include but is not limited to training on assessment selection, alternate assessment, alternate content standards, or planning for specialized instruction.

Audience	Topics and Method of Training	Date
Parent Advisory Committee Presentation	We shared the documents titled, " Should My Student Take the Alternative Assessment ", and "MI Access: Who Takes an Alternative Assessment, " at our Parent Advisory Committee Meeting	09/03/2021
Special Education Advisory Committee Presentation	We shared the documents titled, " Should My Student Take the Alternative Assessment ", and "MI Access: Who Takes an Alternative Assessment, " at our Special Education Advisory Committee Meeting	10/26/2021

Resources and Technical Assistance

Does the member district require additional resources and technical assistance from the ISD or MDE to ensure students are being assessed using the most appropriate state summative assessment tool based on the state guidelines?

☐ Yes ☒ No

Assurances

Please provide the following assurances.

The member district IEP team members follow the state guidelines for participation in the alternate assessment.

☒ Yes ☐ No

The member district allows IEP team members to decide which students take an alternate assessment.

☒ Yes ☐ No

The member district addresses any issues of disproportionality in statewide assessment.

☒ Yes ☐ No

Breckenridge Community Schools (29040)

Instructions

This page uses data entered by Breckenridge Community Schools (29040) for ISD review. ISDs may accept this district submission by clicking **Accept District Form**. Alternatively, ISDs may return this form for modifications by clicking **Return for Modifications**. When this form is accepted by the ISD, the applicable district information will need to be included in the ISD Summary Justification Form.

Data

Below are the 1% Participation Rates for Breckenridge Community Schools (29040):

Content Area	Total Tested	Alternate Tested	Spring 2021 Participation Rate
English Language Arts	273	5	1.8
Mathematics	274	5	1.8
Science	97	2	2.1
Social Studies	98	3	3.1

Professional Development Provided

Question	Yes	No
Did the individualized education program (IEP) teams utilize the state guidelines for participation in the alternate assessment to make assessment participation decisions?	<input checked="" type="radio"/>	<input type="radio"/>

Please list professional development, informational sessions, and technical assistance provided regarding the 1% Cap and/or assessment selection and participation for the 2020-2021 school year.

Audience	Date Occurred	Topics and Method of Training	Delivered by
Special education teachers	9/3/2020	Reminder to special education teachers regarding guidelines for the selection of alternative assessments	District Staff
Special education teachers	2/2/2021	Reminder to special education teachers and staff regarding guidelines for the selection of alternative assessments.	District Staff

Contributing Factors

Question	Yes	No
Did the district test fewer than 500 students total using statewide assessments?	<input checked="" type="radio"/>	<input type="radio"/>
Fewer than 8 students took MI-Access.	<input checked="" type="radio"/>	<input type="radio"/>
8 or more students took MI-Access.	<input type="radio"/>	<input checked="" type="radio"/>

Question	Yes	No
Did the district operate a center-based program or regional collaborative for students with significant cognitive impairments (serving students from in and outside of the district within a region or ISD)?	<input type="radio"/>	<input checked="" type="radio"/>

Utilizing the Alternate Assessment data reports, complete the following table.

Assessment Data Table	Number
Total Number of students tested overall	
Total Number of students tested with MI-Access	
Students in center-based program from outside district	
Adjusted Total	0
Adjusted Participation Number	0
Adjusted Rate	0%

Please describe other justification as it specifically relates to Covid-19 and the Coronavirus Pandemic:

Covid-19 did not play a factor in the determination of students taking alternative assessments. Alternative assessments are determined by the individual needs of students, IEP teams, and an analysis of students current academic performance.

Please describe other justification:

The determination of alternative assessment is based on students' cognitive abilities and the consensus of the IEP team. To more accurately measure students' abilities, personal growth, and academic growth alternative assessments are selected.

2022 Projected Participation Rate

Projected Participation Rate 2021	Number
District's Projected Participation Rate for 2021 (per the response on the 2020 alternate assessment projected participation form)	1.9%

Using students' IEP information, Michigan School Data System (MSDS), and other current data, complete the following table to calculate the 2022 projected participation rate.

Projected Participation Rate 2022	Number
Total Number of students enrolled in grades 3, 4, 5, 6, 7, 8, 11	329
Total number of students whose IEPs designate MI-Access for state summative assessments in any content area	9
Projected Participation Rate for 2022	2.7%

Local Plan

After reviewing all of the member district data for participation rates on the alternate assessment (MI-Access), detail below a summarized plan for providing professional development. This may include but is not limited to training on assessment selection, alternate assessment, alternate content standards, or planning for specialized instruction.

Audience	Topics and Method of Training	Date
Special education teachers	Annual review of guidelines used in the determination of students eligible for alternative assessments.	2/4/2022
Special education teachers	Annual review of guidelines used in the determination of students eligible for alternative assessments.	9/6/2022

Disproportionality

Question	Yes	No
Did the member district receive notification from the ISD regarding disproportionality in participation in the alternate assessment?	<input type="radio"/>	<input checked="" type="radio"/>

Resources and Technical Assistance

Question	Yes	No
Does the member district require additional resources and technical assistance from the ISD or MDE to ensure students are being assessed using the most appropriate state summative assessment tool based on the state guidelines?	<input type="radio"/>	<input checked="" type="radio"/>

Please detail the need for additional resources and technical assistance.

--

Assurances

Please provide the following assurances.


Question	Yes	No
The member district IEP team members follow the state guidelines for participation in the alternate assessment.	<input checked="" type="radio"/>	<input type="radio"/>
The member district allows IEP team members to decide which students take an alternate assessment.	<input checked="" type="radio"/>	<input type="radio"/>
The member district addresses any issues of disproportionality in statewide assessment.	<input checked="" type="radio"/>	<input type="radio"/>

District Comments

IEP teams determine which students will take alternative assessments based on the individual needs of the students and the nature/severity of said disability.

ISD Comments

(required if ISD is returning to district for modifications)



Ithaca Public Schools (29060)

Instructions

This page uses data entered by Ithaca Public Schools (29060) for ISD review. ISDs may accept this district submission by clicking **Accept District Form**. Alternatively, ISDs may return this form for modifications by clicking **Return for Modifications**. When this form is accepted by the ISD, the applicable district information will need to be included in the ISD Summary Justification Form.

Data

Below are the 1% Participation Rates for Ithaca Public Schools (29060):

Content Area	Total Tested	Alternate Tested	Spring 2021 Participation Rate
English Language Arts	560	8	1.4
Mathematics	560	8	1.4
Science	236	3	1.3
Social Studies	237	4	1.7

Professional Development Provided

Question	Yes	No
Did the individualized education program (IEP) teams utilize the state guidelines for participation in the alternate assessment to make assessment participation decisions?	<input checked="" type="radio"/>	<input type="radio"/>

Please list professional development, informational sessions, and technical assistance provided regarding the 1% Cap and/or assessment selection and participation for the 2020-2021 school year.

Audience	Date Occurred	Topics and Method of Training	Delivered by
Administrators	8/24/2020	Training session on criteria used to determine appropriate state assessment for students with an IEP.	District Staff
special education teachers	8/24/2020	Training session on criteria used to determine appropriate state assessment for students with an IEP.	District Staff

Contributing Factors

Question	Yes	No
Did the district test fewer than 500 students total using statewide assessments?	<input type="radio"/>	<input checked="" type="radio"/>
Fewer than 8 students took MI-Access.	<input type="radio"/>	<input type="radio"/>
8 or more students took MI-Access.	<input type="radio"/>	<input type="radio"/>

Question	Yes	No
Did the district operate a center-based program or regional collaborative for students with significant cognitive impairments (serving students from in and outside of the district within a region or ISD)?	<input type="radio"/>	<input checked="" type="radio"/>

Utilizing the Alternate Assessment data reports, complete the following table.

Assessment Data Table	Number
Total Number of students tested overall	
Total Number of students tested with MI-Access	
Students in center-based program from outside district	
Adjusted Total	0
Adjusted Participation Number	0
Adjusted Rate	0%

Please describe other justification as it specifically relates to Covid-19 and the Coronavirus Pandemic:

For the 2020-2021 school year Ithaca Public Schools allowed parents to choose a virtual option for their child's education due to concerns of COVID-19 exposure. Less than 10% of our parents chose that option for their child. For those that chose the virtual option we still had those students come in to school to take the state required tests and almost all of our students took the required assessments.

Please describe other justification:

Through the IEP process our teams follow the alternate assessment guidelines and identify which assessment is appropriate for that student. The make up of our special education student

population drives the overall numbers for those that take the alternate assessment. We have a growing population of severe ASD and cognitive impaired students in our district and for many of these students the alternate assessment is the appropriate assessment.

2022 Projected Participation Rate

Projected Participation Rate 2021	Number
District's Projected Participation Rate for 2021 (per the response on the 2020 alternate assessment projected participation form)	1.8%

Using students' IEP information, Michigan School Data System (MSDS), and other current data, complete the following table to calculate the 2022 projected participation rate.

Projected Participation Rate 2022	Number
Total Number of students enrolled in grades 3, 4, 5, 6, 7, 8, 11	551
Total number of students whose IEPs designate MI-Access for state summative assessments in any content area	12
Projected Participation Rate for 2022	2.2%

Local Plan

After reviewing all of the member district data for participation rates on the alternate assessment (MI-Access), detail below a summarized plan for providing professional development. This may include but is not limited to training on assessment selection, alternate assessment, alternate content standards, or planning for specialized instruction.

Audience	Topics and Method of Training	Date
Special education teachers and Administrators	Special education teachers and building administrators will be trained on on the process for determining the appropriate assessment for each special education student based on their cognitive ability.	6/8/2022

Disproportionality

Question	Yes	No
Did the member district receive notification from the ISD regarding disproportionality in participation in the alternate assessment?	<input type="radio"/>	<input checked="" type="radio"/>

Resources and Technical Assistance

Question	Yes	No
Does the member district require additional resources and technical assistance from the ISD or MDE to ensure students are being assessed using the most appropriate state summative assessment tool based on the state guidelines?	<input type="radio"/>	<input checked="" type="radio"/>

Please detail the need for additional resources and technical assistance.

Assurances


Please provide the following assurances.


Question	Yes	No
The member district IEP team members follow the state guidelines for participation in the alternate assessment.	<input checked="" type="radio"/>	<input type="radio"/>
The member district allows IEP team members to decide which students take an alternate assessment.	<input checked="" type="radio"/>	<input type="radio"/>
The member district addresses any issues of disproportionality in statewide assessment.	<input checked="" type="radio"/>	<input type="radio"/>

District Comments

ISD Comments

(required if ISD is returning to district for modifications)





Mt. Pleasant City School District (37010)

Instructions

This page uses data entered by Mt. Pleasant City School District (37010) for ISD review. ISDs may accept this district submission by clicking **Accept District Form**. Alternatively, ISDs may return this form for modifications by clicking **Return for Modifications**. When this form is accepted by the ISD, the applicable district information will need to be included in the ISD Summary Justification Form.

Data

Below are the 1% Participation Rates for Mt. Pleasant City School District (37010):

Content Area	Total Tested	Alternate Tested	Spring 2021 Participation Rate
English Language Arts	1386	25	1.8
Mathematics	1369	24	1.8
Science	538	8	1.5
Social Studies	531	7	1.3

Professional Development Provided

Question	Yes	No
Did the individualized education program (IEP) teams utilize the state guidelines for participation in the alternate assessment to make assessment participation decisions?	<input checked="" type="radio"/>	<input type="radio"/>

Please list professional development, informational sessions, and technical assistance provided regarding the 1% Cap and/or assessment selection and participation for the 2020-2021 school year.

Audience	Date Occurred	Topics and Method of Training	Delivered by
Special Education Teachers	12/14/2020	Reviewed and discussed the criteria with the teachers for determining who should take MI-Access	District Staff
Special Education Teachers	12/14/2020	Provided links for training videos.	District Staff
Special Education Teachers	12/14/2020	Provided the hand out "Should My Student Take the Alternate Assessment" for review and to reference at IEP meetings with students and families.	District Staff

Contributing Factors

Question	Yes	No
Did the district test fewer than 500 students total using statewide assessments?	<input type="radio"/>	<input checked="" type="radio"/>
Fewer than 8 students took MI-Access.	<input type="radio"/>	<input type="radio"/>
8 or more students took MI-Access.	<input type="radio"/>	<input type="radio"/>

Question	Yes	No
Did the district operate a center-based program or regional collaborative for students with significant cognitive impairments (serving students from in and outside of the district within a region or ISD)?	<input checked="" type="radio"/>	<input type="radio"/>

Utilizing the Alternate Assessment data reports, complete the following table.

Assessment Data Table	Number
Total Number of students tested overall	3824
Total Number of students tested with MI-Access	64
Students in center-based program from outside district	7
Adjusted Total	3817
Adjusted Participation Number	57
Adjusted Rate	1.5%

Please describe other justification as it specifically relates to Covid-19 and the Coronavirus Pandemic:

Per the guidance from the Michigan Department of Education, 10 of our students that would have taken the MI-Access assessment opted out of testing during the Coronavirus Pandemic. The parent decision to opt out of assessments would have adjusted our rate of participation in both the total number of students assessed as well as the number of students being assessed with the alternate assessments.
--

Please describe other justification:

Mt. Pleasant Public Schools runs the center based programs for the students in Isabella County in connection with Gratiot Isabella RESD. Based on the students cognitive levels, academic abilities and the determination of the IEP team these students meet the criteria to take the MI-Assess assessment. The students in these programs are added to our total numbers which increases the percentage of students taking the alternate assessment in Mt. Pleasant Public Schools.

2022 Projected Participation Rate

Projected Participation Rate 2021	Number
District's Projected Participation Rate for 2021 (per the response on the 2020 alternate assessment projected participation form)	2.2%

Using students' IEP information, Michigan School Data System (MSDS), and other current data, complete the following table to calculate the 2022 projected participation rate.

Projected Participation Rate 2022	Number
Total Number of students enrolled in grades 3, 4, 5, 6, 7, 8, 11	1980
Total number of students whose IEPs designate MI-Access for state summative assessments in any content area	30
Projected Participation Rate for 2022	1.5%

Local Plan

After reviewing all of the member district data for participation rates on the alternate assessment (MI-Access), detail below a summarized plan for providing professional development. This may include but is not limited to training on assessment selection, alternate assessment, alternate content standards, or planning for specialized instruction.

Audience	Topics and Method of Training	Date
Special Education Teachers	Share training video links and the "Should My Student Take the Alternate Assessment?" handout to review. Discuss any questions or concerns regarding the information at the department meeting.	9/26/2022
Administrators	Share training video links and the "Should My Student Take the Alternate Assessment?" handout to review.	9/26/2022
Parents	Provide information reviewing alternative assessments and how the determination is made regarding which assessment is given.	9/26/2022

Disproportionality

Question	Yes	No
Did the member district receive notification from the ISD regarding disproportionality in participation in the alternate assessment?	<input type="radio"/>	<input checked="" type="radio"/>

Resources and Technical Assistance

Question	Yes	No
Does the member district require additional resources and technical assistance from the ISD or MDE to ensure students are being assessed using the most appropriate state summative assessment tool based on the state guidelines?	<input type="radio"/>	<input checked="" type="radio"/>

Please detail the need for additional resources and technical assistance.

Assurances

Please provide the following assurances.

Question	Yes	No
The member district IEP team members follow the state guidelines for participation in the alternate assessment.	<input checked="" type="radio"/>	<input type="radio"/>
The member district allows IEP team members to decide which students take an alternate assessment.	<input checked="" type="radio"/>	<input type="radio"/>
The member district addresses any issues of disproportionality in statewide assessment.	<input checked="" type="radio"/>	<input type="radio"/>

District Comments

ISD Comments

(required if ISD is returning to district for modifications)



Shepherd Public Schools (37060)

Instructions

This page uses data entered by Shepherd Public Schools (37060) for ISD review. ISDs may accept this district submission by clicking **Accept District Form**. Alternatively, ISDs may return this form for modifications by clicking **Return for Modifications**. When this form is accepted by the ISD, the applicable district information will need to be included in the ISD Summary Justification Form.

Data

Below are the 1% Participation Rates for Shepherd Public Schools (37060):

Content Area	Total Tested	Alternate Tested	Spring 2021 Participation Rate
English Language Arts	700	17	2.4
Mathematics	697	17	2.4
Science	289	3	1
Social Studies	292	9	3.1

Professional Development Provided

Question	Yes	No
Did the individualized education program (IEP) teams utilize the state guidelines for participation in the alternate assessment to make assessment participation decisions?	<input checked="" type="radio"/>	<input type="radio"/>

Please list professional development, informational sessions, and technical assistance provided regarding the 1% Cap and/or assessment selection and participation for the 2020-2021 school year.

Audience	Date Occurred	Topics and Method of Training	Delivered by
SE Advisory Committee	11/30/2021	Provided training in person regarding the flow chart. The administrators were also given links to all documents.	ISD Staff
n/a	1/21/2022	n/a	Other/n/a

Contributing Factors

Question	Yes	No
Did the district test fewer than 500 students total using statewide assessments?	<input type="radio"/>	<input checked="" type="radio"/>
Fewer than 8 students took MI-Access.	<input type="radio"/>	<input type="radio"/>
8 or more students took MI-Access.	<input type="radio"/>	<input type="radio"/>

Question	Yes	No
Did the district operate a center-based program or regional collaborative for students with significant cognitive impairments (serving students from in and outside of the district within a region or ISD)?	<input type="radio"/>	<input checked="" type="radio"/>

Utilizing the Alternate Assessment data reports, complete the following table.

Assessment Data Table	Number
Total Number of students tested overall	
Total Number of students tested with MI-Access	
Students in center-based program from outside district	
Adjusted Total	0
Adjusted Participation Number	0
Adjusted Rate	0%

Please describe other justification as it specifically relates to Covid-19 and the Coronavirus Pandemic:

Due to the Coronavirus Pandemic, not all students were tested. Those who were able to come to school completed the test.

Please describe other justification:

Our local school participates in the school of choice within our RESD. We have a number of ASD and CI students from out of the district that attend our school district due to strong support for students with special needs in our district. Currently, the only students that are taking the alternate assessments are students that are on a certificate of completion track which is these

2022 Projected Participation Rate

Projected Participation Rate 2021	Number
District's Projected Participation Rate for 2021 (per the response on the 2020 alternate assessment projected participation form)	2%

Using students' IEP information, Michigan School Data System (MSDS), and other current data, complete the following table to calculate the 2022 projected participation rate.

Projected Participation Rate 2022	Number
Total Number of students enrolled in grades 3, 4, 5, 6, 7, 8, 11	911
Total number of students whose IEPs designate MI-Access for state summative assessments in any content area	20
Projected Participation Rate for 2022	2.2%

Local Plan

After reviewing all of the member district data for participation rates on the alternate assessment (MI-Access), detail below a summarized plan for providing professional development. This may include but is not limited to training on assessment selection, alternate assessment, alternate content standards, or planning for specialized instruction.

Audience	Topics and Method of Training	Date
Special Education Teachers	Deciding who takes the alternative tests, administering them, and how to select the appropriate assessment. Documents from MDE and the flowchart provided will be used	4/29/2022

Disproportionality

Question	Yes	No
Did the member district receive notification from the ISD regarding disproportionality in participation in the alternate assessment?	<input type="radio"/>	<input checked="" type="radio"/>

Resources and Technical Assistance

Question	Yes	No
Does the member district require additional resources and technical assistance from the ISD or MDE to ensure students are being assessed using the most appropriate state summative assessment tool based on the state guidelines?	<input type="radio"/>	<input checked="" type="radio"/>

Please detail the need for additional resources and technical assistance.

Assurances

Please provide the following assurances.


Question	Yes	No
The member district IEP team members follow the state guidelines for participation in the alternate assessment.	<input checked="" type="radio"/>	<input type="radio"/>
The member district allows IEP team members to decide which students take an alternate assessment.	<input checked="" type="radio"/>	<input type="radio"/>
The member district addresses any issues of disproportionality in statewide assessment.	<input checked="" type="radio"/>	<input type="radio"/>

District Comments

GIRESD provided training at Special Education Advisory Committee meetings. Moving forward, more intentional training and guidance will be used systematically with case managers.

ISD Comments

(required if ISD is returning to district for modifications)



St. Louis Public Schools (29100)

Instructions

This page uses data entered by St. Louis Public Schools (29100) for ISD review. ISDs may accept this district submission by clicking **Accept District Form**. Alternatively, ISDs may return this form for modifications by clicking **Return for Modifications**. When this form is accepted by the ISD, the applicable district information will need to be included in the ISD Summary Justification Form.

Data

Below are the 1% Participation Rates for St. Louis Public Schools (29100):

Content Area	Total Tested	Alternate Tested	Spring 2021 Participation Rate
English Language Arts	446	3	0.7
Mathematics	447	3	0.7
Science	169	0	0
Social Studies	169	2	1.2

Professional Development Provided

Question	Yes	No
Did the individualized education program (IEP) teams utilize the state guidelines for participation in the alternate assessment to make assessment participation decisions?	<input checked="" type="radio"/>	<input type="radio"/>

Please list professional development, informational sessions, and technical assistance provided regarding the 1% Cap and/or assessment selection and participation for the 2020-2021 school year.

Audience	Date Occurred	Topics and Method of Training	Delivered by
Administrators	11/30/2021	Special Education Advisory Committee. - 1% Cap Memo shared/reviewed	ISD Staff
Special education teachers	12/9/2020	District Special Education Meeting - Alternative Assessments - Assessment Selection Guidance Training & Interactive Decision Making Tool ehared	District Staff

Contributing Factors

Question	Yes	No
Did the district test fewer than 500 students total using statewide assessments?	<input checked="" type="radio"/>	<input type="radio"/>
Fewer than 8 students took MI-Access.	<input checked="" type="radio"/>	<input type="radio"/>
8 or more students took MI-Access.	<input type="radio"/>	<input checked="" type="radio"/>

Question	Yes	No
Did the district operate a center-based program or regional collaborative for students with significant cognitive impairments (serving students from in and outside of the district within a region or ISD)?	<input type="radio"/>	<input checked="" type="radio"/>

Utilizing the Alternate Assessment data reports, complete the following table.

Assessment Data Table	Number
Total Number of students tested overall	
Total Number of students tested with MI-Access	
Students in center-based program from outside district	
Adjusted Total	0
Adjusted Participation Number	0
Adjusted Rate	0%

Please describe other justification as it specifically relates to Covid-19 and the Coronavirus Pandemic:

Please describe other justification:

We are a small rural district with less that 200 students taking the social studies MSTEP. We have two students taking the MI-Access assessment, this put us over the 1% threshold.

2022 Projected Participation Rate

Projected Participation Rate 2021	Number
District's Projected Participation Rate for 2021 (per the response on the 2020 alternate assessment projected participation form)	0.4%

Using students' IEP information, Michigan School Data System (MSDS), and other current data, complete the following table to calculate the 2022 projected participation rate.

Projected Participation Rate 2022	Number
Total Number of students enrolled in grades 3, 4, 5, 6, 7, 8, 11	536
Total number of students whose IEPs designate MI-Access for state summative assessments in any content area	2
Projected Participation Rate for 2022	0.4%

Local Plan

After reviewing all of the member district data for participation rates on the alternate assessment (MI-Access), detail below a summarized plan for providing professional development. This may include but is not limited to training on assessment selection, alternate assessment, alternate content standards, or planning for specialized instruction.

Audience	Topics and Method of Training	Date
Special Education Teachers and District Administrators	District Quarterly Special Education Meeting. Will provide training on selecting Alternative Assessments - MI-Access using the Assessment Selection Guidance Training document and the Interactive Decision Making Tool	2/23/2022

Disproportionality

Question	Yes	No
Did the member district receive notification from the ISD regarding disproportionality in participation in the alternate assessment?	<input type="radio"/>	<input checked="" type="radio"/>

Resources and Technical Assistance

Question	Yes	No
Does the member district require additional resources and technical assistance from the ISD or MDE to ensure students are being assessed using the most appropriate state summative assessment tool based on the state guidelines?	<input type="radio"/>	<input checked="" type="radio"/>

Please detail the need for additional resources and technical assistance.

Assurances

Please provide the following assurances.

Question	Yes	No
The member district IEP team members follow the state guidelines for participation in the alternate assessment.	<input checked="" type="radio"/>	<input type="radio"/>
The member district allows IEP team members to decide which students take an alternate assessment.	<input checked="" type="radio"/>	<input type="radio"/>
The member district addresses any issues of disproportionality in statewide assessment.	<input checked="" type="radio"/>	<input type="radio"/>

District Comments

ISD Comments

(required if ISD is returning to district for modifications)

