



Exceeding 1% Cap on Participation in State Alternate Assessment Intermediate School District (ISD) Summary Justification Form FY 2021-2022

ISD Name: Ingham ISD

All intermediate school districts must complete this summary form regarding the percentage of students assessed using Michigan's alternate assessment (MI-Access). This includes justification forms from member districts/public school academies (PSA) that assessed more than 1% of students in the spring of 2021 using MI-Access.

Data

Below are the 1% Participation Rates for Ingham ISD:

| Content Area | Total Tested | Alternate Tested | Spring 2021 Participation Rate |
|-----------------------|--------------|------------------|--------------------------------|
| English Language Arts | 9263 | 182 | 2.0 |
| Mathematics | 9221 | 168 | 1.8 |
| Science | 3176 | 72 | 2.3 |
| Social Studies | 3120 | 44 | 1.4 |

| Data | Total |
|-----------------------------------------------------------------------------------------------------------------------------------------------------------------------------------------------------------|-------|
| Number of member districts/PSAs including the ISD (only if the ISD runs internal programs) | |
| Number of member districts/PSAs including the ISD (only if the ISD runs internal programs) that assessed more than 1% of all students tested in the spring of 2021 using MI-Access (in grades 3-8 and 11) | |

Technical Assistance and Professional Development

Tier I: Please provide a summary of technical assistance and/or professional development provided as a result of feedback from MDE regarding the 2021 test year data and justification form review. Include any professional development and targeted assistance the ISD offered to all member districts, provided by MDE and/or the ISD and MDE together.

| Date Occurred | Summary of Technical Assistance and/or Professional Development |
|---------------|-------------------------------------------------------------------------------------------------------------------------------------------------------------------------------------------------------------------------------------------------------------------------------------------------------------------------------------------|
| 01/05/2022 | Professional development was provided at the December 1, 2021 Local District Special Education Directors meeting and during the January 5, 2022 Local District Special Education Directors meeting. Addressed the OSE guidance document and Decision Making Tool, which is located in the student management system on the guidance tile. |
| 12/01/2021 | Professional development was provided at the December 1, 2021 Local District Special Education Directors meeting and during the January 5, 2022 Local District Special Education Directors meeting. Addressed the OSE guidance document and Decision Making Tool, which is located in the student management system on the guidance tile. |

Tier II/III: Please provide a summary of technical assistance and/or professional development provided as a result of feedback from MDE regarding the 2021 test year data and justification form review. Include professional development and technical assistance the ISD provided for each specific member district that was flagged for disproportionality regarding assessment participation. Include technical assistance or professional development provided by MDE and/or the ISD and MDE together.

| Member District | Date Occurred | Summary of Technical Assistance and/or Professional Development |
|--------------------------------|---------------|---------------------------------------------------------------------------------------------------------------------------------|
| Lansing Public School District | 01/07/2022 | The ISD is meeting weekly with the LSD to discuss topics related to compliance. One area that the focus has been on is testing. |

What resources or support is needed from MDE for the ISD to carry out the plan?

No other supports are needed at this time.

Assurances

Please provide the following assurances.

The ISD has provided or will provide targeted assistance to member districts/PSAs that have been flagged for disproportionality for participation in the alternate assessment as outlined on the previous page.

☒ Yes ☐ No

Targeted assistance and professional development include an emphasis on member districts/PSAs using the state assessment selection guidance documents and online trainings.

☒ Yes ☐ No

Assessment selection is an IEP team decision and will not be overridden by administrative or procedural decisions.

☒ Yes ☐ No



Member District Exceeding 1% Cap Justification Form FY 2021-2022

Member District: Ingham ISD

The *Every Student Succeeds Act* (ESSA) places a 1% cap on alternate assessment (MI-Access) participation at the state level. Member districts that contribute to the state exceeding its participation cap must submit information to the Intermediate School District (ISD) justifying the need to exceed the 1% threshold. In addition, ISDs that run programs (functioning as a member district) must complete the form as a member district.

Each ISD collects information from member districts to submit to the state.

Data

Below are the 1% Participation Rates for Ingham ISD:

| Content Area | Total Tested | Alternate Tested | Spring 2021 Participation Rate |
|-----------------------|--------------|------------------|--------------------------------|
| English Language Arts | 115 | 31 | 27 |
| Mathematics | 114 | 28 | 24.6 |
| Science | 81 | 14 | 17.3 |
| Social Studies | 67 | 0 | 0 |

Professional Development Provided

Did the individualized education program (IEP) teams utilize the state guidelines for participation in the alternate assessment to make assessment participation decisions?

☒ Yes ☐ No

Please list professional development, informational sessions, and technical assistance provided regarding the 1% Cap and/or assessment selection and participation for the 2020-2021 school year.

| Audience | Date Occurred | Topics and Method of Training | Delivered by |
|--------------------------|---------------|-------------------------------|----------------------------------------------|
| Principals | 01/05/2022 | Decision Making Tool-OSE | ISD Staff Greg Molenda, Crystal Cutler |
| Local District Directors | 01/05/2022 | Decision Making Tool-OSE | ISD Staff Greg Molenda, Crystal Cutler |

Contributing Factors

Did the district test fewer than 500 students total using statewide assessments?

☒ Yes ☐ No

Select the option that applies:

☐ Fewer than 8 students took MI-Access. ☒ 8 or more students took MI-Access.

Did the district operate a center-based program or regional collaborative for students with significant cognitive impairments (serving students from in and outside of the district within a region or ISD)?

☒ Yes ☐ No

Utilizing the Alternate Assessment data reports, complete the following table.

| Assessment Data Table | Number |
|--------------------------------------------------------|--------|
| Total Number of students tested overall | 115 |
| Total Number of students tested with MI-Access | 31 |
| Students in center-based program from outside district | 115 |
| Adjusted Total | 0 |
| Adjusted Participation Number | 0 |
| Adjusted Rate | 0% |

Please describe other justification as it specifically relates to Covid-19 and the Coronavirus Pandemic:

The ISD supports students from around the service area and are typically in programming that is not offered at the local districts. The ISD programming is mostly for the low incidence population.

2022 Projected Participation Rate

| Projected Participation Rate 2021 | Number |
|--------------------------------------------------------------------------------------------------------------------------------------|--------|
| District's Projected Participation Rate for 2021 (per the response on the 2020 alternate assessment projected participation form) | 42.3% |

Using students' IEP information, Michigan School Data System (MSDS), and other current data, complete the following table to calculate the 2022 projected participation rate.

| Projected Participation Rate 2022 | Number |
|-------------------------------------------------------------------------------------------------------------|--------|
| Total number of students enrolled in grades 3, 4, 5, 6, 7, 8, 11 | 89 |
| Total number of students whose IEPs designate MI-Access for state summative assessments in any content area | 50 |
| Projected Participation Rate for 2022 | 56.2% |

Local Plan

After reviewing all of the member district data for participation rates on the alternate assessment (MI-Access), detail below a summarized plan for providing professional development. This may include but is not limited to training on assessment selection, alternate assessment, alternate content standards, or planning for specialized instruction.

| Audience | Topics and Method of Training | Date |
|------------|-------------------------------|------------|
| Principals | MDE/OSE Decision Making Tool | 01/05/2022 |

Resources and Technical Assistance

Does the member district require additional resources and technical assistance from the ISD or MDE to ensure students are being assessed using the most appropriate state summative assessment tool based on the state guidelines?

☐ Yes ☒ No

Assurances

Please provide the following assurances.

The member district IEP team members follow the state guidelines for participation in the alternate assessment.

☒ Yes ☐ No

The member district allows IEP team members to decide which students take an alternate assessment.

☒ Yes ☐ No

The member district addresses any issues of disproportionality in statewide assessment.

☒ Yes ☐ No

Dansville Schools (33040)

Instructions

This page uses data entered by Dansville Schools (33040) for ISD review. ISDs may accept this district submission by clicking **Accept District Form**. Alternatively, ISDs may return this form for modifications by clicking **Return for Modifications**. When this form is accepted by the ISD, the applicable district information will need to be included in the ISD Summary Justification Form.

Data

Below are the 1% Participation Rates for Dansville Schools (33040):

| Content Area | Total Tested | Alternate Tested | Spring 2021 Participation Rate |
|-----------------------|--------------|------------------|--------------------------------|
| English Language Arts | 302 | 5 | 1.7 |
| Mathematics | 303 | 4 | 1.3 |
| Science | 123 | 1 | 0.8 |
| Social Studies | 124 | 2 | 1.6 |

Professional Development Provided

| Question | Yes | No |
|-----------------------------------------------------------------------------------------------------------------------------------------------------------------------------|----------------------------------|-----------------------|
| Did the individualized education program (IEP) teams utilize the state guidelines for participation in the alternate assessment to make assessment participation decisions? | <input checked="" type="radio"/> | <input type="radio"/> |

Please list professional development, informational sessions, and technical assistance provided regarding the 1% Cap and/or assessment selection and participation for the 2020-2021 school year.

| Audience | Date Occurred | Topics and Method of Training | Delivered by |
|----------------------------------------------|---------------|--------------------------------------------------------------------------------------------------------------------------------------------------------|----------------|
| All GE Teachers, SPED Teachers and Counselor | 10/12/2020 | 1. Certificate of Completion vs Diploma 2. Assessment and Grading for Students on Certificate Track 3. Decisions and Documentation | District Staff |
| SPED Teachers | 9/13/2020 | Review of using the MDE document "Should My Student Take the Alternate Assessment?". | District Staff |
| IEP Team | 8/24/2020 | Review of the MDE document "Should My Student Take the Alternate Assessment?", takes place at an IEP when an alternate assessment is being considered. | District Staff |

Contributing Factors

| Question | Yes | No |
|----------------------------------------------------------------------------------|----------------------------------|----------------------------------|
| Did the district test fewer than 500 students total using statewide assessments? | <input checked="" type="radio"/> | <input type="radio"/> |
| Fewer than 8 students took MI-Access. | <input checked="" type="radio"/> | <input type="radio"/> |
| 8 or more students took MI-Access. | <input type="radio"/> | <input checked="" type="radio"/> |

| Question | Yes | No |
|--------------------------------------------------------------------------------------------------------------------------------------------------------------------------------------------------------------|----------------------------------|-----------------------|
| Did the district operate a center-based program or regional collaborative for students with significant cognitive impairments (serving students from in and outside of the district within a region or ISD)? | <input checked="" type="radio"/> | <input type="radio"/> |

Utilizing the Alternate Assessment data reports, complete the following table.

| Assessment Data Table | Number |
|--------------------------------------------------------|--------|
| Total Number of students tested overall | 427 |
| Total Number of students tested with MI-Access | 5 |
| Students in center-based program from outside district | 1 |
| Adjusted Total | 426 |
| Adjusted Participation Number | 4 |
| Adjusted Rate | 0.9% |

Please describe other justification as it specifically relates to Covid-19 and the Coronavirus Pandemic:

We had a lower number of students take the assessments during Spring 2021, due to parents opting out because of concerns with exposure to Covid-19.

| |
|--|
| |
|--|

| Projected Participation Rate 2021 | Number |
|--------------------------------------------------------------------------------------------------------------------------------------|--------|
| District's Projected Participation Rate for 2021 (per the response on the 2020 alternate assessment projected participation form) | 1.4% |

| Projected Participation Rate 2022 | Number |
|-------------------------------------------------------------------------------------------------------------|--------|
| Total Number of students enrolled in grades 3, 4, 5, 6, 7, 8, 11 | 325 |
| Total number of students whose IEPs designate MI-Access for state summative assessments in any content area | 7 |
| Projected Participation Rate for 2022 | 2.2% |

After reviewing all of the member district data for participation rates on the alternate assessment (MI-Access), detail below a summarized plan for providing professional development. This may include but is not limited to training on assessment selection, alternate assessment, alternate content standards, or planning for specialized instruction.

| Audience | Topics and Method of Training | Date |
|--------------------------------------|--------------------------------------------------------------------------------------|-----------|
| Teachers, Administrators, Counselors | Review of using the MDE document "Should My Student Take the Alternate Assessment?". | 8/29/2022 |

| Question | Yes | No |
|--------------------------------------------------------------------------------------------------------------------------------------|-----------------------|----------------------------------|
| Did the member district receive notification from the ISD regarding disproportionality in participation in the alternate assessment? | <input type="radio"/> | <input checked="" type="radio"/> |


| Question | Yes | No |
|------------------------------------------------------------------------------------------------------------------------------------------------------------------------------------------------------------------------------------|-----------------------|----------------------------------|
| Does the member district require additional resources and technical assistance from the ISD or MDE to ensure students are being assessed using the most appropriate state summative assessment tool based on the state guidelines? | <input type="radio"/> | <input checked="" type="radio"/> |

| |
|--|
| |
|--|

Please provide the following assurances.

| Question | Yes | No |
|-----------------------------------------------------------------------------------------------------------------|----------------------------------|-----------------------|
| The member district IEP team members follow the state guidelines for participation in the alternate assessment. | <input checked="" type="radio"/> | <input type="radio"/> |
| The member district allows IEP team members to decide which students take an alternate assessment. | <input checked="" type="radio"/> | <input type="radio"/> |
| The member district addresses any issues of disproportionality in statewide assessment. | <input checked="" type="radio"/> | <input type="radio"/> |

(required if ISD is returning to district for modifications)



East Lansing School District (33010)

Instructions

This page uses data entered by East Lansing School District (33010) for ISD review. ISDs may accept this district submission by clicking **Accept District Form**. Alternatively, ISDs may return this form for modifications by clicking **Return for Modifications**. When this form is accepted by the ISD, the applicable district information will need to be included in the ISD Summary Justification Form.

Data

Below are the 1% Participation Rates for East Lansing School District (33010):

| Content Area | Total Tested | Alternate Tested | Spring 2021 Participation Rate |
|-----------------------|--------------|------------------|--------------------------------|
| English Language Arts | 686 | 11 | 1.6 |
| Mathematics | 669 | 8 | 1.2 |
| Science | 163 | 6 | 3.7 |
| Social Studies | 163 | 2 | 1.2 |

Professional Development Provided

| Question | Yes | No |
|-----------------------------------------------------------------------------------------------------------------------------------------------------------------------------|----------------------------------|-----------------------|
| Did the individualized education program (IEP) teams utilize the state guidelines for participation in the alternate assessment to make assessment participation decisions? | <input checked="" type="radio"/> | <input type="radio"/> |

Please list professional development, informational sessions, and technical assistance provided regarding the 1% Cap and/or assessment selection and participation for the 2020-2021 school year.

| Audience | Date Occurred | Topics and Method of Training | Delivered by |
|-------------------------|---------------|-------------------------------------------------------------------------------------------------------------|----------------|
| Special Education Staff | 1/12/2021 | State of Michigan Guide to 20-21 State Testing Guidance and Should My Student take the Alternate Assessment | District Staff |
| Parents/Families/ | 1/12/2021 | Provided to families at IEP Meetings - Should My Student take the Alternate Assessment | District Staff |

Contributing Factors

| Question | Yes | No |
|----------------------------------------------------------------------------------|-----------------------|----------------------------------|
| Did the district test fewer than 500 students total using statewide assessments? | <input type="radio"/> | <input checked="" type="radio"/> |
| Fewer than 8 students took MI-Access. | <input type="radio"/> | <input type="radio"/> |
| 8 or more students took MI-Access. | <input type="radio"/> | <input type="radio"/> |

| Question | Yes | No |
|--------------------------------------------------------------------------------------------------------------------------------------------------------------------------------------------------------------|-----------------------|----------------------------------|
| Did the district operate a center-based program or regional collaborative for students with significant cognitive impairments (serving students from in and outside of the district within a region or ISD)? | <input type="radio"/> | <input checked="" type="radio"/> |

Utilizing the Alternate Assessment data reports, complete the following table.

| Assessment Data Table | Number |
|--------------------------------------------------------|--------|
| Total Number of students tested overall | |
| Total Number of students tested with MI-Access | |
| Students in center-based program from outside district | |
| Adjusted Total | 0 |
| Adjusted Participation Number | 0 |
| Adjusted Rate | 0% |

Please describe other justification as it specifically relates to Covid-19 and the Coronavirus Pandemic:

Our overall testing numbers were down with roughly half of our student population being remote at the time of the 2021 assessment window. Our students who took the alternative assessments were in school for much of the year with smaller cohorts.

Please describe other justification:

| Projected Participation Rate 2021 | Number |
|--------------------------------------------------------------------------------------------------------------------------------------|--------|
| District's Projected Participation Rate for 2021 (per the response on the 2020 alternate assessment projected participation form) | 1.2% |

| Projected Participation Rate 2022 | Number |
|-------------------------------------------------------------------------------------------------------------|--------|
| Total Number of students enrolled in grades 3, 4, 5, 6, 7, 8, 11 | 1949 |
| Total number of students whose IEPs designate MI-Access for state summative assessments in any content area | 27 |
| Projected Participation Rate for 2022 | 1.4% |

| Audience | Topics and Method of Training | Date |
|------------|--------------------------------------------------------------------------------------------------------------------|----------|
| ELPS Staff | E-Mail to staff that includes state guidance and information to be provided to parents on alternative assessments. | 1/5/2022 |

| Question | Yes | No |
|--------------------------------------------------------------------------------------------------------------------------------------|-----------------------|----------------------------------|
| Did the member district receive notification from the ISD regarding disproportionality in participation in the alternate assessment? | <input type="radio"/> | <input checked="" type="radio"/> |

| Question | Yes | No |
|------------------------------------------------------------------------------------------------------------------------------------------------------------------------------------------------------------------------------------|-----------------------|----------------------------------|
| Does the member district require additional resources and technical assistance from the ISD or MDE to ensure students are being assessed using the most appropriate state summative assessment tool based on the state guidelines? | <input type="radio"/> | <input checked="" type="radio"/> |

| Question | Yes | No |
|-----------------------------------------------------------------------------------------------------------------|----------------------------------|-----------------------|
| The member district IEP team members follow the state guidelines for participation in the alternate assessment. | <input checked="" type="radio"/> | <input type="radio"/> |
| The member district allows IEP team members to decide which students take an alternate assessment. | <input checked="" type="radio"/> | <input type="radio"/> |
| The member district addresses any issues of disproportionality in statewide assessment. | <input checked="" type="radio"/> | <input type="radio"/> |

Expanding on the starting to check for word clarity



Holt Public Schools (33070)

Instructions

This page uses data entered by Holt Public Schools (33070) for ISD review. ISDs may accept this district submission by clicking **Accept District Form**. Alternatively, ISDs may return this form for modifications by clicking **Return for Modifications**. When this form is accepted by the ISD, the applicable district information will need to be included in the ISD Summary Justification Form.

Data

Below are the 1% Participation Rates for Holt Public Schools (33070):

| Content Area | Total Tested | Alternate Tested | Spring 2021 Participation Rate |
|-----------------------|--------------|------------------|--------------------------------|
| English Language Arts | 1249 | 37 | 3 |
| Mathematics | 1249 | 36 | 2.9 |
| Science | 361 | 16 | 4.4 |
| Social Studies | 354 | 13 | 3.7 |

Professional Development Provided

| Question | Yes | No |
|-----------------------------------------------------------------------------------------------------------------------------------------------------------------------------|----------------------------------|-----------------------|
| Did the individualized education program (IEP) teams utilize the state guidelines for participation in the alternate assessment to make assessment participation decisions? | <input checked="" type="radio"/> | <input type="radio"/> |

Please list professional development, informational sessions, and technical assistance provided regarding the 1% Cap and/or assessment selection and participation for the 2020-2021 school year.

| Audience | Date Occurred | Topics and Method of Training | Delivered by |
|----------------------------------|---------------|---------------------------------------------------------------------------------------------------------------------------------------------------------------------------------------------------------------|----------------|
| Teachers administering MI-Access | 3/1/2020 | Throughout the month of March, we provided support to teachers who had students on their caseload that would be taking MI-Access regarding the decision making guidelines and test administration procedures. | District Staff |
| Special Education Teachers | 9/1/2020 | Throughout the school year, whenever an IEP team is considering selecting MI-Access, the team is sent the decision making guidelines to ensure required conversations take place and data is reviewed. | District Staff |

Contributing Factors

| Question | Yes | No |
|----------------------------------------------------------------------------------|----------------------------------|----------------------------------|
| Did the district test fewer than 500 students total using statewide assessments? | <input type="radio"/> | <input checked="" type="radio"/> |
| Fewer than 8 students took MI-Access. | <input type="radio"/> | <input checked="" type="radio"/> |
| 8 or more students took MI-Access. | <input checked="" type="radio"/> | <input type="radio"/> |

| Question | Yes | No |
|--------------------------------------------------------------------------------------------------------------------------------------------------------------------------------------------------------------|-----------------------|----------------------------------|
| Did the district operate a center-based program or regional collaborative for students with significant cognitive impairments (serving students from in and outside of the district within a region or ISD)? | <input type="radio"/> | <input checked="" type="radio"/> |

Utilizing the Alternate Assessment data reports, complete the following table.

| Assessment Data Table | Number |
|--------------------------------------------------------|--------|
| Total Number of students tested overall | |
| Total Number of students tested with MI-Access | |
| Students in center-based program from outside district | |
| Adjusted Total | 0 |
| Adjusted Participation Number | 0 |
| Adjusted Rate | 0% |

Please describe other justification as it specifically relates to Covid-19 and the Coronavirus Pandemic:

Holt Public Schools was providing face-to-face instruction in the spring of 2021, but also had a remote learning option for families who wanted to keep their students at home. Remote students were offered the opportunity to take state assessments. Many families denied the option. As such, our percentages for the 2020-21 school year are not an accurate reflection of what our data would've been under typical circumstances.

Please describe other justification:

Holt Public Schools operates several basic classrooms for students with cognitive impairments and autism. There are school of choice students in these programs in addition to Holt residents. We have taken steps as a district to ensure students are being appropriately placed into these programs. Students in these programs whose instruction is aligned to the essential elements are the only students who are taking MI-Access, with the exception of one student. In this case, the student was found eligible as having a cognitive impairment but the IEP team determined it was in the student's best interest to finish the school year out in the student's neighborhood school with modified instruction and transition into the CI program the following school year.

2022 Projected Participation Rate

| Projected Participation Rate 2021 | Number |
|--------------------------------------------------------------------------------------------------------------------------------------|--------|
| District's Projected Participation Rate for 2021 (per the response on the 2020 alternate assessment projected participation form) | 1.9% |

Using students' IEP information, Michigan School Data System (MSDS), and other current data, complete the following table to calculate the 2022 projected participation rate.

| Projected Participation Rate 2022 | Number |
|-------------------------------------------------------------------------------------------------------------|--------|
| Total Number of students enrolled in grades 3, 4, 5, 6, 7, 8, 11 | 2695 |
| Total number of students whose IEPs designate MI-Access for state summative assessments in any content area | 30 |
| Projected Participation Rate for 2022 | 1.1% |

Local Plan

After reviewing all of the member district data for participation rates on the alternate assessment (MI-Access), detail below a summarized plan for providing professional development. This may include but is not limited to training on assessment selection, alternate assessment, alternate content standards, or planning for specialized instruction.

| Audience | Topics and Method of Training | Date |
|----------------------------|---------------------------------------------------------------------------------------------------------------|-----------|
| Special Education Teachers | State testing decision making matrix will be sent out to all special education teachers by e-mail for review. | 1/24/2022 |

Disproportionality

| Question | Yes | No |
|--------------------------------------------------------------------------------------------------------------------------------------|-----------------------|----------------------------------|
| Did the member district receive notification from the ISD regarding disproportionality in participation in the alternate assessment? | <input type="radio"/> | <input checked="" type="radio"/> |

Resources and Technical Assistance

| Question | Yes | No |
|------------------------------------------------------------------------------------------------------------------------------------------------------------------------------------------------------------------------------------|-----------------------|----------------------------------|
| Does the member district require additional resources and technical assistance from the ISD or MDE to ensure students are being assessed using the most appropriate state summative assessment tool based on the state guidelines? | <input type="radio"/> | <input checked="" type="radio"/> |

Please detail the need for additional resources and technical assistance.

Assurances

Please provide the following assurances.

| Question | Yes | No |
|-----------------------------------------------------------------------------------------------------------------|----------------------------------|-----------------------|
| The member district IEP team members follow the state guidelines for participation in the alternate assessment. | <input checked="" type="radio"/> | <input type="radio"/> |
| The member district allows IEP team members to decide which students take an alternate assessment. | <input checked="" type="radio"/> | <input type="radio"/> |
| The member district addresses any issues of disproportionality in statewide assessment. | <input checked="" type="radio"/> | <input type="radio"/> |

District Comments

We have also worked to increase resource program options in our district in an effort to reduce the number of students placed in CI programs, and therefore, taking MI-Access.

ISD Comments

(required if ISD is returning to district for modifications)



Lansing Charter Academy (33910)

Instructions

This page uses data entered by Lansing Charter Academy (33910) for ISD review. ISDs may accept this district submission by clicking **Accept District Form**. Alternatively, ISDs may return this form for modifications by clicking **Return for Modifications**. When this form is accepted by the ISD, the applicable district information will need to be included in the ISD Summary Justification Form.

Data

Below are the 1% Participation Rates for Lansing Charter Academy (33910):

| Content Area | Total Tested | Alternate Tested | Spring 2021 Participation Rate |
|-----------------------|--------------|------------------|--------------------------------|
| English Language Arts | 241 | 3 | 1.2 |
| Mathematics | 238 | 3 | 1.3 |
| Science | 81 | 0 | 0 |
| Social Studies | 83 | 2 | 2.4 |

Professional Development Provided

| Question | Yes | No |
|-----------------------------------------------------------------------------------------------------------------------------------------------------------------------------|----------------------------------|-----------------------|
| Did the individualized education program (IEP) teams utilize the state guidelines for participation in the alternate assessment to make assessment participation decisions? | <input checked="" type="radio"/> | <input type="radio"/> |

Please list professional development, informational sessions, and technical assistance provided regarding the 1% Cap and/or assessment selection and participation for the 2020-2021 school year.

| Audience | Date Occurred | Topics and Method of Training | Delivered by |
|---------------------|---------------|--------------------------------------------------------------------------------------------------------------------------------------------------------------------------------------------------------------------------------------------------------------------------|----------------|
| IEP Teams, SE Admin | 1/29/2021 | Team and leadership have been provided copy of the 'should my student take the alternative assessment' flowchart during the start of spring testing planning as well as when the team determined appropriate placement for curriculum when developing the students' IEP. | District Staff |
| IEP Teams, SE Admin | 10/26/2020 | District level data training for team to review process for determining alternative curriculum placement and data needed when making such a determination, including selection of MIACCESS determination for students. | District Staff |

Contributing Factors

| Question | Yes | No |
|----------------------------------------------------------------------------------|----------------------------------|----------------------------------|
| Did the district test fewer than 500 students total using statewide assessments? | <input checked="" type="radio"/> | <input type="radio"/> |
| Fewer than 8 students took MI-Access. | <input checked="" type="radio"/> | <input type="radio"/> |
| 8 or more students took MI-Access. | <input type="radio"/> | <input checked="" type="radio"/> |

| Question | Yes | No |
|--------------------------------------------------------------------------------------------------------------------------------------------------------------------------------------------------------------|-----------------------|----------------------------------|
| Did the district operate a center-based program or regional collaborative for students with significant cognitive impairments (serving students from in and outside of the district within a region or ISD)? | <input type="radio"/> | <input checked="" type="radio"/> |

Utilizing the Alternate Assessment data reports, complete the following table.

| Assessment Data Table | Number |
|--------------------------------------------------------|--------|
| Total Number of students tested overall | |
| Total Number of students tested with MI-Access | |
| Students in center-based program from outside district | |
| Adjusted Total | 0 |
| Adjusted Participation Number | 0 |
| Adjusted Rate | 0% |

Please describe other justification as it specifically relates to Covid-19 and the Coronavirus Pandemic:

Please describe other justification:

Three students were assessed. With an enrollment of less than 300 students taking the Alternative Assessment, our percentage is above 1%

2022 Projected Participation Rate

| Projected Participation Rate 2021 | Number |
|--------------------------------------------------------------------------------------------------------------------------------------|--------|
| District's Projected Participation Rate for 2021 (per the response on the 2020 alternate assessment projected participation form) | 1.4% |

Using students' IEP information, Michigan School Data System (MSDS), and other current data, complete the following table to calculate the 2022 projected participation rate.

| Projected Participation Rate 2022 | Number |
|-------------------------------------------------------------------------------------------------------------|--------|
| Total Number of students enrolled in grades 3, 4, 5, 6, 7, 8, 11 | 257 |
| Total number of students whose IEPs designate MI-Access for state summative assessments in any content area | 3 |
| Projected Participation Rate for 2022 | 1.2% |

Local Plan

After reviewing all of the member district data for participation rates on the alternate assessment (MI-Access), detail below a summarized plan for providing professional development. This may include but is not limited to training on assessment selection, alternate assessment, alternate content standards, or planning for specialized instruction.

| Audience | Topics and Method of Training | Date |
|----------------------|----------------------------------------------------------------------------------------------------------------------------------------------------------------------------------------------------------------------------------------------------------------------------------|-----------|
| SE Team and SE Admin | Continued training for all staff in SE and administration for MIACCESS training when making a determination for MIACCESS placement. Team will follow state training video on 'how to determine if your child will take MIACCESS' and will utilize the flowchart provided by MDE. | 2/11/2022 |
| SE Team and SE Admin | Data analysis of all current students who have taken MIACCESS and who are scheduled to take MIACCESS in the spring to ensure students are appropriately placed for alternative assessment. | 3/4/2022 |

Disproportionality

| Question | Yes | No |
|--------------------------------------------------------------------------------------------------------------------------------------|-----------------------|----------------------------------|
| Did the member district receive notification from the ISD regarding disproportionality in participation in the alternate assessment? | <input type="radio"/> | <input checked="" type="radio"/> |

Resources and Technical Assistance

| Question | Yes | No |
|------------------------------------------------------------------------------------------------------------------------------------------------------------------------------------------------------------------------------------|-----------------------|----------------------------------|
| Does the member district require additional resources and technical assistance from the ISD or MDE to ensure students are being assessed using the most appropriate state summative assessment tool based on the state guidelines? | <input type="radio"/> | <input checked="" type="radio"/> |

Please detail the need for additional resources and technical assistance.

Assurances

Please provide the following assurances.

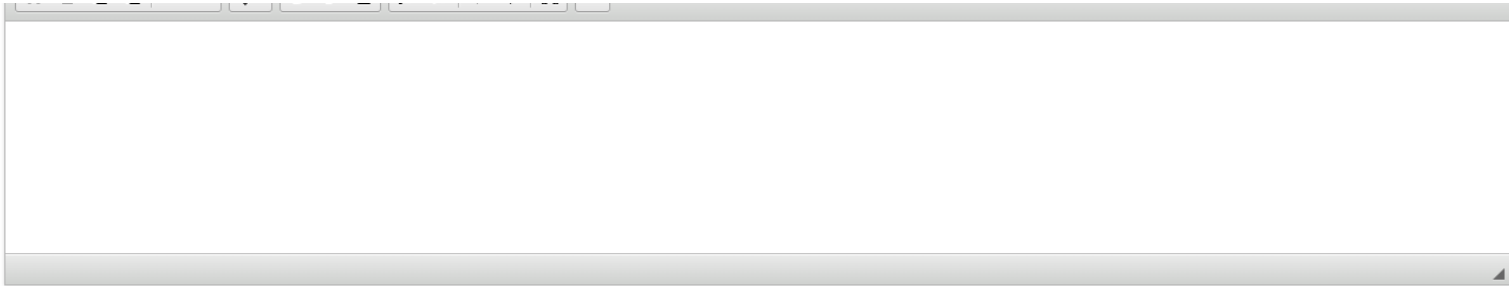
| Question | Yes | No |
|-----------------------------------------------------------------------------------------------------------------|----------------------------------|-----------------------|
| The member district IEP team members follow the state guidelines for participation in the alternate assessment. | <input checked="" type="radio"/> | <input type="radio"/> |
| The member district allows IEP team members to decide which students take an alternate assessment. | <input checked="" type="radio"/> | <input type="radio"/> |
| The member district addresses any issues of disproportionality in statewide assessment. | <input checked="" type="radio"/> | <input type="radio"/> |

District Comments

Lansing Charter engages in ongoing discussion, training and review of Alternative Assessment and Curriculum consideration to ensure appropriate LRE and placement.

ISD Comments

(required if ISD is returning to district for modifications)



Leslie Public Schools (33100)

Instructions

This page uses data entered by Leslie Public Schools (33100) for ISD review. ISDs may accept this district submission by clicking **Accept District Form**. Alternatively, ISDs may return this form for modifications by clicking **Return for Modifications**. When this form is accepted by the ISD, the applicable district information will need to be included in the ISD Summary Justification Form.

Data

Below are the 1% Participation Rates for Leslie Public Schools (33100):

| Content Area | Total Tested | Alternate Tested | Spring 2021 Participation Rate |
|-----------------------|--------------|------------------|--------------------------------|
| English Language Arts | 458 | 3 | 0.7 |
| Mathematics | 460 | 3 | 0.7 |
| Science | 218 | 3 | 1.4 |
| Social Studies | 220 | 3 | 1.4 |

Professional Development Provided

| Question | Yes | No |
|-----------------------------------------------------------------------------------------------------------------------------------------------------------------------------|----------------------------------|-----------------------|
| Did the individualized education program (IEP) teams utilize the state guidelines for participation in the alternate assessment to make assessment participation decisions? | <input checked="" type="radio"/> | <input type="radio"/> |

Please list professional development, informational sessions, and technical assistance provided regarding the 1% Cap and/or assessment selection and participation for the 2020-2021 school year.

| Audience | Date Occurred | Topics and Method of Training | Delivered by |
|----------------------------------|---------------|---------------------------------------------------------------------------------|----------------|
| District Special Education Staff | 8/18/2020 | Assessments and assessment decision making tree virtual meeting through Zoom. | District Staff |
| District Special Education Staff | 3/9/2021 | Revisited decision making tree process as part of training on writing IEP goals | ISD Staff |

Contributing Factors

| Question | Yes | No |
|----------------------------------------------------------------------------------|----------------------------------|----------------------------------|
| Did the district test fewer than 500 students total using statewide assessments? | <input checked="" type="radio"/> | <input type="radio"/> |
| Fewer than 8 students took MI-Access. | <input checked="" type="radio"/> | <input type="radio"/> |
| 8 or more students took MI-Access. | <input type="radio"/> | <input checked="" type="radio"/> |

| Question | Yes | No |
|--------------------------------------------------------------------------------------------------------------------------------------------------------------------------------------------------------------|-----------------------|----------------------------------|
| Did the district operate a center-based program or regional collaborative for students with significant cognitive impairments (serving students from in and outside of the district within a region or ISD)? | <input type="radio"/> | <input checked="" type="radio"/> |

Utilizing the Alternate Assessment data reports, complete the following table.

| Assessment Data Table | Number |
|--------------------------------------------------------|--------|
| Total Number of students tested overall | |
| Total Number of students tested with MI-Access | |
| Students in center-based program from outside district | |
| Adjusted Total | 0 |
| Adjusted Participation Number | 0 |
| Adjusted Rate | 0% |

Please describe other justification as it specifically relates to Covid-19 and the Coronavirus Pandemic:

Leslie Public Schools offered two platforms for education in the 2020-2021 school year, a face-to-face option and virtual option, with all students attending virtually on Wednesdays. A large portion of our face-to-face students did take attend and participate in assessments, but a large portion of our virtual students did not attend for state assessments. Therefore, our numbers of students assessed was lower than our student population. Our percentage of students that participated in MI-Access appears high, but in reality, it is not. This is due to the lower numbers of students assessed. LPS only had 3 students take MI-Access in entire district, all of which happened to be students that were face-to-face and in 11th grade. Those three students are taking the appropriate assessment and are on our course of study to earn a certificate of completion because of the alternate curriculum that they are enrolled in. The data that is being interpreted is clearly a result of the pandemic and not an issue of taking the appropriate assessments.

Please describe other justification:

Please describe other justification.

I believe this to be a Covid-19/pandemic issue and not a systemic issue for student assessment.

2022 Projected Participation Rate

| Projected Participation Rate 2021 | Number |
|--------------------------------------------------------------------------------------------------------------------------------------|--------|
| District's Projected Participation Rate for 2021 (per the response on the 2020 alternate assessment projected participation form) | 0.7% |

Using students' IEP information, Michigan School Data System (MSDS), and other current data, complete the following table to calculate the 2022 projected participation rate.

| Projected Participation Rate 2022 | Number |
|-------------------------------------------------------------------------------------------------------------|--------|
| Total Number of students enrolled in grades 3, 4, 5, 6, 7, 8, 11 | 562 |
| Total number of students whose IEPs designate MI-Access for state summative assessments in any content area | 3 |
| Projected Participation Rate for 2022 | 0.5% |

Local Plan

After reviewing all of the member district data for participation rates on the alternate assessment (MI-Access), detail below a summarized plan for providing professional development. This may include but is not limited to training on assessment selection, alternate assessment, alternate content standards, or planning for specialized instruction.

| Audience | Topics and Method of Training | Date |
|-------------------------|----------------------------------------------------|----------|
| Special Education Staff | Review assessment protocol and determination tree. | 3/8/2022 |

Disproportionality

| Question | Yes | No |
|--------------------------------------------------------------------------------------------------------------------------------------|-----------------------|----------------------------------|
| Did the member district receive notification from the ISD regarding disproportionality in participation in the alternate assessment? | <input type="radio"/> | <input checked="" type="radio"/> |

Resources and Technical Assistance

| Question | Yes | No |
|------------------------------------------------------------------------------------------------------------------------------------------------------------------------------------------------------------------------------------|-----------------------|----------------------------------|
| Does the member district require additional resources and technical assistance from the ISD or MDE to ensure students are being assessed using the most appropriate state summative assessment tool based on the state guidelines? | <input type="radio"/> | <input checked="" type="radio"/> |

Please detail the need for additional resources and technical assistance.

Assurances

Please provide the following assurances.


| Question | Yes | No |
|-----------------------------------------------------------------------------------------------------------------|----------------------------------|-----------------------|
| The member district IEP team members follow the state guidelines for participation in the alternate assessment. | <input checked="" type="radio"/> | <input type="radio"/> |
| The member district allows IEP team members to decide which students take an alternate assessment. | <input checked="" type="radio"/> | <input type="radio"/> |
| The member district addresses any issues of disproportionality in statewide assessment. | <input checked="" type="radio"/> | <input type="radio"/> |

District Comments

ISD Comments

(required if ISD is returning to district for modifications)





Mid-Michigan Leadership Academy (33904)

Instructions

This page uses data entered by Mid-Michigan Leadership Academy (33904) for ISD review. ISDs may accept this district submission by clicking **Accept District Form**. Alternatively, ISDs may return this form for modifications by clicking **Return for Modifications**. When this form is accepted by the ISD, the applicable district information will need to be included in the ISD Summary Justification Form.

Data

Below are the 1% Participation Rates for Mid-Michigan Leadership Academy (33904):

| Content Area | Total Tested | Alternate Tested | Spring 2021 Participation Rate |
|-----------------------|--------------|------------------|--------------------------------|
| English Language Arts | 254 | 7 | 2.8 |
| Mathematics | 254 | 7 | 2.8 |
| Science | 68 | 0 | 0 |
| Social Studies | 75 | 7 | 9.3 |

Professional Development Provided

| Question | Yes | No |
|-----------------------------------------------------------------------------------------------------------------------------------------------------------------------------|----------------------------------|-----------------------|
| Did the individualized education program (IEP) teams utilize the state guidelines for participation in the alternate assessment to make assessment participation decisions? | <input checked="" type="radio"/> | <input type="radio"/> |

Please list professional development, informational sessions, and technical assistance provided regarding the 1% Cap and/or assessment selection and participation for the 2020-2021 school year.

| Audience | Date Occurred | Topics and Method of Training | Delivered by |
|---------------------------|---------------|-------------------------------|-------------------------------|
| Administrators | 3/31/2021 | Administering M-Step and PSAT | Other College Board Manual |
| Special Education Teacher | 3/31/2021 | Modules for proctors | District Staff |
| Paraprofessionals | 3/31/2021 | Modules for proctors | District Staff |

Contributing Factors

| Question | Yes | No |
|----------------------------------------------------------------------------------|----------------------------------|----------------------------------|
| Did the district test fewer than 500 students total using statewide assessments? | <input checked="" type="radio"/> | <input type="radio"/> |
| Fewer than 8 students took MI-Access. | <input checked="" type="radio"/> | <input type="radio"/> |
| 8 or more students took MI-Access. | <input type="radio"/> | <input checked="" type="radio"/> |

| Question | Yes | No |
|--------------------------------------------------------------------------------------------------------------------------------------------------------------------------------------------------------------|-----------------------|----------------------------------|
| Did the district operate a center-based program or regional collaborative for students with significant cognitive impairments (serving students from in and outside of the district within a region or ISD)? | <input type="radio"/> | <input checked="" type="radio"/> |

Utilizing the Alternate Assessment data reports, complete the following table.

| Assessment Data Table | Number |
|--------------------------------------------------------|--------|
| Total Number of students tested overall | |
| Total Number of students tested with MI-Access | |
| Students in center-based program from outside district | |
| Adjusted Total | 0 |
| Adjusted Participation Number | 0 |
| Adjusted Rate | 0% |

Please describe other justification as it specifically relates to Covid-19 and the Coronavirus Pandemic:

At the time of Fall training, our district was dealing with high numbers of staff turnover and being hybrid. Focus on who would train and initiate M-STEP testing was delayed.

Please describe other justification:

Because of the 2020 state testing being cancelled due to the COVID Pandemic, there was uncertainty as to whether assessments would be waived due to the high numbers of districts remaining virtual. We were one of two districts that was hybrid.

2022 Projected Participation Rate

| Projected Participation Rate 2021 | Number |
|--------------------------------------------------------------------------------------------------------------------------------------|--------|
| District's Projected Participation Rate for 2021 (per the response on the 2020 alternate assessment projected participation form) | 0% |

Using students' IEP information, Michigan School Data System (MSDS), and other current data, complete the following table to calculate the 2022 projected participation rate.

| Projected Participation Rate 2022 | Number |
|-------------------------------------------------------------------------------------------------------------|--------|
| Total Number of students enrolled in grades 3, 4, 5, 6, 7, 8, 11 | 275 |
| Total number of students whose IEPs designate MI-Access for state summative assessments in any content area | 1 |
| Projected Participation Rate for 2022 | 0.4% |

Local Plan

After reviewing all of the member district data for participation rates on the alternate assessment (MI-Access), detail below a summarized plan for providing professional development. This may include but is not limited to training on assessment selection, alternate assessment, alternate content standards, or planning for specialized instruction.

| Audience | Topics and Method of Training | Date |
|--------------------------------|----------------------------------------------------------------------------------|-----------|
| Administrators | Coordinator training modules online and training manual. | 1/28/2022 |
| Special Education /ELL TEacher | Training modules for proctoring, alternate assessments administering M-Step/PSAT | 3/18/2022 |
| Paraprofessionals | Training modules for proctoring and administering M-Step/PSAT | 3/18/2022 |

Disproportionality

| Question | Yes | No |
|--------------------------------------------------------------------------------------------------------------------------------------|-----------------------|----------------------------------|
| Did the member district receive notification from the ISD regarding disproportionality in participation in the alternate assessment? | <input type="radio"/> | <input checked="" type="radio"/> |

Resources and Technical Assistance

| Question | Yes | No |
|------------------------------------------------------------------------------------------------------------------------------------------------------------------------------------------------------------------------------------|----------------------------------|-----------------------|
| Does the member district require additional resources and technical assistance from the ISD or MDE to ensure students are being assessed using the most appropriate state summative assessment tool based on the state guidelines? | <input checked="" type="radio"/> | <input type="radio"/> |

Please detail the need for additional resources and technical assistance.

Additional resources that would be beneficial could possibly be training modules available so that we know we are using the most appropriate state summative assessment tool based on the state guidelines. These modules can be accessed at a time that is appropriate for the individual or group of individuals for ease of use.

Assurances

Please provide the following assurances.

| Question | Yes | No |
|-----------------------------------------------------------------------------------------------------------------|----------------------------------|-----------------------|
| The member district IEP team members follow the state guidelines for participation in the alternate assessment. | <input checked="" type="radio"/> | <input type="radio"/> |
| The member district allows IEP team members to decide which students take an alternate assessment. | <input checked="" type="radio"/> | <input type="radio"/> |
| The member district addresses any issues of disproportionality in statewide assessment. | <input checked="" type="radio"/> | <input type="radio"/> |

District Comments

ISD Comments

(required if ISD is returning to district for modifications)

Ingham ISD will provide technical assistance and training for the staff at MMLA.

Okemos Public Schools (33170)

Instructions

This page uses data entered by Okemos Public Schools (33170) for ISD review. ISDs may accept this district submission by clicking **Accept District Form**. Alternatively, ISDs may return this form for modifications by clicking **Return for Modifications**. When this form is accepted by the ISD, the applicable district information will need to be included in the ISD Summary Justification Form.

Data

Below are the 1% Participation Rates for Okemos Public Schools (33170):

| Content Area | Total Tested | Alternate Tested | Spring 2021 Participation Rate |
|-----------------------|--------------|------------------|--------------------------------|
| English Language Arts | 1495 | 23 | 1.5 |
| Mathematics | 1480 | 22 | 1.5 |
| Science | 509 | 6 | 1.2 |
| Social Studies | 510 | 6 | 1.2 |

Professional Development Provided

| Question | Yes | No |
|-----------------------------------------------------------------------------------------------------------------------------------------------------------------------------|----------------------------------|-----------------------|
| Did the individualized education program (IEP) teams utilize the state guidelines for participation in the alternate assessment to make assessment participation decisions? | <input checked="" type="radio"/> | <input type="radio"/> |

Please list professional development, informational sessions, and technical assistance provided regarding the 1% Cap and/or assessment selection and participation for the 2020-2021 school year.

| Audience | Date Occurred | Topics and Method of Training | Delivered by |
|----------------------------|---------------|--------------------------------------------------------------------------------------------------------------------------------------------------------------------------------------------------------------------------------------------------------------------------------------------------|----------------|
| Special Education Teachers | 1/11/2021 | A memo was sent to all special education staff to remind them to utilize the MDE guidance document when determining which students should be taking the alternative assessment. The MDE guidance document titled "Should my Student Take the Alternative Assessment" was included with the memo. | District Staff |
| Building Principals | 1/11/2021 | A memo was sent to all building principals to remind them to utilize the MDE guidance document when determining which students should be taking the alternative assessment. The MDE guidance document titled "Should my Student Take the Alternative Assessment" was included with the memo. | District Staff |

Contributing Factors

| Question | Yes | No |
|----------------------------------------------------------------------------------|----------------------------------|----------------------------------|
| Did the district test fewer than 500 students total using statewide assessments? | <input type="radio"/> | <input checked="" type="radio"/> |
| Fewer than 8 students took MI-Access. | <input type="radio"/> | <input checked="" type="radio"/> |
| 8 or more students took MI-Access. | <input checked="" type="radio"/> | <input type="radio"/> |

| Question | Yes | No |
|--------------------------------------------------------------------------------------------------------------------------------------------------------------------------------------------------------------|-----------------------|----------------------------------|
| Did the district operate a center-based program or regional collaborative for students with significant cognitive impairments (serving students from in and outside of the district within a region or ISD)? | <input type="radio"/> | <input checked="" type="radio"/> |

Utilizing the Alternate Assessment data reports, complete the following table.

| Assessment Data Table | Number |
|--------------------------------------------------------|--------|
| Total Number of students tested overall | |
| Total Number of students tested with MI-Access | |
| Students in center-based program from outside district | |
| Adjusted Total | 0 |
| Adjusted Participation Number | 0 |
| Adjusted Rate | 0% |

Please describe other justification as it specifically relates to Covid-19 and the Coronavirus Pandemic:

NA

Please describe other justification:

We have multiple classrooms for students with Cognitive Impairments in our district. We strive to keep our students in programs within our local district versus placing in them in center based or regional programs. The students in our programs for students with Cognitive Impairments do meet the criteria provide in the MDE guidance for taking the alternative assessment.

2022 Projected Participation Rate

| Projected Participation Rate 2021 | Number |
|--------------------------------------------------------------------------------------------------------------------------------------|--------|
| District's Projected Participation Rate for 2021 (per the response on the 2020 alternate assessment projected participation form) | 1% |

Using students' IEP information, Michigan School Data System (MSDS), and other current data, complete the following table to calculate the 2022 projected participation rate.

| Projected Participation Rate 2022 | Number |
|-------------------------------------------------------------------------------------------------------------|--------|
| Total Number of students enrolled in grades 3, 4, 5, 6, 7, 8, 11 | 3129 |
| Total number of students whose IEPs designate MI-Access for state summative assessments in any content area | 26 |
| Projected Participation Rate for 2022 | 0.8% |

Local Plan

After reviewing all of the member district data for participation rates on the alternate assessment (MI-Access), detail below a summarized plan for providing professional development. This may include but is not limited to training on assessment selection, alternate assessment, alternate content standards, or planning for specialized instruction.

| Audience | Topics and Method of Training | Date |
|----------------------------------------------|------------------------------------------------------------------------------------------------------------------------------------------------------------------------------------------------------------------------------------------------------------------------------------------------|-----------|
| Special Education Staff, Building Principals | A memo will be sent to all special education staff and building principals along with the MDE guidance document "Should my Student Take the Alternative Assessment" in order to remind staff of the data they should use when determining if a student should take the alternative assessment. | 1/31/2022 |

Disproportionality

| Question | Yes | No |
|--------------------------------------------------------------------------------------------------------------------------------------|-----------------------|----------------------------------|
| Did the member district receive notification from the ISD regarding disproportionality in participation in the alternate assessment? | <input type="radio"/> | <input checked="" type="radio"/> |

Resources and Technical Assistance

| Question | Yes | No |
|------------------------------------------------------------------------------------------------------------------------------------------------------------------------------------------------------------------------------------|-----------------------|----------------------------------|
| Does the member district require additional resources and technical assistance from the ISD or MDE to ensure students are being assessed using the most appropriate state summative assessment tool based on the state guidelines? | <input type="radio"/> | <input checked="" type="radio"/> |

Please detail the need for additional resources and technical assistance.

| |
|--|
| |
|--|

Assurances

Please provide the following assurances.


| Question | Yes | No |
|-----------------------------------------------------------------------------------------------------------------|----------------------------------|-----------------------|
| The member district IEP team members follow the state guidelines for participation in the alternate assessment. | <input checked="" type="radio"/> | <input type="radio"/> |
| The member district allows IEP team members to decide which students take an alternate assessment. | <input checked="" type="radio"/> | <input type="radio"/> |
| The member district addresses any issues of disproportionality in statewide assessment. | <input checked="" type="radio"/> | <input type="radio"/> |

District Comments

| |
|--|
| |
|--|

ISD Comments

(required if ISD is returning to district for modifications)



Waverly Community Schools (33215)

Instructions

This page uses data entered by Waverly Community Schools (33215) for ISD review. ISDs may accept this district submission by clicking **Accept District Form**. Alternatively, ISDs may return this form for modifications by clicking **Return for Modifications**. When this form is accepted by the ISD, the applicable district information will need to be included in the ISD Summary Justification Form.

Data

Below are the 1% Participation Rates for Waverly Community Schools (33215):

| Content Area | Total Tested | Alternate Tested | Spring 2021 Participation Rate |
|-----------------------|--------------|------------------|--------------------------------|
| English Language Arts | 343 | 23 | 6.7 |
| Mathematics | 345 | 20 | 5.8 |
| Science | 36 | 9 | 25 |
| Social Studies | 27 | 2 | 7.4 |

Professional Development Provided

| Question | Yes | No |
|-----------------------------------------------------------------------------------------------------------------------------------------------------------------------------|----------------------------------|-----------------------|
| Did the individualized education program (IEP) teams utilize the state guidelines for participation in the alternate assessment to make assessment participation decisions? | <input checked="" type="radio"/> | <input type="radio"/> |

Please list professional development, informational sessions, and technical assistance provided regarding the 1% Cap and/or assessment selection and participation for the 2020-2021 school year.

| Audience | Date Occurred | Topics and Method of Training | Delivered by |
|-----------------------------------|---------------|-------------------------------------------------------------------------------------------------|----------------|
| Certified Special Education Staff | 1/12/2021 | Shared the flow chart with all staff about how to determine when to use alternative assessment. | District Staff |
| Certified Special Education Staff | 11/19/2021 | Shared the flow chart with all staff about how to determine when to use alternative assessment. | District Staff |

Contributing Factors

| Question | Yes | No |
|----------------------------------------------------------------------------------|----------------------------------|----------------------------------|
| Did the district test fewer than 500 students total using statewide assessments? | <input checked="" type="radio"/> | <input type="radio"/> |
| Fewer than 8 students took MI-Access. | <input type="radio"/> | <input checked="" type="radio"/> |
| 8 or more students took MI-Access. | <input checked="" type="radio"/> | <input type="radio"/> |

| Question | Yes | No |
|--------------------------------------------------------------------------------------------------------------------------------------------------------------------------------------------------------------|-----------------------|----------------------------------|
| Did the district operate a center-based program or regional collaborative for students with significant cognitive impairments (serving students from in and outside of the district within a region or ISD)? | <input type="radio"/> | <input checked="" type="radio"/> |

Utilizing the Alternate Assessment data reports, complete the following table.

| Assessment Data Table | Number |
|--------------------------------------------------------|--------|
| Total Number of students tested overall | |
| Total Number of students tested with MI-Access | |
| Students in center-based program from outside district | |
| Adjusted Total | 0 |
| Adjusted Participation Number | 0 |
| Adjusted Rate | 0% |

Please describe other justification as it specifically relates to Covid-19 and the Coronavirus Pandemic:

The majority of our district students were virtual during state assessments in spring of 2021. The only students we had in person were our students who needed greater support and were therefore largely our students who take the alternative assessment. They then took their assessments while in school in person. The only students who took the general assessment were those whose families chose to bring them into district just to take the assessment and unfortunately, it wasn't many.

Please describe other justification:

Waverly has thoroughly trained staff annually on how to determine which assessment is most appropriate for each student. In addition, we have created flowcharts to ensure staff are only being placed in our more restrictive programming after many other strategies and supports have been tried to ensure we offer each child LRE.

2022 Projected Participation Rate

| Projected Participation Rate 2021 | Number |
|--------------------------------------------------------------------------------------------------------------------------------------|--------|
| District's Projected Participation Rate for 2021 (per the response on the 2020 alternate assessment projected participation form) | 1.7% |

Using students' IEP information, Michigan School Data System (MSDS), and other current data, complete the following table to calculate the 2022 projected participation rate.

| Projected Participation Rate 2022 | Number |
|-------------------------------------------------------------------------------------------------------------|--------|
| Total Number of students enrolled in grades 3, 4, 5, 6, 7, 8, 11 | 1526 |
| Total number of students whose IEPs designate MI-Access for state summative assessments in any content area | 34 |
| Projected Participation Rate for 2022 | 2.2% |

Local Plan

After reviewing all of the member district data for participation rates on the alternate assessment (MI-Access), detail below a summarized plan for providing professional development. This may include but is not limited to training on assessment selection, alternate assessment, alternate content standards, or planning for specialized instruction.

| Audience | Topics and Method of Training | Date |
|------------------------------------------------------------------------------------------------------------------|--------------------------------------------------------------------------------------------------------------------------------------------------------------------------------------------------------------|-----------|
| Building Special education department chairs along with teachers in our ASD, CI, and Intensive resource teachers | Review our flowchart of determining which assessment is appropriate and the flowchart for determining when it is appropriate to increase students' special education services/programs and still ensure LRE. | 2/18/2022 |

Disproportionality

| Question | Yes | No |
|--------------------------------------------------------------------------------------------------------------------------------------|-----------------------|----------------------------------|
| Did the member district receive notification from the ISD regarding disproportionality in participation in the alternate assessment? | <input type="radio"/> | <input checked="" type="radio"/> |

Resources and Technical Assistance

| Question | Yes | No |
|------------------------------------------------------------------------------------------------------------------------------------------------------------------------------------------------------------------------------------|-----------------------|----------------------------------|
| Does the member district require additional resources and technical assistance from the ISD or MDE to ensure students are being assessed using the most appropriate state summative assessment tool based on the state guidelines? | <input type="radio"/> | <input checked="" type="radio"/> |

Please detail the need for additional resources and technical assistance.

Assurances

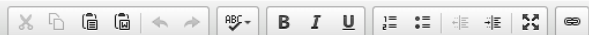
Please provide the following assurances.

| Question | Yes | No |
|-----------------------------------------------------------------------------------------------------------------|----------------------------------|-----------------------|
| The member district IEP team members follow the state guidelines for participation in the alternate assessment. | <input checked="" type="radio"/> | <input type="radio"/> |
| The member district allows IEP team members to decide which students take an alternate assessment. | <input checked="" type="radio"/> | <input type="radio"/> |
| The member district addresses any issues of disproportionality in statewide assessment. | <input checked="" type="radio"/> | <input type="radio"/> |

District Comments

ISD Comments

(required if ISD is returning to district for modifications)





Webberville Community Schools (33220)

Instructions

This page uses data entered by Webberville Community Schools (33220) for ISD review. ISDs may accept this district submission by clicking **Accept District Form**. Alternatively, ISDs may return this form for modifications by clicking **Return for Modifications**. When this form is accepted by the ISD, the applicable district information will need to be included in the ISD Summary Justification Form.

Data

Below are the 1% Participation Rates for Webberville Community Schools (33220):

| Content Area | Total Tested | Alternate Tested | Spring 2021 Participation Rate |
|-----------------------|--------------|------------------|--------------------------------|
| English Language Arts | 221 | 4 | 1.8 |
| Mathematics | 218 | 4 | 1.8 |
| Science | 92 | 0 | 0 |
| Social Studies | 91 | 0 | 0 |

Professional Development Provided

| Question | Yes | No |
|-----------------------------------------------------------------------------------------------------------------------------------------------------------------------------|----------------------------------|-----------------------|
| Did the individualized education program (IEP) teams utilize the state guidelines for participation in the alternate assessment to make assessment participation decisions? | <input checked="" type="radio"/> | <input type="radio"/> |

Please list professional development, informational sessions, and technical assistance provided regarding the 1% Cap and/or assessment selection and participation for the 2020-2021 school year.

| Audience | Date Occurred | Topics and Method of Training | Delivered by |
|-------------------------|---------------|----------------------------------------------------------------------------------------------------|--------------|
| Special Education Staff | 9/1/2021 | Ongoing ISD Support; Training materials posted on accessible website for selection of assessments. | ISD Staff |
| Special Education Staff | 1/27/2022 | District support with discussion of selection tools | ISD Staff |

Contributing Factors

| Question | Yes | No |
|----------------------------------------------------------------------------------|----------------------------------|----------------------------------|
| Did the district test fewer than 500 students total using statewide assessments? | <input checked="" type="radio"/> | <input type="radio"/> |
| Fewer than 8 students took MI-Access. | <input checked="" type="radio"/> | <input type="radio"/> |
| 8 or more students took MI-Access. | <input type="radio"/> | <input checked="" type="radio"/> |

| Question | Yes | No |
|--------------------------------------------------------------------------------------------------------------------------------------------------------------------------------------------------------------|-----------------------|----------------------------------|
| Did the district operate a center-based program or regional collaborative for students with significant cognitive impairments (serving students from in and outside of the district within a region or ISD)? | <input type="radio"/> | <input checked="" type="radio"/> |

Utilizing the Alternate Assessment data reports, complete the following table.

| Assessment Data Table | Number |
|--------------------------------------------------------|--------|
| Total Number of students tested overall | |
| Total Number of students tested with MI-Access | |
| Students in center-based program from outside district | |
| Adjusted Total | 0 |
| Adjusted Participation Number | 0 |
| Adjusted Rate | 0% |

Please describe other justification as it specifically relates to Covid-19 and the Coronavirus Pandemic:

District does not operate center-based program. Students were in person for the majority of 2020-2021 SY.

Please describe other justification:

| |
|--|
| |
|--|

2022 Projected Participation Rate

| Projected Participation Rate 2021 | Number |
|--------------------------------------------------------------------------------------------------------------------------------------|--------|
| District's Projected Participation Rate for 2021 (per the response on the 2020 alternate assessment projected participation form) | 0.8% |

Using students' IEP information, Michigan School Data System (MSDS), and other current data, complete the following table to calculate the 2022 projected participation rate.

| Projected Participation Rate 2022 | Number |
|-------------------------------------------------------------------------------------------------------------|--------|
| Total Number of students enrolled in grades 3, 4, 5, 6, 7, 8, 11 | 153 |
| Total number of students whose IEPs designate MI-Access for state summative assessments in any content area | 4 |
| Projected Participation Rate for 2022 | 2.6% |

Local Plan

After reviewing all of the member district data for participation rates on the alternate assessment (MI-Access), detail below a summarized plan for providing professional development. This may include but is not limited to training on assessment selection, alternate assessment, alternate content standards, or planning for specialized instruction.

| Audience | Topics and Method of Training | Date |
|-----------------------------------------|-------------------------------------------------------------------------------------|----------|
| Special education staff, administration | Utilization of assessment selection tool. IEP development training. Summer training | 9/1/2022 |

Disproportionality

| Question | Yes | No |
|--------------------------------------------------------------------------------------------------------------------------------------|-----------------------|----------------------------------|
| Did the member district receive notification from the ISD regarding disproportionality in participation in the alternate assessment? | <input type="radio"/> | <input checked="" type="radio"/> |

Resources and Technical Assistance

| Question | Yes | No |
|------------------------------------------------------------------------------------------------------------------------------------------------------------------------------------------------------------------------------------|----------------------------------|-----------------------|
| Does the member district require additional resources and technical assistance from the ISD or MDE to ensure students are being assessed using the most appropriate state summative assessment tool based on the state guidelines? | <input checked="" type="radio"/> | <input type="radio"/> |

Please detail the need for additional resources and technical assistance.

Ongoing technical assistance and support from Ingham ISD

Assurances

Please provide the following assurances.

| Question | Yes | No |
|-----------------------------------------------------------------------------------------------------------------|----------------------------------|-----------------------|
| The member district IEP team members follow the state guidelines for participation in the alternate assessment. | <input checked="" type="radio"/> | <input type="radio"/> |
| The member district allows IEP team members to decide which students take an alternate assessment. | <input checked="" type="radio"/> | <input type="radio"/> |
| The member district addresses any issues of disproportionality in statewide assessment. | <input checked="" type="radio"/> | <input type="radio"/> |

District Comments

Ingham ISD will assist in reviewing IEPs of students with alternate assessment. Ingham ISD will support training in IEP development.

ISD Comments

(required if ISD is returning to district for modifications)

[illegible]



White Pine Academy (33906)

Instructions

This page uses data entered by White Pine Academy (33906) for ISD review. ISDs may accept this district submission by clicking **Accept District Form**. Alternatively, ISDs may return this form for modifications by clicking **Return for Modifications**. When this form is accepted by the ISD, the applicable district information will need to be included in the ISD Summary Justification Form.

Data

Below are the 1% Participation Rates for White Pine Academy (33906):

| Content Area | Total Tested | Alternate Tested | Spring 2021 Participation Rate |
|-----------------------|--------------|------------------|--------------------------------|
| English Language Arts | 47 | 2 | 4.3 |
| Mathematics | 47 | 2 | 4.3 |
| Science | 14 | 1 | 7.1 |
| Social Studies | 13 | 0 | 0 |

Professional Development Provided

| Question | Yes | No |
|-----------------------------------------------------------------------------------------------------------------------------------------------------------------------------|----------------------------------|-----------------------|
| Did the individualized education program (IEP) teams utilize the state guidelines for participation in the alternate assessment to make assessment participation decisions? | <input checked="" type="radio"/> | <input type="radio"/> |

Please list professional development, informational sessions, and technical assistance provided regarding the 1% Cap and/or assessment selection and participation for the 2020-2021 school year.

| Audience | Date Occurred | Topics and Method of Training | Delivered by |
|---------------------------|---------------|----------------------------------------------------------------------------------------------------------------------------------------------------------------------------------------------------------------------------------------------------------------------------------------------------------------|----------------|
| Special Education Teacher | 2/1/2021 | Discussed appropriateness of using M-Step or MI-Access for a student who was re-evaluated for an IEP; the student had previously taken the M-Step, but it was decided that the MI-Access would be more appropriate based on how the student did during the re-evaluation and her present level of functioning. | ISD Staff |
| Parents | 10/1/2020 | IEP Meeting; Discussion regarding continuing with MI-Access, as the student is working at a grade level much lower than his actual grade. | District Staff |

Contributing Factors

| Question | Yes | No |
|----------------------------------------------------------------------------------|----------------------------------|----------------------------------|
| Did the district test fewer than 500 students total using statewide assessments? | <input checked="" type="radio"/> | <input type="radio"/> |
| Fewer than 8 students took MI-Access. | <input checked="" type="radio"/> | <input type="radio"/> |
| 8 or more students took MI-Access. | <input type="radio"/> | <input checked="" type="radio"/> |

| Question | Yes | No |
|--------------------------------------------------------------------------------------------------------------------------------------------------------------------------------------------------------------|-----------------------|----------------------------------|
| Did the district operate a center-based program or regional collaborative for students with significant cognitive impairments (serving students from in and outside of the district within a region or ISD)? | <input type="radio"/> | <input checked="" type="radio"/> |

Utilizing the Alternate Assessment data reports, complete the following table.

| Assessment Data Table | Number |
|--------------------------------------------------------|--------|
| Total Number of students tested overall | |
| Total Number of students tested with MI-Access | |
| Students in center-based program from outside district | |
| Adjusted Total | 0 |
| Adjusted Participation Number | 0 |
| Adjusted Rate | 0% |

Please describe other justification as it specifically relates to Covid-19 and the Coronavirus Pandemic:

NA

Please describe other justification:

Please describe other justification.

Given that we have less than 100 students in our building, to be under the 1 % cap, no student would be able to take the MI-Access assessment. The students who take the MI-Access assessment had a decision made based on their current ability level compared to their grade level.

2022 Projected Participation Rate

| Projected Participation Rate 2021 | Number |
|--------------------------------------------------------------------------------------------------------------------------------------|--------|
| District's Projected Participation Rate for 2021 (per the response on the 2020 alternate assessment projected participation form) | 2.2% |

Using students' IEP information, Michigan School Data System (MSDS), and other current data, complete the following table to calculate the 2022 projected participation rate.

| Projected Participation Rate 2022 | Number |
|-------------------------------------------------------------------------------------------------------------|--------|
| Total Number of students enrolled in grades 3, 4, 5, 6, 7, 8, 11 | 28 |
| Total number of students whose IEPs designate MI-Access for state summative assessments in any content area | 2 |
| Projected Participation Rate for 2022 | 7.1% |

Local Plan

After reviewing all of the member district data for participation rates on the alternate assessment (MI-Access), detail below a summarized plan for providing professional development. This may include but is not limited to training on assessment selection, alternate assessment, alternate content standards, or planning for specialized instruction.

| Audience | Topics and Method of Training | Date |
|------------------------------------------|---------------------------------------------------------------------------------------------------------------------------------------------------------------------------------------------------------|----------|
| Principal and General Education Teachers | Assessment Training and Resources for Administration https://www.michigan.gov/mde/0,4615,7-140-22709_28463---,00.html | 2/1/2022 |
| Principal and General Education Teachers | MI-ACCESS Training Video https://www.michigan.gov/mde/0,4615,7-140-22709_28463---,00.html | 2/1/2022 |

Disproportionality

| Question | Yes | No |
|--------------------------------------------------------------------------------------------------------------------------------------|-----------------------|----------------------------------|
| Did the member district receive notification from the ISD regarding disproportionality in participation in the alternate assessment? | <input type="radio"/> | <input checked="" type="radio"/> |

Resources and Technical Assistance

| Question | Yes | No |
|------------------------------------------------------------------------------------------------------------------------------------------------------------------------------------------------------------------------------------|-----------------------|----------------------------------|
| Does the member district require additional resources and technical assistance from the ISD or MDE to ensure students are being assessed using the most appropriate state summative assessment tool based on the state guidelines? | <input type="radio"/> | <input checked="" type="radio"/> |

Please detail the need for additional resources and technical assistance.

Assurances

Please provide the following assurances.

| Question | Yes | No |
|-----------------------------------------------------------------------------------------------------------------|----------------------------------|-----------------------|
| The member district IEP team members follow the state guidelines for participation in the alternate assessment. | <input checked="" type="radio"/> | <input type="radio"/> |
| The member district allows IEP team members to decide which students take an alternate assessment. | <input checked="" type="radio"/> | <input type="radio"/> |
| The member district addresses any issues of disproportionality in statewide assessment. | <input checked="" type="radio"/> | <input type="radio"/> |

District Comments

White Pine Academy follows the "Should my student take the alternative assessment" guidelines when beginning the discussion regarding students taking the alternative assessment. This discussion is among the IEP team members then a discussion is made accordingly.

ISD Comments

(required if ISD is returning to district for modifications)



Williamston Community Schools (33230)

Instructions

This page uses data entered by Williamston Community Schools (33230) for ISD review. ISDs may accept this district submission by clicking **Accept District Form**. Alternatively, ISDs may return this form for modifications by clicking **Return for Modifications**. When this form is accepted by the ISD, the applicable district information will need to be included in the ISD Summary Justification Form.

Data

Below are the 1% Participation Rates for Williamston Community Schools (33230):

| Content Area | Total Tested | Alternate Tested | Spring 2021 Participation Rate |
|-----------------------|--------------|------------------|--------------------------------|
| English Language Arts | 558 | 5 | 0.9 |
| Mathematics | 574 | 5 | 0.9 |
| Science | 171 | 3 | 1.8 |
| Social Studies | 155 | 0 | 0 |

Professional Development Provided

| Question | Yes | No |
|-----------------------------------------------------------------------------------------------------------------------------------------------------------------------------|----------------------------------|-----------------------|
| Did the individualized education program (IEP) teams utilize the state guidelines for participation in the alternate assessment to make assessment participation decisions? | <input checked="" type="radio"/> | <input type="radio"/> |

Please list professional development, informational sessions, and technical assistance provided regarding the 1% Cap and/or assessment selection and participation for the 2020-2021 school year.

| Audience | Date Occurred | Topics and Method of Training | Delivered by |
|----------------------------|---------------|-------------------------------|----------------|
| Special Education Teachers | 3/18/2021 | State Guidance on Assessments | District Staff |
| Ancillary Staff | 3/18/2021 | State Guidance on Assessments | District Staff |

Contributing Factors

| Question | Yes | No |
|----------------------------------------------------------------------------------|----------------------------------|----------------------------------|
| Did the district test fewer than 500 students total using statewide assessments? | <input type="radio"/> | <input checked="" type="radio"/> |
| Fewer than 8 students took MI-Access. | <input checked="" type="radio"/> | <input type="radio"/> |
| 8 or more students took MI-Access. | <input type="radio"/> | <input checked="" type="radio"/> |

| Question | Yes | No |
|--------------------------------------------------------------------------------------------------------------------------------------------------------------------------------------------------------------|-----------------------|----------------------------------|
| Did the district operate a center-based program or regional collaborative for students with significant cognitive impairments (serving students from in and outside of the district within a region or ISD)? | <input type="radio"/> | <input checked="" type="radio"/> |

Utilizing the Alternate Assessment data reports, complete the following table.

| Assessment Data Table | Number |
|--------------------------------------------------------|--------|
| Total Number of students tested overall | |
| Total Number of students tested with MI-Access | |
| Students in center-based program from outside district | |
| Adjusted Total | 0 |
| Adjusted Participation Number | 0 |
| Adjusted Rate | 0% |

Please describe other justification as it specifically relates to Covid-19 and the Coronavirus Pandemic:

WCS offered and tested all students who wanted to be assessed during the 2010 Covid-19 Pandemic.

We do not operate a center-based program for students.

Please describe other justification:

2022 Projected Participation Rate

| Projected Participation Rate 2021 | Number |
|--------------------------------------------------------------------------------------------------------------------------------------|--------|
| District's Projected Participation Rate for 2021 (per the response on the 2020 alternate assessment projected participation form) | 0.3% |

Using students' IEP information, Michigan School Data System (MSDS), and other current data, complete the following table to calculate the 2022 projected participation rate.

| Projected Participation Rate 2022 | Number |
|-------------------------------------------------------------------------------------------------------------|--------|
| Total Number of students enrolled in grades 3, 4, 5, 6, 7, 8, 11 | 2305 |
| Total number of students whose IEPs designate MI-Access for state summative assessments in any content area | 8 |
| Projected Participation Rate for 2022 | 0.3% |

Local Plan

After reviewing all of the member district data for participation rates on the alternate assessment (MI-Access), detail below a summarized plan for providing professional development. This may include but is not limited to training on assessment selection, alternate assessment, alternate content standards, or planning for specialized instruction.

| Audience | Topics and Method of Training | Date |
|----------------------------|--------------------------------------------------------------------------------------------------------------------------|-----------|
| Special Education Teachers | Alternative Assessments Training will include the MDE Guidance on Alternative Assessments during our monthly meeting. | 2/16/2022 |

Disproportionality

| Question | Yes | No |
|--------------------------------------------------------------------------------------------------------------------------------------|-----------------------|----------------------------------|
| Did the member district receive notification from the ISD regarding disproportionality in participation in the alternate assessment? | <input type="radio"/> | <input checked="" type="radio"/> |

Resources and Technical Assistance

| Question | Yes | No |
|------------------------------------------------------------------------------------------------------------------------------------------------------------------------------------------------------------------------------------|-----------------------|----------------------------------|
| Does the member district require additional resources and technical assistance from the ISD or MDE to ensure students are being assessed using the most appropriate state summative assessment tool based on the state guidelines? | <input type="radio"/> | <input checked="" type="radio"/> |

Please detail the need for additional resources and technical assistance.

Assurances

Please provide the following assurances.

| Question | Yes | No |
|-----------------------------------------------------------------------------------------------------------------|----------------------------------|-----------------------|
| The member district IEP team members follow the state guidelines for participation in the alternate assessment. | <input checked="" type="radio"/> | <input type="radio"/> |
| The member district allows IEP team members to decide which students take an alternate assessment. | <input checked="" type="radio"/> | <input type="radio"/> |
| The member district addresses any issues of disproportionality in statewide assessment. | <input checked="" type="radio"/> | <input type="radio"/> |

District Comments

ISD Comments

(required if ISD is returning to district for modifications)

A screenshot of a rich text editor toolbar. The toolbar contains several icons for text manipulation: a pair of scissors for cut, a document with an arrow for copy, a document with a checkmark for paste, left and right arrow keys for undo and redo, a dropdown menu with 'ABC' and a checkmark for text color, and buttons for bold (B), italic (I), and underline (U). To the right of these are buttons for bulleted list, numbered list, decrease indent, increase indent, link, and unlink. The toolbar is located at the top of a text editor window, and the main editing area below it is empty.

