



Exceeding 1% Cap on Participation in State Alternate Assessment Intermediate School District (ISD) Summary Justification Form FY 2021-2022

ISD Name: Kalamazoo RESA

All intermediate school districts must complete this summary form regarding the percentage of students assessed using Michigan's alternate assessment (MI-Access). This includes justification forms from member districts/public school academies (PSA) that assessed more than 1% of students in the spring of 2021 using MI-Access.

Data

Below are the 1% Participation Rates for Kalamazoo RESA:

Content Area	Total Tested	Alternate Tested	Spring 2021 Participation Rate
English Language Arts	8237	203	2.5
Mathematics	8208	193	2.4
Science	2861	80	2.8
Social Studies	2804	56	2.0

Data	Total
Number of member districts/PSAs including the ISD (only if the ISD runs internal programs)	16
Number of member districts/PSAs including the ISD (only if the ISD runs internal programs) that assessed more than 1% of all students tested in the spring of 2021 using MI-Access (in grades 3-8 and 11)	9

Technical Assistance and Professional Development

Tier I: Please provide a summary of technical assistance and/or professional development provided as a result of feedback from MDE regarding the 2021 test year data and justification form review. Include any professional development and targeted assistance the ISD offered to all member districts, provided by MDE and/or the ISD and MDE together.

Date Occurred	Summary of Technical Assistance and/or Professional Development
10/27/2020	PSAs--Reminders of State TA documents and interactive tools to assist teams in determining the correct assessments for students. Links and information is available in the PSA folder.
10/09/2020	Offsite Staff Training--Padlet included state TA links
05/21/2021	WELC Staff training--Padlet included state TA links
08/24/2021	JHS Staff training--Padlet included state TA links
10/07/2021	Reminder to Director's regarding state assessments. The TA links are available too.

Tier II/III: Please provide a summary of technical assistance and/or professional development provided as a result of feedback from MDE regarding the 2021 test year data and justification form review. Include professional development and technical assistance the ISD provided for each specific member district that was flagged for disproportionality regarding assessment participation. Include technical assistance or professional development provided by MDE and/or the ISD and MDE together.

Member District	Date Occurred	Summary of Technical Assistance and/or Professional Development
Portage Public Schools	01/17/2022	Notified the district their data included dispro. The district looks at their data from many perspectives. They will continue to review their data. Covid has also played into assessments.

What resources or support is needed from MDE for the ISD to carry out the plan?

Due to Covid, not much thought has been given to this area.

This process in Catamaran is clunky and not very helpful. Most folks are frustrated and state IEP teams are making this decision, which they should. The above questions (on this page) are in past tense so I am not sure how to address something that is already done. What would be helpful are tools that other ISDs/ Districts have used that have helped educate and reduce the number of students who may be participating in the wrong or inappropriate assessment.

Prior to next years release of this information Training related to the activity would be much appreciated.

Assurances

Please provide the following assurances.

The ISD has provided or will provide targeted assistance to member districts/PSAs that have been flagged for disproportionality for participation in the alternate assessment as outlined on the previous page.

☒ Yes ☐ No

Targeted assistance and professional development include an emphasis on member districts/PSAs using the state assessment selection guidance documents and online trainings.

☒ Yes ☐ No

Assessment selection is an IEP team decision and will not be overridden by administrative or procedural decisions.

☒ Yes ☐ No



Member District Exceeding 1% Cap Justification Form FY 2021-2022

Member District: Kalamazoo RESA

The *Every Student Succeeds Act* (ESSA) places a 1% cap on alternate assessment (MI-Access) participation at the state level. Member districts that contribute to the state exceeding its participation cap must submit information to the Intermediate School District (ISD) justifying the need to exceed the 1% threshold. In addition, ISDs that run programs (functioning as a member district) must complete the form as a member district.

Each ISD collects information from member districts to submit to the state.

Data

Below are the 1% Participation Rates for Kalamazoo RESA:

Content Area	Total Tested	Alternate Tested	Spring 2021 Participation Rate
English Language Arts	115	96	83.5
Mathematics	115	96	83.5
Science	48	38	79.2
Social Studies	21	11	52.4

Professional Development Provided

Did the individualized education program (IEP) teams utilize the state guidelines for participation in the alternate assessment to make assessment participation decisions?

☒ Yes ☐ No

Please list professional development, informational sessions, and technical assistance provided regarding the 1% Cap and/or assessment selection and participation for the 2020-2021 school year.

Audience	Date Occurred	Topics and Method of Training	Delivered by
WELC Teaching Staff	05/21/2021	all components of the IEP which includes the interactive State Assessment site and Should My Student take an Alternate Assessment.	ISD Staff
JHS Teaching Staff	08/25/2021	all components of the IEP which includes the interactive State Assessment site and Should My Student take an Alternate Assessment.	ISD Staff

Contributing Factors

Did the district test fewer than 500 students total using statewide assessments?

☒ Yes ☐ No

Select the option that applies:

☐ Fewer than 8 students took MI-Access. ☒ 8 or more students took MI-Access.

Did the district operate a center-based program or regional collaborative for students with significant cognitive impairments (serving students from in and outside of the district within a region or ISD)?

☒ Yes ☐ No

Utilizing the Alternate Assessment data reports, complete the following table.

Assessment Data Table	Number
Total Number of students tested overall	115
Total Number of students tested with MI-Access	96
Students in center-based program from outside district	96
Adjusted Total	19
Adjusted Participation Number	0
Adjusted Rate	0%

2022 Projected Participation Rate

Projected Participation Rate 2021	Number
District's Projected Participation Rate for 2021 (per the response on the 2020 alternate assessment projected participation form)	73.7%

Using students' IEP information, Michigan School Data System (MSDS), and other current data, complete the following table to calculate the 2022 projected participation rate.

Projected Participation Rate 2022	Number
Total number of students enrolled in grades 3, 4, 5, 6, 7, 8, 11	165
Total number of students whose IEPs designate MI-Access for state summative assessments in any content area	124
Projected Participation Rate for 2022	75.2%

Local Plan

After reviewing all of the member district data for participation rates on the alternate assessment (MI-Access), detail below a summarized plan for providing professional development. This may include but is not limited to training on assessment selection, alternate assessment, alternate content standards, or planning for specialized instruction.

Audience	Topics and Method of Training	Date
Teachers	Continue to train using the state training materials	06/30/2022
Administrators	Continue to train using the state training materials	06/30/2022

Resources and Technical Assistance

Does the member district require additional resources and technical assistance from the ISD or MDE to ensure students are being assessed using the most appropriate state summative assessment tool based on the state guidelines?

☐ Yes ☒ No

Assurances

Please provide the following assurances.

The member district IEP team members follow the state guidelines for participation in the alternate assessment.

☒ Yes ☐ No

The member district allows IEP team members to decide which students take an alternate assessment.

☒ Yes ☐ No

The member district addresses any issues of disproportionality in statewide assessment.

☒ Yes ☐ No

Comstock Public Schools (39030)

Instructions

This page uses data entered by Comstock Public Schools (39030) for ISD review. ISDs may accept this district submission by clicking **Accept District Form**. Alternatively, ISDs may return this form for modifications by clicking **Return for Modifications**. When this form is accepted by the ISD, the applicable district information will need to be included in the ISD Summary Justification Form.

Data

Below are the 1% Participation Rates for Comstock Public Schools (39030):

Content Area	Total Tested	Alternate Tested	Spring 2021 Participation Rate
English Language Arts	476	16	3.4
Mathematics	481	16	3.3
Science	170	6	3.5
Social Studies	170	7	4.1

Professional Development Provided

Question	Yes	No
Did the individualized education program (IEP) teams utilize the state guidelines for participation in the alternate assessment to make assessment participation decisions?	<input checked="" type="radio"/>	<input type="radio"/>

Please list professional development, informational sessions, and technical assistance provided regarding the 1% Cap and/or assessment selection and participation for the 2020-2021 school year.

Audience	Date Occurred	Topics and Method of Training	Delivered by
Special Education Teachers	8/30/2020	Virtual Meeting on Michigan Alternative Assessment Flowchart https://mdoe.state.mi.us/MDEDocuments/InteractiveDecision-MakingTool/index.html	Other Brian Deller
Special Education Teachers	9/15/2020	Sent email reminder for staff to utilize the Michigan Alternative Assessment Flowchart https://mdoe.state.mi.us/MDEDocuments/InteractiveDecision-MakingTool/index.html	Other Brian Deller
All Staff Members	10/16/2020	Sent email reminder for all staff to work together and utilize the Michigan Alternative Assessment Flowchart when deciding appropriate state assessments	Other Brian Deller

Contributing Factors

Question	Yes	No
Did the district test fewer than 500 students total using statewide assessments?	<input checked="" type="radio"/>	<input type="radio"/>
Fewer than 8 students took MI-Access.	<input type="radio"/>	<input checked="" type="radio"/>
8 or more students took MI-Access.	<input checked="" type="radio"/>	<input type="radio"/>

Question	Yes	No
Did the district operate a center-based program or regional collaborative for students with significant cognitive impairments (serving students from in and outside of the district within a region or ISD)?	<input type="radio"/>	<input checked="" type="radio"/>

Utilizing the Alternate Assessment data reports, complete the following table.

Assessment Data Table	Number
Total Number of students tested overall	
Total Number of students tested with MI-Access	
Students in center-based program from outside district	
Adjusted Total	0
Adjusted Participation Number	0
Adjusted Rate	0%

Please describe other justification as it specifically relates to Covid-19 and the Coronavirus Pandemic:

Due to the current COVID pandemic there was no state assessments given in the spring of 2020. Therefore, there was no current state assessment data to review. Also, during the spring and fall of 2020 educational delivery services were compromised. Comstock was virtual last year and testing was optional at that time.

Please describe other justification:

All assessment determinations are made individually for students based on their needs. Appropriate assessments are chosen by each IEP team. We will always do what is right for kids.

We currently have: 6 MOCI students within Comstock Public Schools. The rest of our alternative assessment students are MICI.

Total Number of students tested overall 476

Total Number of students tested with MI-Access 16

Students in center-based program from outside district 0

2022 Projected Participation Rate

Projected Participation Rate 2021	Number
District's Projected Participation Rate for 2021 (per the response on the 2020 alternate assessment projected participation form)	2.2%

Using students' IEP information, Michigan School Data System (MSDS), and other current data, complete the following table to calculate the 2022 projected participation rate.

Projected Participation Rate 2022	Number
Total Number of students enrolled in grades 3, 4, 5, 6, 7, 8, 11	1472
Total number of students whose IEPs designate MI-Access for state summative assessments in any content area	20
Projected Participation Rate for 2022	1.4%

Local Plan

After reviewing all of the member district data for participation rates on the alternate assessment (MI-Access), detail below a summarized plan for providing professional development. This may include but is not limited to training on assessment selection, alternate assessment, alternate content standards, or planning for specialized instruction.

Audience	Topics and Method of Training	Date
All staff and parents	Virtual PD Training on Michigan Alternative Assessments and Decision Making process Flowchart. Flowchart will be reviewed at IEP meetings	1/19/2022
Special Education Teachers	Annually review each teachers caseload and individual IEPs to ensure students are assigned to the appropriate assessment based on eligibility, academic abilities and prior state assessment information.	4/8/2022
All staff	Share and facilitate a discussion on how to use the Flowchart to make decisions regarding Alternative Assessments and usage of the flowchart	5/6/2022

Disproportionality

Question	Yes	No
Did the member district receive notification from the ISD regarding disproportionality in participation in the alternate assessment?	<input type="radio"/>	<input checked="" type="radio"/>

Resources and Technical Assistance

Question	Yes	No
Does the member district require additional resources and technical assistance from the ISD or MDE to ensure students are being assessed using the most appropriate state summative assessment tool based on the state guidelines?	<input type="radio"/>	<input checked="" type="radio"/>

Please provide the following assurances.

Question	Yes	No
The member district IEP team members follow the state guidelines for participation in the alternate assessment.	<input checked="" type="radio"/>	<input type="radio"/>
The member district allows IEP team members to decide which students take an alternate assessment.	<input checked="" type="radio"/>	<input type="radio"/>
The member district addresses any issues of disproportionality in statewide assessment.	<input checked="" type="radio"/>	<input type="radio"/>

IEP members decide which individual students take alternative assessments based on the student eligibilities, curriculum involvement, academic progress, and diploma or certificate path.

(required if ISD is returning to district for modifications)

Please add the following information to the Assessment Data Table		
Total Number of students tested overall	476	Total Number of students tested with MI-Access
Students in center-based program from outside district	0	16

Forest Academy (39907)

Instructions

This page uses data entered by Forest Academy (39907) for ISD review. ISDs may accept this district submission by clicking **Accept District Form**. Alternatively, ISDs may return this form for modifications by clicking **Return for Modifications**. When this form is accepted by the ISD, the applicable district information will need to be included in the ISD Summary Justification Form.

Data

Below are the 1% Participation Rates for Forest Academy (39907):

Content Area	Total Tested	Alternate Tested	Spring 2021 Participation Rate
English Language Arts	70	2	2.9
Mathematics	70	2	2.9
Science	26	1	3.8
Social Studies	27	1	3.7

Professional Development Provided

Question	Yes	No
Did the individualized education program (IEP) teams utilize the state guidelines for participation in the alternate assessment to make assessment participation decisions?	<input checked="" type="radio"/>	<input type="radio"/>

Please list professional development, informational sessions, and technical assistance provided regarding the 1% Cap and/or assessment selection and participation for the 2020-2021 school year.

Audience	Date Occurred	Topics and Method of Training	Delivered by
General Education Teachers, Special Education Staff, Principal, Parents	9/22/2020	Michigan Department of Education criteria for MI-Access assessment	District Staff
General Education Teachers, Special Education Staff, Principal, Parents	3/2/2021	Michigan Department of Education criteria for MI-Access assessment	District Staff

Contributing Factors

Question	Yes	No
Did the district test fewer than 500 students total using statewide assessments?	<input checked="" type="radio"/>	<input type="radio"/>
Fewer than 8 students took MI-Access.	<input checked="" type="radio"/>	<input type="radio"/>
8 or more students took MI-Access.	<input type="radio"/>	<input checked="" type="radio"/>

Question	Yes	No
Did the district operate a center-based program or regional collaborative for students with significant cognitive impairments (serving students from in and outside of the district within a region or ISD)?	<input type="radio"/>	<input checked="" type="radio"/>

Utilizing the Alternate Assessment data reports, complete the following table.

Assessment Data Table	Number
Total Number of students tested overall	75
Total Number of students tested with MI-Access	2
Students in center-based program from outside district	0
Adjusted Total	75
Adjusted Participation Number	2
Adjusted Rate	2.7%

Please describe other justification as it specifically relates to Covid-19 and the Coronavirus Pandemic:

Forest Academy students would attend programming at KRESA's Wood's Edge School if the need was determined by the educational team.

Please describe other justification:

2022 Projected Participation Rate

Projected Participation Rate 2021	Number
District's Projected Participation Rate for 2021 (per the response on the 2020 alternate assessment projected participation form)	3.1%

Using students' IEP information, Michigan School Data System (MSDS), and other current data, complete the following table to calculate the 2022 projected participation rate.

Projected Participation Rate 2022	Number
Total Number of students enrolled in grades 3, 4, 5, 6, 7, 8, 11	65
Total number of students whose IEPs designate MI-Access for state summative assessments in any content area	0
Projected Participation Rate for 2022	0%

Local Plan

After reviewing all of the member district data for participation rates on the alternate assessment (MI-Access), detail below a summarized plan for providing professional development. This may include but is not limited to training on assessment selection, alternate assessment, alternate content standards, or planning for specialized instruction.

Audience	Topics and Method of Training	Date
Teachers, Special Education Staff, Prin	Following the Michigan Department of Education criteria for making determinations about alternate assessments. Forest Academy is a very small school and having just one or 2 students taking the alternate assessment exceeds the cap.	1/4/2022

Disproportionality

Question	Yes	No
Did the member district receive notification from the ISD regarding disproportionality in participation in the alternate assessment?	<input type="radio"/>	<input checked="" type="radio"/>

Resources and Technical Assistance

Question	Yes	No
Does the member district require additional resources and technical assistance from the ISD or MDE to ensure students are being assessed using the most appropriate state summative assessment tool based on the state guidelines?	<input type="radio"/>	<input checked="" type="radio"/>

Please detail the need for additional resources and technical assistance.

Assurances


Please provide the following assurances.

Question	Yes	No
The member district IEP team members follow the state guidelines for participation in the alternate assessment.	<input checked="" type="radio"/>	<input type="radio"/>
The member district allows IEP team members to decide which students take an alternate assessment.	<input checked="" type="radio"/>	<input type="radio"/>
The member district addresses any issues of disproportionality in statewide assessment.	<input checked="" type="radio"/>	<input type="radio"/>


District Comments

ISD Comments

(required if ISD is returning to district for modifications)



Please revise the districts response for question 2 under contributing factors--Did the district operate a center-based program or regional collaborative for students with significant cognitive impairments (serving students from in and outside of the district within a region or ISD)? The answer should be no. Thanks.



Galesburg-Augusta Community Schools (39050)

Instructions

This page uses data entered by Galesburg-Augusta Community Schools (39050) for ISD review. ISDs may accept this district submission by clicking **Accept District Form**. Alternatively, ISDs may return this form for modifications by clicking **Return for Modifications**. When this form is accepted by the ISD, the applicable district information will need to be included in the ISD Summary Justification Form.

Data

Below are the 1% Participation Rates for Galesburg-Augusta Community Schools (39050):

Content Area	Total Tested	Alternate Tested	Spring 2021 Participation Rate
English Language Arts	437	2	0.5
Mathematics	429	2	0.5
Science	146	2	1.4
Social Studies	133	1	0.8

Professional Development Provided

Question	Yes	No
Did the individualized education program (IEP) teams utilize the state guidelines for participation in the alternate assessment to make assessment participation decisions?	<input checked="" type="radio"/>	<input type="radio"/>

Please list professional development, informational sessions, and technical assistance provided regarding the 1% Cap and/or assessment selection and participation for the 2020-2021 school year.

Audience	Date Occurred	Topics and Method of Training	Delivered by
Special Education Staff	2/8/2021	Reviewed previous years data to see if a student needs to be moved to M-Step.	District Staff
Special Education Staff	9/8/2020	Reviewed state guidelines with special education staff.	District Staff
Special Education Staff	12/8/2020	Created a process for staff to review student data and MDE guidelines to make a decision on alternate assessment.	District Staff

Contributing Factors

Question	Yes	No
Did the district test fewer than 500 students total using statewide assessments?	<input checked="" type="radio"/>	<input type="radio"/>
Fewer than 8 students took MI-Access.	<input checked="" type="radio"/>	<input type="radio"/>
8 or more students took MI-Access.	<input type="radio"/>	<input checked="" type="radio"/>

Question	Yes	No
Did the district operate a center-based program or regional collaborative for students with significant cognitive impairments (serving students from in and outside of the district within a region or ISD)?	<input type="radio"/>	<input checked="" type="radio"/>

Utilizing the Alternate Assessment data reports, complete the following table.

Assessment Data Table	Number
Total Number of students tested overall	
Total Number of students tested with MI-Access	
Students in center-based program from outside district	
Adjusted Total	0
Adjusted Participation Number	0
Adjusted Rate	0%

Please describe other justification as it specifically relates to Covid-19 and the Coronavirus Pandemic:

Due to the current COVID pandemic there was no state assessments given in the spring of 2020. Therefore, there was no current state assessment data to review. Also, during the spring and fall of 2020 educational delivery services were compromised.

Please describe other justification:

All assessment determinations are made individually for students based on their needs. Appropriate assessments are chosen by each IEP team. We will always do what is right for kids.

Total Number of students tested overall146

Total Number of students tested with MI-Access2

Students in center-based program from outside district0

2022 Projected Participation Rate

Projected Participation Rate 2021	Number
District's Projected Participation Rate for 2021 (per the response on the 2020 alternate assessment projected participation form)	0.6%

Using students' IEP information, Michigan School Data System (MSDS), and other current data, complete the following table to calculate the 2022 projected participation rate.

Projected Participation Rate 2022	Number
Total Number of students enrolled in grades 3, 4, 5, 6, 7, 8, 11	494
Total number of students whose IEPs designate MI-Access for state summative assessments in any content area	4
Projected Participation Rate for 2022	0.8%

Local Plan

After reviewing all of the member district data for participation rates on the alternate assessment (MI-Access), detail below a summarized plan for providing professional development. This may include but is not limited to training on assessment selection, alternate assessment, alternate content standards, or planning for specialized instruction.

Audience	Topics and Method of Training	Date
Special Education Staff	Review each individual student's academic data and prior assessment data during each IEP. Also, review EDP, transition plan, and personal curriculum data.	2/25/2022
Special Education Staff	All staff will attended an IEP compliance training. This training will review the requirements for MI-Access	6/10/2022
All Staff and Parents	Train all staff and Parents in the MDE Decision Making Tool	6/10/2022

Disproportionality

Question	Yes	No
Did the member district receive notification from the ISD regarding disproportionality in participation in the alternate assessment?	<input type="radio"/>	<input checked="" type="radio"/>

Resources and Technical Assistance

Question	Yes	No
Does the member district require additional resources and technical assistance from the ISD or MDE to ensure students are being assessed using the most appropriate state summative assessment tool based on the state guidelines?	<input type="radio"/>	<input checked="" type="radio"/>

Please detail the need for additional resources and technical assistance.

Assurances

Please provide the following assurances.

Question	Yes	No
The member district IEP team members follow the state guidelines for participation in the alternate assessment.	<input checked="" type="radio"/>	<input type="radio"/>
The member district allows IEP team members to decide which students take an alternate assessment	<input checked="" type="radio"/>	<input type="radio"/>

The member district allows IEP team members to decide which students take an alternate assessment.	<input type="radio"/>	<input type="radio"/>
The member district addresses any issues of disproportionality in statewide assessment.	<input checked="" type="radio"/>	<input type="radio"/>

District Comments

All assessment determinations are made individually for students based on their needs. Appropriate assessments are chosen by each IEP team. We will always do what is right for kids.

ISD Comments

(required if ISD is returning to district for modifications)

ABC

B

I

U

Please add the following information to the Assessment Data Table			
Total Number of students tested overall	146	Total Number of students tested with MI-Access	
2 Students in center-based program from outside district	0		

Gull Lake Community Schools (39065)

Instructions

This page uses data entered by Gull Lake Community Schools (39065) for ISD review. ISDs may accept this district submission by clicking **Accept District Form**. Alternatively, ISDs may return this form for modifications by clicking **Return for Modifications**. When this form is accepted by the ISD, the applicable district information will need to be included in the ISD Summary Justification Form.

Data

Below are the 1% Participation Rates for Gull Lake Community Schools (39065):

Content Area	Total Tested	Alternate Tested	Spring 2021 Participation Rate
English Language Arts	1392	22	1.6
Mathematics	1380	17	1.2
Science	530	8	1.5
Social Studies	532	7	1.3

Professional Development Provided

Question	Yes	No
Did the individualized education program (IEP) teams utilize the state guidelines for participation in the alternate assessment to make assessment participation decisions?	<input checked="" type="radio"/>	<input type="radio"/>

Please list professional development, informational sessions, and technical assistance provided regarding the 1% Cap and/or assessment selection and participation for the 2020-2021 school year.

Audience	Date Occurred	Topics and Method of Training	Delivered by
Special Education Teachers	3/5/2021	Assessment selection and participation slideshow	District Staff
Special Education Teachers	3/5/2021	Assessment selection and participation email to staff	District Staff

Contributing Factors

Question	Yes	No
Did the district test fewer than 500 students total using statewide assessments?	<input type="radio"/>	<input checked="" type="radio"/>
Fewer than 8 students took MI-Access.	<input type="radio"/>	<input type="radio"/>
8 or more students took MI-Access.	<input type="radio"/>	<input type="radio"/>

Question	Yes	No
Did the district operate a center-based program or regional collaborative for students with significant cognitive impairments (serving students from in and outside of the district within a region or ISD)?	<input type="radio"/>	<input checked="" type="radio"/>

Utilizing the Alternate Assessment data reports, complete the following table.

Assessment Data Table	Number
Total Number of students tested overall	
Total Number of students tested with MI-Access	
Students in center-based program from outside district	
Adjusted Total	0
Adjusted Participation Number	0
Adjusted Rate	0%

Please describe other justification as it specifically relates to Covid-19 and the Coronavirus Pandemic:

No previous year's state assessment provided for spring of 2020 for use in review of student performance in order to adjust assessment. Spring 2020-Fall 2020 educationally delivery services were compromised due to pandemic.

Please describe other justification:

All assessment determinations are made individually for students based on their needs. Appropriate assessments are chosen by each IEP team. We will always do what is right for kids.

Contributing Factors

Fewer than 8 students took MI-Access.	NO
8 or more students took MI-Access.	YES

Assessment Data Table

Total Number of students tested overall	1392
Total Number of students tested with MI-Access	22
Students in center-based program from outside district	0

2022 Projected Participation Rate

Projected Participation Rate 2021	Number
District's Projected Participation Rate for 2021 (per the response on the 2020 alternate assessment projected participation form)	1.1%

Using students' IEP information, Michigan School Data System (MSDS), and other current data, complete the following table to calculate the 2022 projected participation rate.

Projected Participation Rate 2022	Number
Total Number of students enrolled in grades 3, 4, 5, 6, 7, 8, 11	1516
Total number of students whose IEPs designate MI-Access for state summative assessments in any content area	25
Projected Participation Rate for 2022	1.6%

Local Plan

After reviewing all of the member district data for participation rates on the alternate assessment (MI-Access), detail below a summarized plan for providing professional development. This may include but is not limited to training on assessment selection, alternate assessment, alternate content standards, or planning for specialized instruction.

Audience	Topics and Method of Training	Date
Special Education Teachers at grade levels of assessments	Virtual PD - Alternate Assessments and the Decision Making Process	2/1/2022

Disproportionality

Question	Yes	No
Did the member district receive notification from the ISD regarding disproportionality in participation in the alternate assessment?	<input type="radio"/>	<input checked="" type="radio"/>

Resources and Technical Assistance

Question	Yes	No
Does the member district require additional resources and technical assistance from the ISD or MDE to ensure students are being assessed using the most appropriate state summative assessment tool based on the state guidelines?	<input type="radio"/>	<input checked="" type="radio"/>

Please detail the need for additional resources and technical assistance.

Assurances

Please provide the following assurances.

Question	Yes	No
The member district IEP team members follow the state guidelines for participation in the alternate assessment.	<input checked="" type="radio"/>	<input type="radio"/>
The member district allows IEP team members to decide which students take an alternate assessment.	<input checked="" type="radio"/>	<input type="radio"/>
The member district addresses any issues of disproportionality in statewide assessment.	<input checked="" type="radio"/>	<input type="radio"/>

District Comments

All assessment determinations are made individually for students based on their needs. Appropriate assessments are chosen by each IEP team. We will always do what is right for kids.

ISD Comments

(required if ISD is returning to district for modifications)

Please add the following information: **Contributing Factors** Fewer than 8 students took MI-Access. NO 8 or more students took MI-Access. YES **Assessment Data Table** Total Number of students tested overall 1392 Total Number of students tested with MI-Access 22 Students in center-based program from outside district 0

Kalamazoo Public Schools (39010)

Instructions

This page uses data entered by Kalamazoo Public Schools (39010) for ISD review. ISDs may accept this district submission by clicking **Accept District Form**. Alternatively, ISDs may return this form for modifications by clicking **Return for Modifications**. When this form is accepted by the ISD, the applicable district information will need to be included in the ISD Summary Justification Form.

Data

Below are the 1% Participation Rates for Kalamazoo Public Schools (39010):

Content Area	Total Tested	Alternate Tested	Spring 2021 Participation Rate
English Language Arts	333	8	2.4
Mathematics	332	8	2.4
Science	42	3	7.1
Social Studies	40	1	2.5

Professional Development Provided

Question	Yes	No
Did the individualized education program (IEP) teams utilize the state guidelines for participation in the alternate assessment to make assessment participation decisions?	<input checked="" type="radio"/>	<input type="radio"/>

Please list professional development, informational sessions, and technical assistance provided regarding the 1% Cap and/or assessment selection and participation for the 2020-2021 school year.

Audience	Date Occurred	Topics and Method of Training	Delivered by
Special Education teaching Ancillary staff	2/12/2021	MI-Access - Due to school closure, who the assessment would be delivered and who would be able to come in face to face to take the assessments.	District Staff
Special Education Teaching Staff	4/22/2021	MI-Access - Due to school closure, who the assessment would be delivered and who would be able to come in face to face to take the assessments.	District Staff

Contributing Factors

Question	Yes	No
Did the district test fewer than 500 students total using statewide assessments?	<input checked="" type="radio"/>	<input type="radio"/>
Fewer than 8 students took MI-Access.	<input type="radio"/>	<input checked="" type="radio"/>
8 or more students took MI-Access.	<input checked="" type="radio"/>	<input type="radio"/>

Question	Yes	No
Did the district operate a center-based program or regional collaborative for students with significant cognitive impairments (serving students from in and outside of the district within a region or ISD)?	<input type="radio"/>	<input checked="" type="radio"/>


Utilizing the Alternate Assessment data reports, complete the following table.

Assessment Data Table	Number
Total Number of students tested overall	
Total Number of students tested with MI-Access	
Students in center-based program from outside district	
Adjusted Total	0
Adjusted Participation Number	0
Adjusted Rate	0%

Please describe other justification as it specifically relates to Covid-19 and the Coronavirus Pandemic:

The district tested fewer than 500 students and student who assess with MI-Access and attend a center-based program who reside in KPS were attending school in person. In addition, the special education department invited students who assessed with MI-Access to come in face to face to take the assessment, while the district remained in virtual learning.

Please describe other justification:



Paramount Charter Academy (39905)

Instructions

This page uses data entered by Paramount Charter Academy (39905) for ISD review. ISDs may accept this district submission by clicking **Accept District Form**. Alternatively, ISDs may return this form for modifications by clicking **Return for Modifications**. When this form is accepted by the ISD, the applicable district information will need to be included in the ISD Summary Justification Form.

Data

Below are the 1% Participation Rates for Paramount Charter Academy (39905):

Content Area	Total Tested	Alternate Tested	Spring 2021 Participation Rate
English Language Arts	251	4	1.6
Mathematics	249	5	2
Science	80	1	1.3
Social Studies	80	2	2.5

Professional Development Provided

Question	Yes	No
Did the individualized education program (IEP) teams utilize the state guidelines for participation in the alternate assessment to make assessment participation decisions?	<input checked="" type="radio"/>	<input type="radio"/>

Please list professional development, informational sessions, and technical assistance provided regarding the 1% Cap and/or assessment selection and participation for the 2020-2021 school year.

Audience	Date Occurred	Topics and Method of Training	Delivered by
Targeted Case Managers	1/11/2021	Annual participation in MDE Assessment Selection Guidance Training	District Staff April Enicks
Targeted Case Managers, Administrator	10/15/2020	Technical Assistance on use of MDE Should My Student Take the Alternate Assessment Flowchart	District StaffApril Enicks

Contributing Factors

Question	Yes	No
Did the district test fewer than 500 students total using statewide assessments?	<input checked="" type="radio"/>	<input type="radio"/>
Fewer than 8 students took MI-Access.	<input checked="" type="radio"/>	<input type="radio"/>
8 or more students took MI-Access.	<input type="radio"/>	<input checked="" type="radio"/>

Question	Yes	No
Did the district operate a center-based program or regional collaborative for students with significant cognitive impairments (serving students from in and outside of the district within a region or ISD)?	<input type="radio"/>	<input checked="" type="radio"/>

Utilizing the Alternate Assessment data reports, complete the following table.

Assessment Data Table	Number
Total Number of students tested overall	
Total Number of students tested with MI-Access	
Students in center-based program from outside district	
Adjusted Total	0
Adjusted Participation Number	0
Adjusted Rate	0%

Please describe other justification as it specifically relates to Covid-19 and the Coronavirus Pandemic:

None specific to COVID-19.

Please describe other justification:

In 2020-21, two additional students with disabilities enrolled at Paramount with MI-Access identified as the state assessment in their IEPs. Educational benefit reviews were conducted support school team members to ensure data-based decisions were made in subsequent IEPs to support processing through MDE Assessment Guidance resources.

Projected Participation Rate 2021	Number
District's Projected Participation Rate for 2021 (per the response on the 2020 alternate assessment projected participation form)	1.8%

Projected Participation Rate 2022	Number
Total Number of students enrolled in grades 3, 4, 5, 6, 7, 8, 11	228
Total number of students whose IEPs designate MI-Access for state summative assessments in any content area	7
Projected Participation Rate for 2022	3.1%

Audience	Topics and Method of Training	Date
SE Team including Administrator	Review of MDE resources and guidance regarding appropriate assessment selection in an upcoming SE Professional Learning Community (PLC)	2/17/2022
Targeted Case Managers and Administrator	Completion of MDE Assessment Selection Guidance Training within an upcoming SE PLC	2/17/2022


Question	Yes	No
Did the member district receive notification from the ISD regarding disproportionality in participation in the alternate assessment?	<input type="radio"/>	<input checked="" type="radio"/>

Question	Yes	No
Does the member district require additional resources and technical assistance from the ISD or MDE to ensure students are being assessed using the most appropriate state summative assessment tool based on the state guidelines?	<input type="radio"/>	<input checked="" type="radio"/>

Question	Yes	No
The member district IEP team members follow the state guidelines for participation in the alternate assessment.	<input checked="" type="radio"/>	<input type="radio"/>
The member district allows IEP team members to decide which students take an alternate assessment.	<input checked="" type="radio"/>	<input type="radio"/>
The member district addresses any issues of disproportionality in statewide assessment.	<input checked="" type="radio"/>	<input type="radio"/>

We have had an additional student with a moderate cognitive impairment enroll increasing our participation rate. Additionally, internally we have an data review process (like an educational benefit review) each case manager is required to complete along with school team members prior to any IEP where consideration of MI-Access participation is anticipated. We have identified 2 additional students through this process in the 2021-22 school year that require alternate assessment and standards for provision of FAPE.

The table missing data above, the district could not see!



Parchment School District (39130)

Instructions

This page uses data entered by Parchment School District (39130) for ISD review. ISDs may accept this district submission by clicking **Accept District Form**. Alternatively, ISDs may return this form for modifications by clicking **Return for Modifications**. When this form is accepted by the ISD, the applicable district information will need to be included in the ISD Summary Justification Form.

Data

Below are the 1% Participation Rates for Parchment School District (39130):

Content Area	Total Tested	Alternate Tested	Spring 2021 Participation Rate
English Language Arts	655	11	1.7
Mathematics	648	11	1.7
Science	268	4	1.5
Social Studies	265	5	1.9

Professional Development Provided

Question	Yes	No
Did the individualized education program (IEP) teams utilize the state guidelines for participation in the alternate assessment to make assessment participation decisions?	<input checked="" type="radio"/>	<input type="radio"/>

Please list professional development, informational sessions, and technical assistance provided regarding the 1% Cap and/or assessment selection and participation for the 2020-2021 school year.

Audience	Date Occurred	Topics and Method of Training	Delivered by
Special Education Teachers	1/21/2022	We do not have any record of professional development, informational sessions or technical assistance provided. Staff turnover. We can only assume something occurred given the participation rate decreased by 1%.	District Staff
Special Education Teachers	1/21/2022	Ditto	District Staff

Contributing Factors

Question	Yes	No
Did the district test fewer than 500 students total using statewide assessments?	<input type="radio"/>	<input checked="" type="radio"/>
Fewer than 8 students took MI-Access.	<input type="radio"/>	<input type="radio"/>
8 or more students took MI-Access.	<input type="radio"/>	<input type="radio"/>

Question	Yes	No
Did the district operate a center-based program or regional collaborative for students with significant cognitive impairments (serving students from in and outside of the district within a region or ISD)?	<input type="radio"/>	<input checked="" type="radio"/>

Utilizing the Alternate Assessment data reports, complete the following table.

Assessment Data Table	Number
Total Number of students tested overall	
Total Number of students tested with MI-Access	
Students in center-based program from outside district	
Adjusted Total	0
Adjusted Participation Number	0
Adjusted Rate	0%

Please describe other justification as it specifically relates to Covid-19 and the Coronavirus Pandemic:

Due to the current COVID pandemic there was no state assessments given in the spring of 2020. Therefore, there was no current state assessment data to review. Also, during the spring and fall of 2020 educational delivery services were compromised.

Please describe other justification:

All assessment determinations are made individually for students based on their needs. Appropriate assessments are chosen by each IEP team. We will always do what is right for kids.

2022 Projected Participation Rate

Projected Participation Rate 2021	Number
District's Projected Participation Rate for 2021 (per the response on the 2020 alternate assessment projected participation form)	2.8%

Using students' IEP information, Michigan School Data System (MSDS), and other current data, complete the following table to calculate the 2022 projected participation rate.

Projected Participation Rate 2022	Number
Total Number of students enrolled in grades 3, 4, 5, 6, 7, 8, 11	841
Total number of students whose IEPs designate MI-Access for state summative assessments in any content area	15
Projected Participation Rate for 2022	1.8%

Local Plan

After reviewing all of the member district data for participation rates on the alternate assessment (MI-Access), detail below a summarized plan for providing professional development. This may include but is not limited to training on assessment selection, alternate assessment, alternate content standards, or planning for specialized instruction.

Audience	Topics and Method of Training	Date
Special Education Teachers	Review each student on an individual basis every year. Review student's EDPs, transition plans and previous state assessment data.	4/22/2022
Special Education Teachers	All special education professional staff will participate in IEP compliance training that specifically addresses alternative assessment decisions.	1/17/2022

Disproportionality

Question	Yes	No
Did the member district receive notification from the ISD regarding disproportionality in participation in the alternate assessment?	<input type="radio"/>	<input checked="" type="radio"/>

Resources and Technical Assistance

Question	Yes	No
Does the member district require additional resources and technical assistance from the ISD or MDE to ensure students are being assessed using the most appropriate state summative assessment tool based on the state guidelines?	<input type="radio"/>	<input checked="" type="radio"/>

Please detail the need for additional resources and technical assistance.

Assurances


Please provide the following assurances.

Question	Yes	No
The member district IEP team members follow the state guidelines for participation in the alternate assessment.	<input checked="" type="radio"/>	<input type="radio"/>
The member district allows IEP team members to decide which students take an alternate assessment.	<input checked="" type="radio"/>	<input type="radio"/>
The member district addresses any issues of disproportionality in statewide assessment.	<input checked="" type="radio"/>	<input type="radio"/>

District Comments

IEP members decide which individual students take alternative assessments based on the student eligibilities, curriculum involvement and diploma or certificate path.

ISD Comments
(required if ISD is returning to district for modifications)



The Assessment Table above left blank, the district could not see!

Portage Public Schools (39140)

Instructions

This page uses data entered by Portage Public Schools (39140) for ISD review. ISDs may accept this district submission by clicking **Accept District Form**. Alternatively, ISDs may return this form for modifications by clicking **Return for Modifications**. When this form is accepted by the ISD, the applicable district information will need to be included in the ISD Summary Justification Form.

Data

Below are the 1% Participation Rates for Portage Public Schools (39140):

Content Area	Total Tested	Alternate Tested	Spring 2021 Participation Rate
English Language Arts	2667	30	1.1
Mathematics	2670	25	0.9
Science	829	13	1.6
Social Studies	830	15	1.8

Professional Development Provided

Question	Yes	No
Did the individualized education program (IEP) teams utilize the state guidelines for participation in the alternate assessment to make assessment participation decisions?	<input checked="" type="radio"/>	<input type="radio"/>

Please list professional development, informational sessions, and technical assistance provided regarding the 1% Cap and/or assessment selection and participation for the 2020-2021 school year.

Audience	Date Occurred	Topics and Method of Training	Delivered by
Special Educators and itinerant staff	8/24/2021	Review procedures available through PowerSchool	District Staff
Technical assistance	11/29/2021	MI Access coordinator provides assistance to special education teachers regarding determining who takes MI-Access.	District Staff

Contributing Factors

Question	Yes	No
Did the district test fewer than 500 students total using statewide assessments?	<input type="radio"/>	<input checked="" type="radio"/>
Fewer than 8 students took MI-Access.	<input type="radio"/>	<input checked="" type="radio"/>
8 or more students took MI-Access.	<input checked="" type="radio"/>	<input type="radio"/>

Question	Yes	No
Did the district operate a center-based program or regional collaborative for students with significant cognitive impairments (serving students from in and outside of the district within a region or ISD)?	<input type="radio"/>	<input checked="" type="radio"/>

Utilizing the Alternate Assessment data reports, complete the following table.

Assessment Data Table	Number
Total Number of students tested overall	
Total Number of students tested with MI-Access	
Students in center-based program from outside district	
Adjusted Total	0
Adjusted Participation Number	0
Adjusted Rate	0%

Please describe other justification as it specifically relates to Covid-19 and the Coronavirus Pandemic:

Participation in State Assessments was not required the 2020-2021 year. The district did not mandate students to come into the building and complete the assessment. The number of students who participated was significantly lower than normal.

IEP teams have been trained each year to use the state-provided document to determine the appropriate state assessment. It is up to the IEP team to make the decision. Our IEP teams have

multiple trained staff who participate in the IEP meetings. We also have technical assistance provided by special education supervisors and special education coordinators.

Please describe other justification:

2022 Projected Participation Rate

Projected Participation Rate 2021	Number
District's Projected Participation Rate for 2021 (per the response on the 2020 alternate assessment projected participation form)	0.8%

Using students' IEP information, Michigan School Data System (MSDS), and other current data, complete the following table to calculate the 2022 projected participation rate.

Projected Participation Rate 2022	Number
Total Number of students enrolled in grades 3, 4, 5, 6, 7, 8, 11	3875
Total number of students whose IEPs designate MI-Access for state summative assessments in any content area	43
Projected Participation Rate for 2022	1.1%

Local Plan

After reviewing all of the member district data for participation rates on the alternate assessment (MI-Access), detail below a summarized plan for providing professional development. This may include but is not limited to training on assessment selection, alternate assessment, alternate content standards, or planning for specialized instruction.

Audience	Topics and Method of Training	Date
Building Administrators	Training and information shall be reviewed with building administrators.	4/13/2022

Disproportionality

Question	Yes	No
Did the member district receive notification from the ISD regarding disproportionality in participation in the alternate assessment?	<input checked="" type="radio"/>	<input type="radio"/>

The district reported disproportionality in participation in the alternate assessment. Please indicate below each sub-group of disproportionality, the subject for which disproportionate use was demonstrated, as well as the district plan to address the indicated issues of disproportionality.

Disproportionate Sub-group	Subject	Plan
Gender	English Language Arts	District data reviews with the Curriculum, Instruction and Assessment and the Special Education department analyze the state data; if there are systemic changes that need to be addressed, the team meets with principals, special education teachers, and itinerant staff. CIA and SE personnel include: Assistant Superintendent of Instruction, Director of Elementary Education, Director of Curriculum, District Assessment Coordinator, Supervisor of Special Education, Academic Data Specialist, Director of Special Education, District MTSS Coordinator, District Equity Coordinator
Gender	Math	District data reviews with the Curriculum, Instruction and Assessment and the Special Education department analyze the state data; if there are systemic changes that need to be addressed, the team meets with principals, special education teachers, and itinerant staff. CIA and SE personnel include: Assistant Superintendent of Instruction, Director of Elementary Education, Director of Curriculum, District Assessment Coordinator, Supervisor of Special Education, Academic Data Specialist, Director of Special Education, District MTSS Coordinator, District Equity Coordinator
Native American	English Language Arts	District data reviews with the Curriculum, Instruction and Assessment and the Special Education department analyze the state data; if there are systemic changes that need to be addressed, the team meets with principals, special education teachers, and itinerant staff. CIA and SE personnel include: Assistant Superintendent of Instruction, Director of Elementary Education, Director of Curriculum, District Assessment Coordinator, Supervisor of Special Education, Academic Data Specialist, Director of Special Education, District MTSS Coordinator, District Equity Coordinator
White	Math	District data reviews with the Curriculum, Instruction and Assessment and the Special Education department analyze the state data; if there are systemic changes that need to be addressed, the team meets with principals, special education teachers, and itinerant staff. CIA and SE personnel include: Assistant Superintendent of Instruction, Director of Elementary Education, Director of Curriculum, District Assessment Coordinator, Supervisor of Special Education, Academic Data Specialist, Director of Special Education, District MTSS Coordinator, District Equity Coordinator
Multi-Racial	English Language Arts	District data reviews with the Curriculum, Instruction and Assessment and the Special Education department analyze the state data; if there are systemic changes that need to be addressed, the team meets with principals, special education teachers, and itinerant staff. CIA and SE personnel include: Assistant Superintendent of Instruction, Director of Elementary Education, Director of Curriculum, District Assessment Coordinator, Supervisor of Special Education, Academic Data Specialist, Director of Special Education, District MTSS Coordinator, District Equity Coordinator
Multi-Racial	Math	District data reviews with the Curriculum, Instruction and Assessment and the Special Education department analyze the state data; if there are systemic changes that need to be addressed, the team meets with principals, special education teachers, and itinerant staff. CIA and SE personnel include: Assistant Superintendent of Instruction, Director of Elementary Education, Director of Curriculum, District Assessment Coordinator, Supervisor of Special Education, Academic Data Specialist, Director of Special Education, District MTSS

Resources and Technical Assistance

Question	Yes	No
Does the member district require additional resources and technical assistance from the ISD or MDE to ensure students are being assessed using the most appropriate state summative assessment tool based on the state guidelines?	<input type="radio"/>	<input checked="" type="radio"/>

Please detail the need for additional resources and technical assistance.

Assurances

Please provide the following assurances.

Question	Yes	No
The member district IEP team members follow the state guidelines for participation in the alternate assessment.	<input checked="" type="radio"/>	<input type="radio"/>
The member district allows IEP team members to decide which students take an alternate assessment.	<input checked="" type="radio"/>	<input type="radio"/>
The member district addresses any issues of disproportionality in statewide assessment.	<input checked="" type="radio"/>	<input type="radio"/>

District Comments

The IEP teams are annually informed on how to select the state assessment. The state guidance form is available in our electronic IEP system.

ISD Comments

(required if ISD is returning to district for modifications)

The Assessment Data Table that is blank above, the district could not see!