



# Exceeding 1% Cap on Participation in State Alternate Assessment Intermediate School District (ISD) Summary Justification Form FY 2021-2022

## ISD Name: Kent ISD

All intermediate school districts must complete this summary form regarding the percentage of students assessed using Michigan's alternate assessment (MI-Access). This includes justification forms from member districts/public school academies (PSA) that assessed more than 1% of students in the spring of 2021 using MI-Access.

## Data

Below are the 1% Participation Rates for Kent ISD:

Content Area	Total Tested	Alternate Tested	Spring 2021 Participation Rate
English Language Arts	41321	601	1.5
Mathematics	41118	589	1.4
Science	16759	273	1.6
Social Studies	16598	171	1.0

Data	Total
Number of member districts/PSAs including the ISD (only if the ISD runs internal programs)	44
Number of member districts/PSAs including the ISD (only if the ISD runs internal programs) that assessed more than 1% of all students tested in the spring of 2021 using MI-Access (in grades 3-8 and 11)	15

## Technical Assistance and Professional Development

**Tier I:** Please provide a summary of technical assistance and/or professional development provided as a result of feedback from MDE regarding the 2021 test year data and justification form review. Include any professional development and targeted assistance the ISD offered to all member districts, provided by MDE and/or the ISD and MDE together.

Date Occurred	Summary of Technical Assistance and/or Professional Development
01/04/2022	Email notification to all member districts and charters of Justification Form activity with instructions based on their participation rate. Included a link to the How to Access and Complete the Justification Form for Districts guidance from Catamaran for additional assistance.
01/28/2022	Presented to special education administration from all member districts and charters on 2021 statewide assessment data, including a reminder to utilize the MDE guidelines for determining if students should take the alternate assessment.

**Tier II/III:** Please provide a summary of technical assistance and/or professional development provided as a result of feedback from MDE regarding the 2021 test year data and justification form review. Include professional development and technical assistance the ISD provided for each specific member district that was flagged for disproportionality regarding assessment participation. Include technical assistance or professional development provided by MDE and/or the ISD and MDE together.

Member District	Date Occurred	Summary of Technical Assistance and/or Professional Development
Cedar Springs Public Schools	02/25/2022	Kent ISD has completed a Data Dive with the district to examine Alternate Assessment participation by eligibility category, primary educational setting, performance, instructional targets, placement, and subgroup. Additionally, handouts of guidance and considerations were provided.
Godwin Heights Public Schools	02/25/2022	Kent ISD has completed a Data Dive with the district to examine Alternate Assessment participation by eligibility category, primary educational setting, performance, instructional targets, placement, and subgroup. Additionally, handouts of guidance and considerations were provided.
Grand Rapids Public Schools	02/25/2022	Kent ISD has completed a Data Dive with the district to examine Alternate Assessment participation by eligibility category, primary educational setting, performance, instructional targets, placement, and subgroup. Additionally, handouts of guidance and considerations were provided.
Kelloggsville Public Schools	02/25/2022	Kent ISD has completed a Data Dive with the district to examine Alternate Assessment participation by eligibility category, primary educational setting, performance, instructional targets, placement, and subgroup. Additionally, handouts of guidance and considerations were provided.
Kenowa Hills Public Schools	02/25/2022	Kent ISD has completed a Data Dive with the district to examine Alternate Assessment participation by eligibility category, primary educational setting, performance, instructional targets, placement, and subgroup. Additionally, handouts of guidance and considerations were provided.

Kentwood Public Schools	02/25/2022	Kent ISD has completed a Data Dive with the district to examine Alternate Assessment participation by eligibility category, primary educational setting, performance, instructional targets, placement, and subgroup. Additionally, handouts of guidance and considerations were provided.
Rockford Public Schools	02/25/2022	Kent ISD has completed a Data Dive with the district to examine Alternate Assessment participation by eligibility category, primary educational setting, performance, instructional targets, placement, and subgroup. Additionally, handouts of guidance and considerations were provided.
Sparta Area Schools	02/25/2022	Kent ISD has completed a Data Dive with the district to examine Alternate Assessment participation by eligibility category, primary educational setting, performance, instructional targets, placement, and subgroup. Additionally, handouts of guidance and considerations were provided.
Wyoming Public Schools	02/25/2022	Kent ISD has completed a Data Dive with the district to examine Alternate Assessment participation by eligibility category, primary educational setting, performance, instructional targets, placement, and subgroup. Additionally, handouts of guidance and considerations were provided.

What resources or support is needed from MDE for the ISD to carry out the plan?

*Kent ISD is requesting notification ahead of the Justification Form activity in the future (and any similar activities that are released outside of usual Catamaran releases). We had several emails from special education directors in our LEAs asking why they were not notified ahead of time of this activity, and also pushing back on the timing of the release of this activity as many/most/all were off of school over the holidays. The ISD Collaborative meeting on December 6 would have been a perfect time to notify all monitors of this upcoming activity. Then we as monitors can be more prepared to both notify and support our districts to eliminate or reduce unexpected required activities.*

*Kent ISD is also asking the MDE to reconsider the order of these activities as Tier II and III status has not been provided as of 2/1/2022 and the due date for this activity is 2/4/2022. MDE should designate member districts as Tier II or III status within the Justification Form Activity within Catamaran so Local Plans can be developed in a comprehensive manner rather than completing this Technical Assistance/Professional Development at a later date.*

*Kent ISD was also provided technical assistance in the same manner listed above for other member districts.*

## **Assurances**

### **Please provide the following assurances.**

The ISD has provided or will provide targeted assistance to member districts/PSAs that have been flagged for disproportionality for participation in the alternate assessment as outlined on the previous page.

☒ Yes   ☐ No

Targeted assistance and professional development include an emphasis on member districts/PSAs using the state assessment selection guidance documents and online trainings.

☒ Yes   ☐ No

Assessment selection is an IEP team decision and will not be overridden by administrative or procedural decisions.

☒ Yes   ☐ No



## Member District Exceeding 1% Cap Justification Form FY 2021-2022

### Member District: Kent ISD

The *Every Student Succeeds Act* (ESSA) places a 1% cap on alternate assessment (MI-Access) participation at the state level. Member districts that contribute to the state exceeding its participation cap must submit information to the Intermediate School District (ISD) justifying the need to exceed the 1% threshold. In addition, ISDs that run programs (functioning as a member district) must complete the form as a member district.

Each ISD collects information from member districts to submit to the state.

### Data

Below are the 1% Participation Rates for Kent ISD:

Content Area	Total Tested	Alternate Tested	Spring 2021 Participation Rate
English Language Arts	106	81	76.4
Mathematics	105	81	77.1
Science	52	42	80.8
Social Studies	14	4	28.6

### Professional Development Provided

Did the individualized education program (IEP) teams utilize the state guidelines for participation in the alternate assessment to make assessment participation decisions?

☒ Yes   ☐ No

Please list professional development, informational sessions, and technical assistance provided regarding the 1% Cap and/or assessment selection and participation for the 2020-2021 school year.

Audience	Date Occurred	Topics and Method of Training	Delivered by
Building Testing Coordinators	09/22/2020	PD regarding assessment selection and participation, including using MDE guidance on determining what students take alternate assessments. Monthly guidance to Building Testing Coordinators provided.	District Staff
District Teachers	10/12/2020	After school PD regarding assessment selection and participation, including using MDE guidance on determining what students take alternate assessments.	District Staff
Building Testing Coordinators	03/10/2021	Refresher virtual PD on assessment selection and participation, including using MDE guidance on determining what students take alternate assessments. This included end of year planning and planning for the next school year. This also occurred on 4/19/2021.	District Staff

## Contributing Factors

Did the district test fewer than 500 students total using statewide assessments?

☒ Yes ☐ No

Select the option that applies:

☐ Fewer than 8 students took MI-Access. ☒ 8 or more students took MI-Access.

Did the district operate a center-based program or regional collaborative for students with significant cognitive impairments (serving students from in and outside of the district within a region or ISD)?

☒ Yes ☐ No

Utilizing the Alternate Assessment data reports, complete the following table.

Assessment Data Table	Number
Total Number of students tested overall	106
Total Number of students tested with MI-Access	81
Students in center-based program from outside district	106
<b>Adjusted Total</b>	0
<b>Adjusted Participation Number</b>	0
<b>Adjusted Rate</b>	0%

Please describe other justification as it specifically relates to Covid-19 and the Coronavirus Pandemic:

*COVID-19 may have adversely impacted student attendance in statewide assessments due to some students being medically fragile.*

Please describe other justification:

*Kent ISD provides center-based programming for students and has no resident students.*

## 2022 Projected Participation Rate

Projected Participation Rate 2021	Number
District's Projected Participation Rate for 2021 (per the response on the 2020 alternate assessment projected participation form)	63.3%

Using students' IEP information, Michigan School Data System (MSDS), and other current data, complete the following table to calculate the 2022 projected participation rate.

Projected Participation Rate 2022	Number
Total number of students enrolled in grades 3, 4, 5, 6, 7, 8, 11	157
Total number of students whose IEPs designate MI-Access for state summative assessments in any content area	98
Projected Participation Rate for 2022	62.4%

## Local Plan

After reviewing all of the member district data for participation rates on the alternate assessment (MI-Access), detail below a summarized plan for providing professional development. This may include but is not limited to training on assessment selection, alternate assessment, alternate content standards, or planning for specialized instruction.

Audience	Topics and Method of Training	Date
District Teachers	After school PD on statewide assessments and participation, including using MDE guidance on determining what students take alternate assessments.	09/13/2021
Building Teachers	In-person training on IEP compliance and statewide assessments, including alternate assessments, alternate content standards, and specialized instruction.	10/11/2021
Building Teachers and Ancillary Staff	In-person training on IEP compliance and statewide assessments, including alternate assessments, alternate content standards, and specialized instruction.	01/03/2022
Building Teachers	In-person training on IEP compliance and statewide assessments, including alternate assessments, alternate content standards, and specialized instruction.	01/10/2022
Building Teachers and Ancillary Staff	In-person training on IEP compliance and statewide assessments, including alternate assessments, alternate content standards, and specialized instruction.	01/11/2022

## Resources and Technical Assistance

Does the member district require additional resources and technical assistance from the ISD or MDE to ensure students are being assessed using the most appropriate state summative assessment tool based on the state guidelines?

☐ Yes ☒ No

## Assurances

Please provide the following assurances.

The member district IEP team members follow the state guidelines for participation in the alternate assessment.

☒ Yes ☐ No

The member district allows IEP team members to decide which students take an alternate assessment.

☒ Yes ☐ No

The member district addresses any issues of disproportionality in statewide assessment.

☒ Yes ☐ No



## Byron Center Public Schools (41040)

### Instructions

This page uses data entered by Byron Center Public Schools (41040) for ISD review. ISDs may accept this district submission by clicking **Accept District Form**. Alternatively, ISDs may return this form for modifications by clicking **Return for Modifications**. When this form is accepted by the ISD, the applicable district information will need to be included in the ISD Summary Justification Form.

### Data

Below are the 1% Participation Rates for Byron Center Public Schools (41040):

Content Area	Total Tested	Alternate Tested	Spring 2021 Participation Rate
English Language Arts	2206	26	1.2
Mathematics	2205	26	1.2
Science	949	15	1.6
Social Studies	936	3	0.3

### Professional Development Provided

Question	Yes	No
Did the individualized education program (IEP) teams utilize the state guidelines for participation in the alternate assessment to make assessment participation decisions?	<input checked="" type="radio"/>	<input type="radio"/>

Please list professional development, informational sessions, and technical assistance provided regarding the 1% Cap and/or assessment selection and participation for the 2020-2021 school year.

Audience	Date Occurred	Topics and Method of Training	Delivered by
Special Education Staff	8/26/2020	Guideline for participation in the alternate assessment- In-Person	District Staff
Special Education Staff	1/21/2022	PLC Topic- Guidelines for State Assessment-In-Person	District Staff
CI Teaching Staff	2/24/2021	Alternative ELA Standards	District Staff

### Contributing Factors

Question	Yes	No
Did the district test fewer than 500 students total using statewide assessments?	<input type="radio"/>	<input checked="" type="radio"/>
Fewer than 8 students took MI-Access.	<input type="radio"/>	<input type="radio"/>
8 or more students took MI-Access.	<input type="radio"/>	<input type="radio"/>

Question	Yes	No
Did the district operate a center-based program or regional collaborative for students with significant cognitive impairments (serving students from in and outside of the district within a region or ISD)?	<input checked="" type="radio"/>	<input type="radio"/>

Utilizing the Alternate Assessment data reports, complete the following table.

Assessment Data Table	Number
Total Number of students tested overall	2206
Total Number of students tested with MI-Access	26
Students in center-based program from outside district	15
Adjusted Total	2191
Adjusted Participation Number	11
Adjusted Rate	0.5%

Please describe other justification as it specifically relates to Covid-19 and the Coronavirus Pandemic:

14 students who were slated to take MI-Access did not participate in any state assessment due to Covid, virtual format, or parent exemption.

Please describe other justification:

## 2022 Projected Participation Rate

Projected Participation Rate 2021	Number
District's Projected Participation Rate for 2021 (per the response on the 2020 alternate assessment projected participation form)	1.6%

Using students' IEP information, Michigan School Data System (MSDS), and other current data, complete the following table to calculate the 2022 projected participation rate.

Projected Participation Rate 2022	Number
Total Number of students enrolled in grades 3, 4, 5, 6, 7, 8, 11	2337
Total number of students whose IEPs designate MI-Access for state summative assessments in any content area	39
Projected Participation Rate for 2022	1.7%

## Local Plan

After reviewing all of the member district data for participation rates on the alternate assessment (MI-Access), detail below a summarized plan for providing professional development. This may include but is not limited to training on assessment selection, alternate assessment, alternate content standards, or planning for specialized instruction.

Audience	Topics and Method of Training	Date
Special Education Teachers	Specially Designed Instruction- Including alternate content standards	2/23/2022
CI Collaborative	Alternative Content Standards-ISD committee that meets throughout the 21-22 School Year (BCPS has 2 reps on this committee).	
Annual Reminder to SpEd Staff	Annual reminder to staff regarding the use of MDE Guidance in making statewide assessment decisions	9/1/2022

## Disproportionality

Question	Yes	No
Did the member district receive notification from the ISD regarding disproportionality in participation in the alternate assessment?	<input type="radio"/>	<input checked="" type="radio"/>

## Resources and Technical Assistance

Question	Yes	No
Does the member district require additional resources and technical assistance from the ISD or MDE to ensure students are being assessed using the most appropriate state summative assessment tool based on the state guidelines?	<input type="radio"/>	<input checked="" type="radio"/>

Please detail the need for additional resources and technical assistance.

## Assurances

Please provide the following assurances.


Question	Yes	No
The member district IEP team members follow the state guidelines for participation in the alternate assessment.	<input checked="" type="radio"/>	<input type="radio"/>
The member district allows IEP team members to decide which students take an alternate assessment.	<input checked="" type="radio"/>	<input type="radio"/>
The member district addresses any issues of disproportionality in statewide assessment.	<input checked="" type="radio"/>	<input type="radio"/>

### District Comments

## ISD Comments

(required if ISD is returning to district for modifications)

MIPSE report 14077 – "Test Accommodations – MiAccess Only" shows 39 students with Mi-Access on their IEP. Please verify the accuracy of the projected number of students whose IEPs designate MI-Access for 2022. Additionally, please include an annual reminder to staff regarding the use of MDE Guidance in making statewide assessment decisions in the Local Plan section.



## Cedar Springs Public Schools (41070)

### Instructions

This page uses data entered by Cedar Springs Public Schools (41070) for ISD review. ISDs may accept this district submission by clicking **Accept District Form**. Alternatively, ISDs may return this form for modifications by clicking **Return for Modifications**. When this form is accepted by the ISD, the applicable district information will need to be included in the ISD Summary Justification Form.

### Data

Below are the 1% Participation Rates for Cedar Springs Public Schools (41070):

Content Area	Total Tested	Alternate Tested	Spring 2021 Participation Rate
English Language Arts	1575	29	1.8
Mathematics	1565	29	1.9
Science	642	17	2.6
Social Studies	631	13	2.1

### Professional Development Provided

Question	Yes	No
Did the individualized education program (IEP) teams utilize the state guidelines for participation in the alternate assessment to make assessment participation decisions?	<input checked="" type="radio"/>	<input type="radio"/>

Please list professional development, informational sessions, and technical assistance provided regarding the 1% Cap and/or assessment selection and participation for the 2020-2021 school year.

Audience	Date Occurred	Topics and Method of Training	Delivered by
All sped providers	9/25/2020	Zoom, all sped providers, presented by Director. All opening year activities and reminders were given, including alternative assessment considerations.	District Staff
All elementary sped providers	10/23/2020	Zoom meeting, elementary only, reviewed IEP rubric and components, including alt assessments	ISD Staff
All secondary providers	11/6/2020	Zoom meeting, secondary only, reviewed IEP rubric and components, including alt assessments	ISD Staff

### Contributing Factors

Question	Yes	No
Did the district test fewer than 500 students total using statewide assessments?	<input type="radio"/>	<input checked="" type="radio"/>
Fewer than 8 students took MI-Access.	<input type="radio"/>	<input type="radio"/>
8 or more students took MI-Access.	<input type="radio"/>	<input type="radio"/>

Question	Yes	No
Did the district operate a center-based program or regional collaborative for students with significant cognitive impairments (serving students from in and outside of the district within a region or ISD)?	<input checked="" type="radio"/>	<input type="radio"/>

Utilizing the Alternate Assessment data reports, complete the following table.

Assessment Data Table	Number
Total Number of students tested overall	1575
Total Number of students tested with MI-Access	29
Students in center-based program from outside district	14
Adjusted Total	1561
Adjusted Participation Number	15
Adjusted Rate	1%

Please describe other justification as it specifically relates to Covid-19 and the Coronavirus Pandemic:

COVID was not a factor considered by the IEPT when considering alternative assessments. Only the child's needs are considered during this component.

Please describe other justification:

Our district runs several regional programs. Alternative assessment decisions are made by the IEPT using the MDE guidance.

## 2022 Projected Participation Rate

Projected Participation Rate 2021	Number
District's Projected Participation Rate for 2021 (per the response on the 2020 alternate assessment projected participation form)	2%

Using students' IEP information, Michigan School Data System (MSDS), and other current data, complete the following table to calculate the 2022 projected participation rate.

Projected Participation Rate 2022	Number
Total Number of students enrolled in grades 3, 4, 5, 6, 7, 8, 11	1705
Total number of students whose IEPs designate MI-Access for state summative assessments in any content area	32
Projected Participation Rate for 2022	1.9%

## Local Plan

After reviewing all of the member district data for participation rates on the alternate assessment (MI-Access), detail below a summarized plan for providing professional development. This may include but is not limited to training on assessment selection, alternate assessment, alternate content standards, or planning for specialized instruction.

Audience	Topics and Method of Training	Date
Special Ed Director	data dive with ISD to examine alternate assessment participation by eligibility category, primary ed setting, performance, instructional targets, placement and subgroup	2/25/2022
Special Education Staff	Email reminder that statewide assessment decisions must be made by the IEPT, based on MDE guidance, to ensure that all students are assessed in the most appropriate way, based on the content standards to which the students are instructed.	
Special Ed Staff	Staff of CI programming will complete MDE Assessment Selection Guidelines Training and provide certificate to Special Education Director upon completion.	
Special Ed Staff - regional CI	Teacher consultant will meet with CI regional sped teams to review alternative assessment data, assessment selection guidance and local practices. Review subgroup data to ensure alternate assessment decisions are being made fairly.	

## Disproportionality

Question	Yes	No
Did the member district receive notification from the ISD regarding disproportionality in participation in the alternate assessment?	<input type="radio"/>	<input checked="" type="radio"/>

## Resources and Technical Assistance

Question	Yes	No
Does the member district require additional resources and technical assistance from the ISD or MDE to ensure students are being assessed using the most appropriate state summative assessment tool based on the state guidelines?	<input type="radio"/>	<input checked="" type="radio"/>

Please detail the need for additional resources and technical assistance.

## Assurances

Please provide the following assurances.

Question	Yes	No
The member district IEP team members follow the state guidelines for participation in the alternate assessment.	<input checked="" type="radio"/>	<input type="radio"/>
The member district allows IEP team members to decide which students take an alternate assessment.	<input checked="" type="radio"/>	<input type="radio"/>
The member district addresses any issues of disproportionality in statewide assessment.	<input checked="" type="radio"/>	<input type="radio"/>

## District Comments

## ISD Comments

ABC

B

I

U

re-check tested numbers

## Forest Hills Public Schools (41110)

### Instructions

This page uses data entered by Forest Hills Public Schools (41110) for ISD review. ISDs may accept this district submission by clicking **Accept District Form**. Alternatively, ISDs may return this form for modifications by clicking **Return for Modifications**. When this form is accepted by the ISD, the applicable district information will need to be included in the ISD Summary Justification Form.

### Data

Below are the 1% Participation Rates for Forest Hills Public Schools (41110):

Content Area	Total Tested	Alternate Tested	Spring 2021 Participation Rate
English Language Arts	4558	52	1.1
Mathematics	4565	52	1.1
Science	1993	25	1.3
Social Studies	1979	18	0.9

### Professional Development Provided

Question	Yes	No
Did the individualized education program (IEP) teams utilize the state guidelines for participation in the alternate assessment to make assessment participation decisions?	<input checked="" type="radio"/>	<input type="radio"/>

Please list professional development, informational sessions, and technical assistance provided regarding the 1% Cap and/or assessment selection and participation for the 2020-2021 school year.

Audience	Date Occurred	Topics and Method of Training	Delivered by
District special ed staff	3/22/2021	Shared Kent ISD Guidance and Compliance Manual with all staff. Manual includes information regarding participation in state assessments based on data and state guidelines to determine which assessment path is most appropriate. In addition, it refers staff to the MDE alternate assessment decision tree.	District Staff
District special ed staff	9/1/2020	We have a districtwide process for supporting teams who are considering more restrictive environments and alternate curriculum/assessments. A special education coach/consultant guides the team through this process.	District Staff

### Contributing Factors

Question	Yes	No
Did the district test fewer than 500 students total using statewide assessments?	<input type="radio"/>	<input checked="" type="radio"/>
Fewer than 8 students took MI-Access.	<input type="radio"/>	<input type="radio"/>
8 or more students took MI-Access.	<input type="radio"/>	<input type="radio"/>

Question	Yes	No
Did the district operate a center-based program or regional collaborative for students with significant cognitive impairments (serving students from in and outside of the district within a region or ISD)?	<input type="radio"/>	<input checked="" type="radio"/>

Utilizing the Alternate Assessment data reports, complete the following table.

Assessment Data Table	Number
Total Number of students tested overall	
Total Number of students tested with MI-Access	
Students in center-based program from outside district	
Adjusted Total	0
Adjusted Participation Number	0
Adjusted Rate	0%

Please describe other justification as it specifically relates to Covid-19 and the Coronavirus Pandemic:

NA

Please describe other justification:

Please describe other justification.

- We reviewed the names of all students who are assigned to take an alternate assessment. All but one of the students has a cognitive impairment or is in a categorical program.
- There are also students who are placed in categorical programs who are taking the M-STEP, demonstrating that IEP teams are making individualized decisions, not simply assigning all categorical students to take alternate assessments.
- In reviewing our data, we have determined FHPS becomes the home district to many school of choice students requiring an alternate assessment. Approximately 12% of students in our categorical programs are school of choice.

## 2022 Projected Participation Rate

Projected Participation Rate 2021	Number
District's Projected Participation Rate for 2021 (per the response on the 2020 alternate assessment projected participation form)	1.1%

Using students' IEP information, Michigan School Data System (MSDS), and other current data, complete the following table to calculate the 2022 projected participation rate.

Projected Participation Rate 2022	Number
Total Number of students enrolled in grades 3, 4, 5, 6, 7, 8, 11	4999
Total number of students whose IEPs designate MI-Access for state summative assessments in any content area	48
Projected Participation Rate for 2022	1%

## Local Plan

After reviewing all of the member district data for participation rates on the alternate assessment (MI-Access), detail below a summarized plan for providing professional development. This may include but is not limited to training on assessment selection, alternate assessment, alternate content standards, or planning for specialized instruction.

Audience	Topics and Method of Training	Date
District special ed staff and principals	Re-send to all special ed staff and principals: "Should My Student Take the Alternate Assessment?"	1/5/2022
District Special Ed staff	Kent ISD staff to present on "Advancing IEP Practices" which will include discussion of planning for specialized instruction	1/17/2022
IEP Team for student assigned to alternate assessment	Student Services will follow up with IEP team specific to the one student who is assigned to take an alternate assessment but is not in a categorical program. Team will review data, assessment decision tree and determine next steps.	1/31/2022

## Disproportionality

Question	Yes	No
Did the member district receive notification from the ISD regarding disproportionality in participation in the alternate assessment?	<input type="radio"/>	<input checked="" type="radio"/>

## Resources and Technical Assistance

Question	Yes	No
Does the member district require additional resources and technical assistance from the ISD or MDE to ensure students are being assessed using the most appropriate state summative assessment tool based on the state guidelines?	<input checked="" type="radio"/>	<input type="radio"/>

Please detail the need for additional resources and technical assistance.

Kent ISD will be providing training to our staff on 01/17/2022. In addition, Kent ISD will assist us with accuracy of data.

## Assurances

Please provide the following assurances.

Question	Yes	No
The member district IEP team members follow the state guidelines for participation in the alternate assessment.	<input checked="" type="radio"/>	<input type="radio"/>
The member district allows IEP team members to decide which students take an alternate assessment.	<input checked="" type="radio"/>	<input type="radio"/>
The member district addresses any issues of disproportionality in statewide assessment.	<input checked="" type="radio"/>	<input type="radio"/>

District Comments



## ISD Comments

(required if ISD is returning to district for modifications)

A screenshot of a web browser toolbar. The toolbar contains the following icons from left to right: a pair of scissors (cut), a document with an arrow (copy), a document (paste), a left arrow (undo), a right arrow (redo), a dropdown menu with 'ABC' and a checkmark (font face), a bold 'B' button, an italic 'I' button, an underlined 'U' button, a numbered list icon, a bulleted list icon, a link icon (chain link), an unlink icon (chain link with a slash), and a search icon (magnifying glass).

## Godwin Heights Public Schools (41020)

### Instructions

This page uses data entered by Godwin Heights Public Schools (41020) for ISD review. ISDs may accept this district submission by clicking **Accept District Form**. Alternatively, ISDs may return this form for modifications by clicking **Return for Modifications**. When this form is accepted by the ISD, the applicable district information will need to be included in the ISD Summary Justification Form.

### Data

Below are the 1% Participation Rates for Godwin Heights Public Schools (41020):

Content Area	Total Tested	Alternate Tested	Spring 2021 Participation Rate
English Language Arts	329	0	0
Mathematics	328	0	0
Science	150	3	2
Social Studies	152	3	2

### Professional Development Provided

Question	Yes	No
Did the individualized education program (IEP) teams utilize the state guidelines for participation in the alternate assessment to make assessment participation decisions?	<input checked="" type="radio"/>	<input type="radio"/>

Please list professional development, informational sessions, and technical assistance provided regarding the 1% Cap and/or assessment selection and participation for the 2020-2021 school year.

Audience	Date Occurred	Topics and Method of Training	Delivered by
Special Education Staff	10/1/2021	Provided guide to assessments to all staff regarding alternate assessments.	District Staff
Special Education Staff	10/1/2021	Discussed criteria for alternate assessments at staff meeting.	District Staff

### Contributing Factors

Question	Yes	No
Did the district test fewer than 500 students total using statewide assessments?	<input checked="" type="radio"/>	<input type="radio"/>
Fewer than 8 students took MI-Access.	<input checked="" type="radio"/>	<input type="radio"/>
8 or more students took MI-Access.	<input type="radio"/>	<input checked="" type="radio"/>

Question	Yes	No
Did the district operate a center-based program or regional collaborative for students with significant cognitive impairments (serving students from in and outside of the district within a region or ISD)?	<input checked="" type="radio"/>	<input type="radio"/>

Utilizing the Alternate Assessment data reports, complete the following table.

Assessment Data Table	Number
Total Number of students tested overall	329
Total Number of students tested with MI-Access	4
Students in center-based program from outside district	0
Adjusted Total	329
Adjusted Participation Number	4
Adjusted Rate	1.2%

Please describe other justification as it specifically relates to Covid-19 and the Coronavirus Pandemic:

Please describe other justification:

## 2022 Projected Participation Rate

Projected Participation Rate 2021	Number
District's Projected Participation Rate for 2021 (per the response on the 2020 alternate assessment projected participation form)	2.1%

Using students' IEP information, Michigan School Data System (MSDS), and other current data, complete the following table to calculate the 2022 projected participation rate.

Projected Participation Rate 2022	Number
Total Number of students enrolled in grades 3, 4, 5, 6, 7, 8, 11	998
Total number of students whose IEPs designate MI-Access for state summative assessments in any content area	18
Projected Participation Rate for 2022	1.8%

## Local Plan

After reviewing all of the member district data for participation rates on the alternate assessment (MI-Access), detail below a summarized plan for providing professional development. This may include but is not limited to training on assessment selection, alternate assessment, alternate content standards, or planning for specialized instruction.

Audience	Topics and Method of Training	Date
Special Education Director	Data Dive with ISD to examine Alternate Assessment participation by eligibility category, primary educational setting, performance, instructional targets, placement, and subgroup.	2/25/2022
Special Education Director	Email reminder that statewide assessment decisions must be made by the IEP team, based on MDE guidance, to ensure that all students are assessed in the most appropriate way, based on the content standards to which the students are instructed.	2/25/2022

## Disproportionality

Question	Yes	No
Did the member district receive notification from the ISD regarding disproportionality in participation in the alternate assessment?	<input type="radio"/>	<input checked="" type="radio"/>

## Resources and Technical Assistance

Question	Yes	No
Does the member district require additional resources and technical assistance from the ISD or MDE to ensure students are being assessed using the most appropriate state summative assessment tool based on the state guidelines?	<input type="radio"/>	<input checked="" type="radio"/>

Please detail the need for additional resources and technical assistance.

## Assurances

Please provide the following assurances.

Question	Yes	No
The member district IEP team members follow the state guidelines for participation in the alternate assessment.	<input checked="" type="radio"/>	<input type="radio"/>
The member district allows IEP team members to decide which students take an alternate assessment.	<input checked="" type="radio"/>	<input type="radio"/>
The member district addresses any issues of disproportionality in statewide assessment.	<input checked="" type="radio"/>	<input type="radio"/>

## District Comments

## ISD Comments

(required if ISD is returning to district for modifications)

Under PD Provided: - Please detail the PD provided during last school year (2020-2021) - Cut the PD provided during the 2021-2022 school year from this section and move to the Local Plan section Under Contributing Factors: - In the Assessment Data Table, the total number of students tested overall is not the sum of the students assessed in the data table at the beginning. Many of these students are the same students (those who took the ELA also took the Math and Science and Social Studies). Need to adjust the numbers to represent the total number of students tested overall (it's probably about as much as those who

took ELA) Local Plan - Paste the PD provided during the 2021-2022 school year from the PD Provided section to this section

## Grand Rapids Public Schools (41010)

### Instructions

This page uses data entered by Grand Rapids Public Schools (41010) for ISD review. ISDs may accept this district submission by clicking **Accept District Form**. Alternatively, ISDs may return this form for modifications by clicking **Return for Modifications**. When this form is accepted by the ISD, the applicable district information will need to be included in the ISD Summary Justification Form.

### Data

Below are the 1% Participation Rates for Grand Rapids Public Schools (41010):

Content Area	Total Tested	Alternate Tested	Spring 2021 Participation Rate
English Language Arts	4609	93	2
Mathematics	4595	90	2
Science	1589	38	2.4
Social Studies	1580	29	1.8

### Professional Development Provided

Question	Yes	No
Did the individualized education program (IEP) teams utilize the state guidelines for participation in the alternate assessment to make assessment participation decisions?	<input checked="" type="radio"/>	<input type="radio"/>

Please list professional development, informational sessions, and technical assistance provided regarding the 1% Cap and/or assessment selection and participation for the 2020-2021 school year.

Audience	Date Occurred	Topics and Method of Training	Delivered by
SE Department Staff	10/1/2019	SE Supervisors Reviewed at individual Building Based Staff Meetings over the course of the month of October 2019.	District Staff
SE Department Staff	11/5/2019	PD large group with KISD	ISD Staff
SE Department Staff	8/27/2020	Met with staff during new hire orientation as well as during individual building team meetings and addressed alternate assessment decision making. Worked through the digital alternative assessment form on the MDE website and sent it via email for continual reference and usage.	District Staff
SE Department Staff	12/17/2020	Multiple dates of meeting with targeted focus group of teachers with higher percentage of students taking alternate assessment to ensure full consideration given to assessment decision and explaining with the whole IEP team.	District Staff

### Contributing Factors

Question	Yes	No
Did the district test fewer than 500 students total using statewide assessments?	<input type="radio"/>	<input checked="" type="radio"/>
Fewer than 8 students took MI-Access.	<input type="radio"/>	<input type="radio"/>
8 or more students took MI-Access.	<input type="radio"/>	<input type="radio"/>

Question	Yes	No
Did the district operate a center-based program or regional collaborative for students with significant cognitive impairments (serving students from in and outside of the district within a region or ISD)?	<input type="radio"/>	<input checked="" type="radio"/>

Utilizing the Alternate Assessment data reports, complete the following table.

Assessment Data Table	Number
Total Number of students tested overall	
Total Number of students tested with MI-Access	
Students in center-based program from outside district	
Adjusted Total	0
Adjusted Participation Number	0
Adjusted Rate	0%

Please describe other justification as it specifically relates to Covid-19 and the Coronavirus Pandemic:

District provided opportunity for students who remained on virtual status to schedule a time to come into a building to take the statewide test.

Please describe other justification:

District operates moderate cognitive impairment programming and autism spectrum disorder programming in which a portion of students participate in inclusion in core subjects that are an area of strength.

## 2022 Projected Participation Rate

Projected Participation Rate 2021	Number
District's Projected Participation Rate for 2021 (per the response on the 2020 alternate assessment projected participation form)	2.8%

Using students' IEP information, Michigan School Data System (MSDS), and other current data, complete the following table to calculate the 2022 projected participation rate.

Projected Participation Rate 2022	Number
Total Number of students enrolled in grades 3, 4, 5, 6, 7, 8, 11	7660
Total number of students whose IEPs designate MI-Access for state summative assessments in any content area	172
Projected Participation Rate for 2022	2.2%

## Local Plan

After reviewing all of the member district data for participation rates on the alternate assessment (MI-Access), detail below a summarized plan for providing professional development. This may include but is not limited to training on assessment selection, alternate assessment, alternate content standards, or planning for specialized instruction.

Audience	Topics and Method of Training	Date
Special Education Director	Data Dive with ISD to examine Alternate Assessment participation by eligibility category, primary educational setting, performance, instructional targets, placement, and subgroup.	2/25/2022
Special Education Service Providers	Email reminder that statewide assessment decisions must be made by the IEP team, based on MDE guidance, to ensure that all students are assessed in the most appropriate way, based on the content standards to which the students are instructed.	1/18/2022
Special Education Service Providers	Review of alternate assessment flowchart decision making tool with a subgroup of staff (new hire, related service, groups, targeted teachers).	1/19/2022
Special Education Service Providers	Subgroup of staff to complete MDE Assessment Selection Guidelines Training and provide certificate to Special Education Director upon completion.	3/4/2022

## Disproportionality

Question	Yes	No
Did the member district receive notification from the ISD regarding disproportionality in participation in the alternate assessment?	<input type="radio"/>	<input checked="" type="radio"/>

## Resources and Technical Assistance

Question	Yes	No
Does the member district require additional resources and technical assistance from the ISD or MDE to ensure students are being assessed using the most appropriate state summative assessment tool based on the state guidelines?	<input type="radio"/>	<input checked="" type="radio"/>

Please detail the need for additional resources and technical assistance.

## Assurances

Please provide the following assurances.

Question	Yes	No
The member district IEP team members follow the state guidelines for participation in the alternate assessment.	<input checked="" type="radio"/>	<input type="radio"/>
The member district allows IEP team members to decide which students take an alternate assessment.	<input checked="" type="radio"/>	<input type="radio"/>
The member district addresses any issues of disproportionality in statewide assessment.	<input checked="" type="radio"/>	<input type="radio"/>

### District Comments

Continual progress is being made in having students experience greater opportunities in inclusion which then enables participation in the general assessment. A focus on specially designed instruction and explicit instruction for staff are next levels of professional development to promote greater instructional delivery to positively impact student time spent in general education.

## ISD Comments

(required if ISD is returning to district for modifications)

[illegible]

# Grand River Preparatory High School (41930)

## Instructions

This page uses data entered by Grand River Preparatory High School (41930) for ISD review. ISDs may accept this district submission by clicking **Accept District Form**. Alternatively, ISDs may return this form for modifications by clicking **Return for Modifications**. When this form is accepted by the ISD, the applicable district information will need to be included in the ISD Summary Justification Form.

## Data

Below are the 1% Participation Rates for Grand River Preparatory High School (41930):

Content Area	Total Tested	Alternate Tested	Spring 2021 Participation Rate
English Language Arts	107	1	0.9
Mathematics	107	1	0.9
Science	86	1	1.2
Social Studies	83	1	1.2

## Professional Development Provided

Question	Yes	No
Did the individualized education program (IEP) teams utilize the state guidelines for participation in the alternate assessment to make assessment participation decisions?	<input checked="" type="radio"/>	<input type="radio"/>

Please list professional development, informational sessions, and technical assistance provided regarding the 1% Cap and/or assessment selection and participation for the 2020-2021 school year.

Audience	Date Occurred	Topics and Method of Training	Delivered by
SpEd Team	8/25/2021	Informational discussion/review of alt assessment decision-making	District Staff
Admin	8/25/2021	Discussion regarding alt assessment	District Staff

## Contributing Factors

Question	Yes	No
Did the district test fewer than 500 students total using statewide assessments?	<input checked="" type="radio"/>	<input type="radio"/>
Fewer than 8 students took MI-Access.	<input checked="" type="radio"/>	<input type="radio"/>
8 or more students took MI-Access.	<input type="radio"/>	<input checked="" type="radio"/>

Question	Yes	No
Did the district operate a center-based program or regional collaborative for students with significant cognitive impairments (serving students from in and outside of the district within a region or ISD)?	<input type="radio"/>	<input checked="" type="radio"/>

Utilizing the Alternate Assessment data reports, complete the following table.

Assessment Data Table	Number
Total Number of students tested overall	
Total Number of students tested with MI-Access	
Students in center-based program from outside district	
Adjusted Total	0
Adjusted Participation Number	0
Adjusted Rate	0%

Please describe other justification as it specifically relates to Covid-19 and the Coronavirus Pandemic:

Please describe other justification:

Small overall population taking tests. A single student on alt assessment can send us over the cap.



The school rarely places a student on alt assessment. These students usually transfer to us already having had that decision made by a previous school.

### 2022 Projected Participation Rate

Projected Participation Rate 2021	Number
District's Projected Participation Rate for 2021 (per the response on the 2020 alternate assessment projected participation form)	0%

Using students' IEP information, Michigan School Data System (MSDS), and other current data, complete the following table to calculate the 2022 projected participation rate.

Projected Participation Rate 2022	Number
Total Number of students enrolled in grades 3, 4, 5, 6, 7, 8, 11	113
Total number of students whose IEPs designate MI-Access for state summative assessments in any content area	0
Projected Participation Rate for 2022	0%

## Local Plan

After reviewing all of the member district data for participation rates on the alternate assessment (MI-Access), detail below a summarized plan for providing professional development. This may include but is not limited to training on assessment selection, alternate assessment, alternate content standards, or planning for specialized instruction.

Audience	Topics and Method of Training	Date
SpEd Team	additional discussion on alt assessment decision process	2/1/2022
School Admin	discussion regarding impact of transfer students who require alt assessment	2/1/2022

## Disproportionality

Question	Yes	No
Did the member district receive notification from the ISD regarding disproportionality in participation in the alternate assessment?	<input type="radio"/>	<input checked="" type="radio"/>

## Resources and Technical Assistance

Question	Yes	No
Does the member district require additional resources and technical assistance from the ISD or MDE to ensure students are being assessed using the most appropriate state summative assessment tool based on the state guidelines?	<input type="radio"/>	<input checked="" type="radio"/>

Please detail the need for additional resources and technical assistance.

\_\_\_\_\_

## Assurances

Please provide the following assurances.


Question	Yes	No
The member district IEP team members follow the state guidelines for participation in the alternate assessment.	<input checked="" type="radio"/>	<input type="radio"/>
The member district allows IEP team members to decide which students take an alternate assessment.	<input checked="" type="radio"/>	<input type="radio"/>
The member district addresses any issues of disproportionality in statewide assessment.	<input checked="" type="radio"/>	<input type="radio"/>

### District Comments

Again, over the years, the majority of students who take the alt assessment with us had this decision made well before transferring to our school. We do engage in a data review to ensure the decision is appropriate, but rarely are we deciding this for the first time for a student.

## ISD Comments

(required if ISD is returning to district for modifications)



## Grandville Public Schools (41130)

### Instructions

This page uses data entered by Grandville Public Schools (41130) for ISD review. ISDs may accept this district submission by clicking **Accept District Form**. Alternatively, ISDs may return this form for modifications by clicking **Return for Modifications**. When this form is accepted by the ISD, the applicable district information will need to be included in the ISD Summary Justification Form.

### Data

Below are the 1% Participation Rates for Grandville Public Schools (41130):

Content Area	Total Tested	Alternate Tested	Spring 2021 Participation Rate
English Language Arts	2443	33	1.4
Mathematics	2425	33	1.4
Science	1081	12	1.1
Social Studies	1100	14	1.3

### Professional Development Provided

Question	Yes	No
Did the individualized education program (IEP) teams utilize the state guidelines for participation in the alternate assessment to make assessment participation decisions?	<input checked="" type="radio"/>	<input type="radio"/>

Please list professional development, informational sessions, and technical assistance provided regarding the 1% Cap and/or assessment selection and participation for the 2020-2021 school year.

Audience	Date Occurred	Topics and Method of Training	Delivered by
Administrative Team	1/14/2021	Reminder about testing dates/ windows and guidelines about who can take the alternative state test (MI- Access). Shared information on the 1% limit	District Staff
Teachers of MICI and ASD Programs	10/25/2021	Email sent to teaching staff regarding Spring 2021 testing. Attached information related to testing dates, guidance on who should take the test, things to consider when writing the IEP and clarification on the levels of the test such as Supported and Participation.	District Staff
High school special education team	10/19/2021	Created a spreadsheet to track HS accommodated testers- indicating test type and any/ all accommodations. This was updated regularly by members of the high school team.	District Staff

### Contributing Factors

Question	Yes	No
Did the district test fewer than 500 students total using statewide assessments?	<input type="radio"/>	<input checked="" type="radio"/>
Fewer than 8 students took MI-Access.	<input type="radio"/>	<input type="radio"/>
8 or more students took MI-Access.	<input type="radio"/>	<input type="radio"/>

Question	Yes	No
Did the district operate a center-based program or regional collaborative for students with significant cognitive impairments (serving students from in and outside of the district within a region or ISD)?	<input checked="" type="radio"/>	<input type="radio"/>

Utilizing the Alternate Assessment data reports, complete the following table.

Assessment Data Table	Number
Total Number of students tested overall	2443
Total Number of students tested with MI-Access	33
Students in center-based program from outside district	7
Adjusted Total	2436
Adjusted Participation Number	26
Adjusted Rate	1.1%

Please describe other justification as it specifically relates to Covid-19 and the Coronavirus Pandemic:

Please describe other justification:

Please describe other justification.

We operate a full continuum of MICI classrooms and ASD classrooms within our district. We currently have 4 MICI classrooms K-12 and 6 ASD classrooms K-12. This gives us a disproportionately higher number of students that may qualify for the MI Access test.

## 2022 Projected Participation Rate

Projected Participation Rate 2021	Number
District's Projected Participation Rate for 2021 (per the response on the 2020 alternate assessment projected participation form)	1.4%

Using students' IEP information, Michigan School Data System (MSDS), and other current data, complete the following table to calculate the 2022 projected participation rate.

Projected Participation Rate 2022	Number
Total Number of students enrolled in grades 3, 4, 5, 6, 7, 8, 11	2829
Total number of students whose IEPs designate MI-Access for state summative assessments in any content area	32
Projected Participation Rate for 2022	1.1%

## Local Plan

After reviewing all of the member district data for participation rates on the alternate assessment (MI-Access), detail below a summarized plan for providing professional development. This may include but is not limited to training on assessment selection, alternate assessment, alternate content standards, or planning for specialized instruction.

Audience	Topics and Method of Training	Date
Administrative Team	Provide Admin. Team with reminders on who qualifies for the MI-Access and the requirements to take the MIAccess. Give them a copy of Michigan. Gov document entitled MI Access- Who Takes the Alternate Assessment	2/17/2022
Teachers	Provide Teachers with a reminder to verify IEP information and ensure IEP testing information supports the selected test	2/1/2022
Teachers	Provide Teachers with another copy of the document entitled Should My Student Take the Alternative Assessment	2/1/2022
Full Team Admin/ Teachers	Provide them with a copy of Important dates for Assessment to ensure they have student identified appropriately and on - time	2/1/2022
Admin	Review tested rosters to ensure students are correctly coded with the assessment type before testing begins	1/2/2022

## Disproportionality

Question	Yes	No
Did the member district receive notification from the ISD regarding disproportionality in participation in the alternate assessment?	<input type="radio"/>	<input checked="" type="radio"/>

## Resources and Technical Assistance

Question	Yes	No
Does the member district require additional resources and technical assistance from the ISD or MDE to ensure students are being assessed using the most appropriate state summative assessment tool based on the state guidelines?	<input type="radio"/>	<input checked="" type="radio"/>

Please detail the need for additional resources and technical assistance.

## Assurances

Please provide the following assurances.

Question	Yes	No
The member district IEP team members follow the state guidelines for participation in the alternate assessment.	<input checked="" type="radio"/>	<input type="radio"/>
The member district allows IEP team members to decide which students take an alternate assessment.	<input checked="" type="radio"/>	<input type="radio"/>
The member district addresses any issues of disproportionality in statewide assessment.	<input checked="" type="radio"/>	<input type="radio"/>

## District Comments

## ISD Comments

(required if ISD is returning to district for modifications)

A screenshot of a rich text editor interface. The top toolbar contains icons for undo, redo, bold, italic, underline, bulleted list, numbered list, link, unlink, and a link icon. Below the toolbar is a large, empty text area with a light gray background. The bottom of the image shows a dark gray status bar.

## Kelloggsville Public Schools (41140)

### Instructions

This page uses data entered by Kelloggsville Public Schools (41140) for ISD review. ISDs may accept this district submission by clicking **Accept District Form**. Alternatively, ISDs may return this form for modifications by clicking **Return for Modifications**. When this form is accepted by the ISD, the applicable district information will need to be included in the ISD Summary Justification Form.

### Data

Below are the 1% Participation Rates for Kelloggsville Public Schools (41140):

Content Area	Total Tested	Alternate Tested	Spring 2021 Participation Rate
English Language Arts	344	3	0.9
Mathematics	344	3	0.9
Science	122	3	2.5
Social Studies	122	3	2.5

### Professional Development Provided

Question	Yes	No
Did the individualized education program (IEP) teams utilize the state guidelines for participation in the alternate assessment to make assessment participation decisions?	<input checked="" type="radio"/>	<input type="radio"/>

Please list professional development, informational sessions, and technical assistance provided regarding the 1% Cap and/or assessment selection and participation for the 2020-2021 school year.

Audience	Date Occurred	Topics and Method of Training	Delivered by
Special Education Staff	1/7/2021	Email explaining process with decision tree attached	District Staff
Special Education Staff	8/31/2020	Special Education director developed a web page with a sub page for special education staff. The Decision tree for state assessment is embedded in the web page and provided as a resource to staff. All staff have access to the web page and are encouraged to utilize it as a resource.	District Staff

### Contributing Factors

Question	Yes	No
Did the district test fewer than 500 students total using statewide assessments?	<input checked="" type="radio"/>	<input type="radio"/>
Fewer than 8 students took MI-Access.	<input checked="" type="radio"/>	<input type="radio"/>
8 or more students took MI-Access.	<input type="radio"/>	<input checked="" type="radio"/>

Question	Yes	No
Did the district operate a center-based program or regional collaborative for students with significant cognitive impairments (serving students from in and outside of the district within a region or ISD)?	<input type="radio"/>	<input checked="" type="radio"/>

Utilizing the Alternate Assessment data reports, complete the following table.

Assessment Data Table	Number
Total Number of students tested overall	
Total Number of students tested with MI-Access	
Students in center-based program from outside district	
Adjusted Total	0
Adjusted Participation Number	0
Adjusted Rate	0%

Please describe other justification as it specifically relates to Covid-19 and the Coronavirus Pandemic:

Due to the pandemic, many students opted out of taking state assessments. The number of students who tested does not represent the number students eligible to test in Kelloggsville.

Please describe other justification:

Kelloggsville is a small district and, with our current numbers, testing more than 10 students in grades 3-8 and 11 with MI-Access results in us exceeding the 1% CAP.

## 2022 Projected Participation Rate

Projected Participation Rate 2021	Number
District's Projected Participation Rate for 2021 (per the response on the 2020 alternate assessment projected participation form)	1.1%

Using students' IEP information, Michigan School Data System (MSDS), and other current data, complete the following table to calculate the 2022 projected participation rate.

Projected Participation Rate 2022	Number
Total Number of students enrolled in grades 3, 4, 5, 6, 7, 8, 11	1050
Total number of students whose IEPs designate MI-Access for state summative assessments in any content area	13
Projected Participation Rate for 2022	1.2%

## Local Plan

After reviewing all of the member district data for participation rates on the alternate assessment (MI-Access), detail below a summarized plan for providing professional development. This may include but is not limited to training on assessment selection, alternate assessment, alternate content standards, or planning for specialized instruction.

Audience	Topics and Method of Training	Date
Special Education Director	Data Dive with ISD to examine Alternate Assessment participation by eligibility category, primary educational setting, performance, instructional targets, placement, and subgroup.	2/25/2022
Special Education Staff	Email reminder that statewide assessment decisions must be made by the IEP team, based on MDE guidance, to ensure that all students are assessed in the most appropriate way, based on the content standards to which the students are instructed.	9/5/2022
Special Education Staff	Staff (or a subgroup) to complete MDE Assessment Selection Guidelines Training and provide certificate to Special Education Director upon completion.	9/5/2022

## Disproportionality

Question	Yes	No
Did the member district receive notification from the ISD regarding disproportionality in participation in the alternate assessment?	<input type="radio"/>	<input checked="" type="radio"/>

## Resources and Technical Assistance

Question	Yes	No
Does the member district require additional resources and technical assistance from the ISD or MDE to ensure students are being assessed using the most appropriate state summative assessment tool based on the state guidelines?	<input type="radio"/>	<input checked="" type="radio"/>

Please detail the need for additional resources and technical assistance.

## Assurances

Please provide the following assurances.

Question	Yes	No
The member district IEP team members follow the state guidelines for participation in the alternate assessment.	<input checked="" type="radio"/>	<input type="radio"/>
The member district allows IEP team members to decide which students take an alternate assessment.	<input checked="" type="radio"/>	<input type="radio"/>
The member district addresses any issues of disproportionality in statewide assessment.	<input checked="" type="radio"/>	<input type="radio"/>

## District Comments

## ISD Comments

(required if ISD is returning to district for modifications)

(required if ISO is returning to district for modifications)

ABC



## Kenowa Hills Public Schools (41145)

### Instructions

This page uses data entered by Kenowa Hills Public Schools (41145) for ISD review. ISDs may accept this district submission by clicking **Accept District Form**. Alternatively, ISDs may return this form for modifications by clicking **Return for Modifications**. When this form is accepted by the ISD, the applicable district information will need to be included in the ISD Summary Justification Form.

### Data

Below are the 1% Participation Rates for Kenowa Hills Public Schools (41145):

Content Area	Total Tested	Alternate Tested	Spring 2021 Participation Rate
English Language Arts	1237	33	2.7
Mathematics	1231	33	2.7
Science	518	14	2.7
Social Studies	519	15	2.9

### Professional Development Provided

Question	Yes	No
Did the individualized education program (IEP) teams utilize the state guidelines for participation in the alternate assessment to make assessment participation decisions?	<input checked="" type="radio"/>	<input type="radio"/>

Please list professional development, informational sessions, and technical assistance provided regarding the 1% Cap and/or assessment selection and participation for the 2020-2021 school year.

Audience	Date Occurred	Topics and Method of Training	Delivered by
Special Education Staff	8/24/2020	Included Alternative Assessment guidance with staff professional development	Other Luke Scholten
Administration	8/19/2020	Included Alternative Assessment and 1% CAP in professional development with district administration	Other Luke Scholten

### Contributing Factors

Question	Yes	No
Did the district test fewer than 500 students total using statewide assessments?	<input type="radio"/>	<input checked="" type="radio"/>
Fewer than 8 students took MI-Access.	<input type="radio"/>	<input type="radio"/>
8 or more students took MI-Access.	<input type="radio"/>	<input type="radio"/>

Question	Yes	No
Did the district operate a center-based program or regional collaborative for students with significant cognitive impairments (serving students from in and outside of the district within a region or ISD)?	<input checked="" type="radio"/>	<input type="radio"/>

Utilizing the Alternate Assessment data reports, complete the following table.

Assessment Data Table	Number
Total Number of students tested overall	1237
Total Number of students tested with MI-Access	33
Students in center-based program from outside district	16
Adjusted Total	1221
Adjusted Participation Number	17
Adjusted Rate	1.4%

Please describe other justification as it specifically relates to Covid-19 and the Coronavirus Pandemic:

All students from Kenowa Hills or educated through our regional ASD and MiCI programs were invited to participate in state testing.

Please describe other justification:

None

## 2022 Projected Participation Rate

Projected Participation Rate 2021	Number
District's Projected Participation Rate for 2021 (per the response on the 2020 alternate assessment projected participation form)	2%

Using students' IEP information, Michigan School Data System (MSDS), and other current data, complete the following table to calculate the 2022 projected participation rate.

Projected Participation Rate 2022	Number
Total Number of students enrolled in grades 3, 4, 5, 6, 7, 8, 11	1559
Total number of students whose IEPs designate MI-Access for state summative assessments in any content area	32
Projected Participation Rate for 2022	2.1%

## Local Plan

After reviewing all of the member district data for participation rates on the alternate assessment (MI-Access), detail below a summarized plan for providing professional development. This may include but is not limited to training on assessment selection, alternate assessment, alternate content standards, or planning for specialized instruction.

Audience	Topics and Method of Training	Date
Special Education Director	Data Dive with ISD to examine Alternate Assessment participation by eligibility category, primary educational setting, performance, instructional targets, placement, and subgroup.	2/25/2022
Special Education Staff	Email reminder that statewide assessment decisions must be made by the IEP team, based on MDE guidance, to ensure that all students are assessed in the most appropriate way, based on the content standards to which the students are instructed.	3/11/2022

## Disproportionality

Question	Yes	No
Did the member district receive notification from the ISD regarding disproportionality in participation in the alternate assessment?	<input type="radio"/>	<input checked="" type="radio"/>

## Resources and Technical Assistance

Question	Yes	No
Does the member district require additional resources and technical assistance from the ISD or MDE to ensure students are being assessed using the most appropriate state summative assessment tool based on the state guidelines?	<input type="radio"/>	<input checked="" type="radio"/>

Please detail the need for additional resources and technical assistance.

## Assurances

Please provide the following assurances.

Question	Yes	No
The member district IEP team members follow the state guidelines for participation in the alternate assessment.	<input checked="" type="radio"/>	<input type="radio"/>
The member district allows IEP team members to decide which students take an alternate assessment.	<input checked="" type="radio"/>	<input type="radio"/>
The member district addresses any issues of disproportionality in statewide assessment.	<input checked="" type="radio"/>	<input type="radio"/>

## District Comments

District IEP teams will continue to receive guidance from administration to use guidance provided by MDE and what is in the best interest of the student at the time of the IEP to determine what statewide assessment is needed both for participation and an accurate demonstration of skill performance.

## ISD Comments

(required if ISD is returning to district for modifications)



## Kentwood Public Schools (41160)

### Instructions

This page uses data entered by Kentwood Public Schools (41160) for ISD review. ISDs may accept this district submission by clicking **Accept District Form**. Alternatively, ISDs may return this form for modifications by clicking **Return for Modifications**. When this form is accepted by the ISD, the applicable district information will need to be included in the ISD Summary Justification Form.

### Data

Below are the 1% Participation Rates for Kentwood Public Schools (41160):

Content Area	Total Tested	Alternate Tested	Spring 2021 Participation Rate
English Language Arts	3377	88	2.6
Mathematics	3332	83	2.5
Science	1329	37	2.8
Social Studies	1268	23	1.8

### Professional Development Provided

Question	Yes	No
Did the individualized education program (IEP) teams utilize the state guidelines for participation in the alternate assessment to make assessment participation decisions?	<input checked="" type="radio"/>	<input type="radio"/>

Please list professional development, informational sessions, and technical assistance provided regarding the 1% Cap and/or assessment selection and participation for the 2020-2021 school year.

Audience	Date Occurred	Topics and Method of Training	Delivered by
Special Education Director	2/15/2020	Data Dive with ISD to examine Alternate Assessment participation by eligibility category, primary educational setting, performance, instructional targets, placement and subgroup	ISD Staff
Special Education Staff	10/31/2020	Procedures shared with all staff that included copies of the MDE documents related to determining appropriate alternate assessments per the IEP.	District Staff
Special Education Staff	2/1/2021	MDE Assessment Selection Guidelines Training required for relevant staff with students taking alternate assessments	District Staff
Special Education Administration	2/1/2021	Review all students recommended to take alternate assessments and provide feedback to staff on guidelines	District Staff

### Contributing Factors

Question	Yes	No
Did the district test fewer than 500 students total using statewide assessments?	<input type="radio"/>	<input checked="" type="radio"/>
Fewer than 8 students took MI-Access.	<input type="radio"/>	<input type="radio"/>
8 or more students took MI-Access.	<input type="radio"/>	<input type="radio"/>

Question	Yes	No
Did the district operate a center-based program or regional collaborative for students with significant cognitive impairments (serving students from in and outside of the district within a region or ISD)?	<input type="radio"/>	<input checked="" type="radio"/>

Utilizing the Alternate Assessment data reports, complete the following table.

Assessment Data Table	Number
Total Number of students tested overall	
Total Number of students tested with MI-Access	
Students in center-based program from outside district	
Adjusted Total	0
Adjusted Participation Number	0
Adjusted Rate	0%

Please describe other justification as it specifically relates to Covid-19 and the Coronavirus Pandemic:

--

Please describe other justification:

Kentwood is a large demographic district with a K-12 continuum for ASD and CI programming. We have a very mobile population and the district attracts quite a few students based on our ASD programming. The students who attend our ASD classrooms are generally functioning at a level that requires assessment through alternate achievement standards.

## 2022 Projected Participation Rate

Projected Participation Rate 2021	Number
District's Projected Participation Rate for 2021 (per the response on the 2020 alternate assessment projected participation form)	2.8%

Using students' IEP information, Michigan School Data System (MSDS), and other current data, complete the following table to calculate the 2022 projected participation rate.

Projected Participation Rate 2022	Number
Total Number of students enrolled in grades 3, 4, 5, 6, 7, 8, 11	4691
Total number of students whose IEPs designate MI-Access for state summative assessments in any content area	85
Projected Participation Rate for 2022	1.8%

## Local Plan

After reviewing all of the member district data for participation rates on the alternate assessment (MI-Access), detail below a summarized plan for providing professional development. This may include but is not limited to training on assessment selection, alternate assessment, alternate content standards, or planning for specialized instruction.

Audience	Topics and Method of Training	Date
Special Education Director	Data Dive with ISD to examine Alternate Assessment participation by eligibility category, primary educational setting, performance, instructional targets, placement, and subgroup.	2/25/2022
Special Education Staff	Email reminder that statewide assessment decisions must be made by the IEP team, based on MDE guidance, to ensure that all students are assessed in the most appropriate way, based on the content standards to which the students are instructed.	3/2/2022
Special Education Staff	Relevant SE staff will complete MDE Assessment Selection Guidelines Training and provide certificate to Special Education Director upon completion	3/2/2022
Special Education Staff	Meet with special education teams/department to review Alternate Assessment Data, assessment selection guidance, and local practices. Review subgroup data to ensure alternate assessment decisions are being made fairly.	3/2/2022

## Disproportionality

Question	Yes	No
Did the member district receive notification from the ISD regarding disproportionality in participation in the alternate assessment?	<input type="radio"/>	<input checked="" type="radio"/>

## Resources and Technical Assistance

Question	Yes	No
Does the member district require additional resources and technical assistance from the ISD or MDE to ensure students are being assessed using the most appropriate state summative assessment tool based on the state guidelines?	<input type="radio"/>	<input checked="" type="radio"/>

Please detail the need for additional resources and technical assistance.

## Assurances

Please provide the following assurances.

Question	Yes	No
The member district IEP team members follow the state guidelines for participation in the alternate assessment.	<input checked="" type="radio"/>	<input type="radio"/>
The member district allows IEP team members to decide which students take an alternate assessment.	<input checked="" type="radio"/>	<input type="radio"/>
The member district addresses any issues of disproportionality in statewide assessment.	<input checked="" type="radio"/>	<input type="radio"/>

--

(required if ISD is returning to district for modifications)

A screenshot of a rich text editor interface. The top toolbar contains icons for cut, copy, paste, undo, redo, font color (ABC), bold (B), italic (I), underline (U), bulleted list, numbered list, decrease indent, increase indent, link, and unlink. Below the toolbar is a large, empty white text area with a thin gray border. The bottom of the image shows a dark gray footer bar.

## New Branches Charter Academy (41901)

### Instructions

This page uses data entered by New Branches Charter Academy (41901) for ISD review. ISDs may accept this district submission by clicking **Accept District Form**. Alternatively, ISDs may return this form for modifications by clicking **Return for Modifications**. When this form is accepted by the ISD, the applicable district information will need to be included in the ISD Summary Justification Form.

### Data

Below are the 1% Participation Rates for New Branches Charter Academy (41901):

Content Area	Total Tested	Alternate Tested	Spring 2021 Participation Rate
English Language Arts	196	2	1
Mathematics	196	2	1
Science	64	1	1.6
Social Studies	64	1	1.6

### Professional Development Provided

Question	Yes	No
Did the individualized education program (IEP) teams utilize the state guidelines for participation in the alternate assessment to make assessment participation decisions?	<input checked="" type="radio"/>	<input type="radio"/>

Please list professional development, informational sessions, and technical assistance provided regarding the 1% Cap and/or assessment selection and participation for the 2020-2021 school year.

Audience	Date Occurred	Topics and Method of Training	Delivered by
Special Education Teams	12/4/2020	MIACCESS, 1% flowchart, previous data	District Staff Sarah Vander Baan and Nick Stage
Leaders	10/15/2021	MIACCESS, 1% flowchart, previous data	District Staff Sarah Vander Baan

### Contributing Factors

Question	Yes	No
Did the district test fewer than 500 students total using statewide assessments?	<input checked="" type="radio"/>	<input type="radio"/>
Fewer than 8 students took MI-Access.	<input checked="" type="radio"/>	<input type="radio"/>
8 or more students took MI-Access.	<input type="radio"/>	<input checked="" type="radio"/>

Question	Yes	No
Did the district operate a center-based program or regional collaborative for students with significant cognitive impairments (serving students from in and outside of the district within a region or ISD)?	<input type="radio"/>	<input checked="" type="radio"/>

Utilizing the Alternate Assessment data reports, complete the following table.

Assessment Data Table	Number
Total Number of students tested overall	
Total Number of students tested with MI-Access	
Students in center-based program from outside district	
Adjusted Total	0
Adjusted Participation Number	0
Adjusted Rate	0%

Please describe other justification as it specifically relates to Covid-19 and the Coronavirus Pandemic:

Based on a review of data, COVID did not have an impact on the justification of a team's individualized determination that a student needs to take MI-ACCESS.

Please describe other justification:

The team makes an individualized determination of student participation in MI-ACCESS.

## 2022 Projected Participation Rate

Projected Participation Rate 2021	Number
District's Projected Participation Rate for 2021 (per the response on the 2020 alternate assessment projected participation form)	0.5%

Using students' IEP information, Michigan School Data System (MSDS), and other current data, complete the following table to calculate the 2022 projected participation rate.

Projected Participation Rate 2022	Number
Total Number of students enrolled in grades 3, 4, 5, 6, 7, 8, 11	165
Total number of students whose IEPs designate MI-Access for state summative assessments in any content area	3
Projected Participation Rate for 2022	1.8%

## Local Plan

After reviewing all of the member district data for participation rates on the alternate assessment (MI-Access), detail below a summarized plan for providing professional development. This may include but is not limited to training on assessment selection, alternate assessment, alternate content standards, or planning for specialized instruction.

Audience	Topics and Method of Training	Date
District admin	What is MI-ACCESS, 1% flow chart, past assessment data review	2/22/2022
Special Education Teams	What is MI-ACCESS, 1% flow chart, past assessment data review	3/4/2022

## Disproportionality

Question	Yes	No
Did the member district receive notification from the ISD regarding disproportionality in participation in the alternate assessment?	<input type="radio"/>	<input checked="" type="radio"/>

## Resources and Technical Assistance

Question	Yes	No
Does the member district require additional resources and technical assistance from the ISD or MDE to ensure students are being assessed using the most appropriate state summative assessment tool based on the state guidelines?	<input type="radio"/>	<input checked="" type="radio"/>

Please detail the need for additional resources and technical assistance.

## Assurances

Please provide the following assurances.

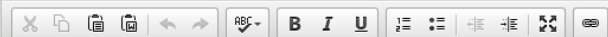
Question	Yes	No
The member district IEP team members follow the state guidelines for participation in the alternate assessment.	<input checked="" type="radio"/>	<input type="radio"/>
The member district allows IEP team members to decide which students take an alternate assessment.	<input checked="" type="radio"/>	<input type="radio"/>
The member district addresses any issues of disproportionality in statewide assessment.	<input checked="" type="radio"/>	<input type="radio"/>

## District Comments


The team will be asked to review their MI-ACCESS data, process, and alternate assessment takers.

## ISD Comments

(required if ISD is returning to district for modifications)







## River City Scholars Charter Academy (41928)

### Instructions

This page uses data entered by River City Scholars Charter Academy (41928) for ISD review. ISDs may accept this district submission by clicking **Accept District Form**. Alternatively, ISDs may return this form for modifications by clicking **Return for Modifications**. When this form is accepted by the ISD, the applicable district information will need to be included in the ISD Summary Justification Form.

### Data

Below are the 1% Participation Rates for River City Scholars Charter Academy (41928):

Content Area	Total Tested	Alternate Tested	Spring 2021 Participation Rate
English Language Arts	262	4	1.5
Mathematics	263	4	1.5
Science	75	1	1.3
Social Studies	74	0	0

### Professional Development Provided

Question	Yes	No
Did the individualized education program (IEP) teams utilize the state guidelines for participation in the alternate assessment to make assessment participation decisions?	<input checked="" type="radio"/>	<input type="radio"/>

Please list professional development, informational sessions, and technical assistance provided regarding the 1% Cap and/or assessment selection and participation for the 2020-2021 school year.

Audience	Date Occurred	Topics and Method of Training	Delivered by
Given copy of the guidance documents Should My Student Take the Alternate Assessment provided by MDE	9/13/2020	Through face to face/virtual and email communication, the Special Education Team, Related Service Providers and Administration has received a copy of MDE's flow chart and utilize this to support decisions and discussions with parents in determining state assessment participation.	District Staff
Online Interactive IEP Decision Tool	9/1/2020	Through face to face/virtual and email communication, the Special Education Team, Related Service Providers and Administration has received links to MDE's resources and utilize this to support decisions and discussions with parents in determining state assessment participation.	District Staff
In depth student data analysis reviews	12/1/2020	Through face to face/virtual discussion and email communication, in depth student data analysis reviews were conducted to consider the need for an alternate curriculum. Focus was on least restrictive environment and continuum of services being exhausted prior to participating in the state's alternate assessment.	District Staff

### Contributing Factors

Question	Yes	No
Did the district test fewer than 500 students total using statewide assessments?	<input checked="" type="radio"/>	<input type="radio"/>
Fewer than 8 students took MI-Access.	<input checked="" type="radio"/>	<input type="radio"/>
8 or more students took MI-Access.	<input type="radio"/>	<input checked="" type="radio"/>

Question	Yes	No
Did the district operate a center-based program or regional collaborative for students with significant cognitive impairments (serving students from in and outside of the district within a region or ISD)?	<input type="radio"/>	<input checked="" type="radio"/>

Utilizing the Alternate Assessment data reports, complete the following table.

Assessment Data Table	Number
Total Number of students tested overall	
Total Number of students tested with MI-Access	
Students in center-based program from outside district	
Adjusted Total	0
Adjusted Participation Number	0
Adjusted Rate	0%

Please describe other justification as it specifically relates to Covid-19 and the Coronavirus Pandemic:

At the start of the 2020-21 school year, River City Scholars Charter Academy received an influx of transfer students (#) whose IEP identified that they were taking the alternate assessment which contributed to the increase in the overall participation rate of students participating in the alternate assessment. River City Scholars Charter Academy operates an intensive resource room program for students that participate in an alternate assessment.

Please describe other justification:

## 2022 Projected Participation Rate

Projected Participation Rate 2021	Number
District's Projected Participation Rate for 2021 (per the response on the 2020 alternate assessment projected participation form)	0.7%

Using students' IEP information, Michigan School Data System (MSDS), and other current data, complete the following table to calculate the 2022 projected participation rate.

Projected Participation Rate 2022	Number
Total Number of students enrolled in grades 3, 4, 5, 6, 7, 8, 11	247
Total number of students whose IEPs designate MI-Access for state summative assessments in any content area	4
Projected Participation Rate for 2022	1.6%

## Local Plan

After reviewing all of the member district data for participation rates on the alternate assessment (MI-Access), detail below a summarized plan for providing professional development. This may include but is not limited to training on assessment selection, alternate assessment, alternate content standards, or planning for specialized instruction.

Audience	Topics and Method of Training	Date
Special Education Team and Administrators	Meet with special education teams/department to review alternate assessment data, assessment selection guidance, and local practices	3/4/2022

## Disproportionality

Question	Yes	No
Did the member district receive notification from the ISD regarding disproportionality in participation in the alternate assessment?	<input type="radio"/>	<input checked="" type="radio"/>

## Resources and Technical Assistance

Question	Yes	No
Does the member district require additional resources and technical assistance from the ISD or MDE to ensure students are being assessed using the most appropriate state summative assessment tool based on the state guidelines?	<input type="radio"/>	<input checked="" type="radio"/>

Please detail the need for additional resources and technical assistance.

## Assurances

Please provide the following assurances.

Question	Yes	No
The member district IEP team members follow the state guidelines for participation in the alternate assessment.	<input checked="" type="radio"/>	<input type="radio"/>
The member district allows IEP team members to decide which students take an alternate assessment.	<input checked="" type="radio"/>	<input type="radio"/>
The member district addresses any issues of disproportionality in statewide assessment.	<input checked="" type="radio"/>	<input type="radio"/>

District Comments

### ISD Comments

(required if ISD is returning to district for modifications)

A screenshot of a rich text editor interface. The top toolbar contains icons for undo, redo, bold, italic, underline, bulleted list, numbered list, decrease indent, increase indent, link, and unlink. Below the toolbar is a large, empty text area with a light gray background. The bottom of the image shows a dark gray status bar.

## Rockford Public Schools (41210)

### Instructions

This page uses data entered by Rockford Public Schools (41210) for ISD review. ISDs may accept this district submission by clicking **Accept District Form**. Alternatively, ISDs may return this form for modifications by clicking **Return for Modifications**. When this form is accepted by the ISD, the applicable district information will need to be included in the ISD Summary Justification Form.

### Data

Below are the 1% Participation Rates for Rockford Public Schools (41210):

Content Area	Total Tested	Alternate Tested	Spring 2021 Participation Rate
English Language Arts	3685	38	1
Mathematics	3683	37	1
Science	1526	17	1.1
Social Studies	1521	7	0.5

### Professional Development Provided

Question	Yes	No
Did the individualized education program (IEP) teams utilize the state guidelines for participation in the alternate assessment to make assessment participation decisions?	<input checked="" type="radio"/>	<input type="radio"/>

Please list professional development, informational sessions, and technical assistance provided regarding the 1% Cap and/or assessment selection and participation for the 2020-2021 school year.

Audience	Date Occurred	Topics and Method of Training	Delivered by
Special Education Staff	10/26/2021	Met with special education teams/department to review Alternate Assessment Data, assessment selection guidance, and local practices.	District Staff
Special Education Staff	11/17/2021	Met with special education teams/department to review Alternate Assessment Data, assessment selection guidance, and local practices.	District Staff
Special Education Staff	11/4/2020	Met with special education teams/department to review Alternate Assessment Data, assessment selection guidance, and local practices.	District Staff
Special Education Staff	1/20/2021	Met with special education teams/department to review Alternate Assessment Data, assessment selection guidance, and local practices.	District Staff

### Contributing Factors

Question	Yes	No
Did the district test fewer than 500 students total using statewide assessments?	<input type="radio"/>	<input checked="" type="radio"/>
Fewer than 8 students took MI-Access.	<input type="radio"/>	<input type="radio"/>
8 or more students took MI-Access.	<input type="radio"/>	<input type="radio"/>

Question	Yes	No
Did the district operate a center-based program or regional collaborative for students with significant cognitive impairments (serving students from in and outside of the district within a region or ISD)?	<input checked="" type="radio"/>	<input type="radio"/>

Utilizing the Alternate Assessment data reports, complete the following table.

Assessment Data Table	Number
Total Number of students tested overall	3685
Total Number of students tested with MI-Access	38
Students in center-based program from outside district	15
Adjusted Total	3670
Adjusted Participation Number	23
Adjusted Rate	0.6%

Please describe other justification as it specifically relates to Covid-19 and the Coronavirus Pandemic:

Due to COVID-19, Rockford has a higher number of students who were scheduled to take MI-ACCESS who ended up as an opt out. This lowered the amount of students tested overall and also lowered the number of students who tested with MI-ACCESS

Please describe other justification:

Rockford runs regional CI and ASD programs for grades K-12. In all of these programs, assessment decisions are made by the IEP team utilizing MDE Guidance.

## 2022 Projected Participation Rate

Projected Participation Rate 2021	Number
District's Projected Participation Rate for 2021 (per the response on the 2020 alternate assessment projected participation form)	1.1%

Using students' IEP information, Michigan School Data System (MSDS), and other current data, complete the following table to calculate the 2022 projected participation rate.

Projected Participation Rate 2022	Number
Total Number of students enrolled in grades 3, 4, 5, 6, 7, 8, 11	3889
Total number of students whose IEPs designate MI-Access for state summative assessments in any content area	47
Projected Participation Rate for 2022	1.2%

## Local Plan

After reviewing all of the member district data for participation rates on the alternate assessment (MI-Access), detail below a summarized plan for providing professional development. This may include but is not limited to training on assessment selection, alternate assessment, alternate content standards, or planning for specialized instruction.

Audience	Topics and Method of Training	Date
Special Education Director	Data Dive with ISD to examine Alternate Assessment participation by eligibility category, primary educational setting, performance, instructional targets, placement, and subgroup.	2/25/2022
Special Education Staff	Email reminder that statewide assessment decisions must be made by the IEP team, based on MDE guidance, to ensure that all students are assessed in the most appropriate way, based on the content standards to which the students are instructed.	3/9/2022
Special Education Staff	Meet with special education teams/department to review Alternate Assessment Data, assessment selection guidance, and local practices.	4/13/2022

## Disproportionality

Question	Yes	No
Did the member district receive notification from the ISD regarding disproportionality in participation in the alternate assessment?	<input checked="" type="radio"/>	<input type="radio"/>

The district reported disproportionality in participation in the alternate assessment. Please indicate below each sub-group of disproportionality, the subject for which disproportionate use was demonstrated, as well as the district plan to address the indicated issues of disproportionality.

Disproportionate Sub-group	Subject	Plan
Economically Disadvantaged Status	English Language Arts	Meet with special education teams/departments to review Alternate Assessment Data, assessment selection guidance, and local practices specifically as it pertains to students with ED status. We will review student level information at this time.
Economically Disadvantaged Status	Math	Meet with special education teams/departments to review Alternate Assessment Data, assessment selection guidance, and local practices specifically as it pertains to students with ED status. We will review student level information at this time.

## Resources and Technical Assistance

Question	Yes	No
Does the member district require additional resources and technical assistance from the ISD or MDE to ensure students are being assessed using the most appropriate state summative assessment tool based on the state guidelines?	<input type="radio"/>	<input checked="" type="radio"/>

Please detail the need for additional resources and technical assistance.

## Assurances

Please provide the following assurances.

Question	Yes	No
The member district IEP team members follow the state guidelines for participation in the alternate assessment.	<input checked="" type="radio"/>	<input type="radio"/>
The member district allows IEP team members to decide which students take an alternate assessment.	<input checked="" type="radio"/>	<input type="radio"/>
The member district addresses any issues of disproportionality in statewide assessment.	<input checked="" type="radio"/>	<input type="radio"/>

### District Comments

--

## ISD Comments

(required if ISD is returning to district for modifications)

[illegible]

## Sparta Area Schools (41240)

### Instructions

This page uses data entered by Sparta Area Schools (41240) for ISD review. ISDs may accept this district submission by clicking **Accept District Form**. Alternatively, ISDs may return this form for modifications by clicking **Return for Modifications**. When this form is accepted by the ISD, the applicable district information will need to be included in the ISD Summary Justification Form.

### Data

Below are the 1% Participation Rates for Sparta Area Schools (41240):

Content Area	Total Tested	Alternate Tested	Spring 2021 Participation Rate
English Language Arts	1152	24	2.1
Mathematics	1139	22	1.9
Science	483	9	1.9
Social Studies	472	3	0.6

### Professional Development Provided

Question	Yes	No
Did the individualized education program (IEP) teams utilize the state guidelines for participation in the alternate assessment to make assessment participation decisions?	<input checked="" type="radio"/>	<input type="radio"/>

Please list professional development, informational sessions, and technical assistance provided regarding the 1% Cap and/or assessment selection and participation for the 2020-2021 school year.

Audience	Date Occurred	Topics and Method of Training	Delivered by
Special Education Director	10/15/2020	State assessment data dive with ISD to examine Alternate Assessment participation by eligibility category, primary educational setting, performance, instructional targets, placement, and subgroup	ISD Staff
Special Education Staff	12/14/2021	MDE Assessment Scoring training	MDE
Special Education Staff	2/22/2021	MDE Assessment Selection Guidelines Training.	MDE

### Contributing Factors

Question	Yes	No
Did the district test fewer than 500 students total using statewide assessments?	<input type="radio"/>	<input checked="" type="radio"/>
Fewer than 8 students took MI-Access.	<input type="radio"/>	<input type="radio"/>
8 or more students took MI-Access.	<input type="radio"/>	<input type="radio"/>

Question	Yes	No
Did the district operate a center-based program or regional collaborative for students with significant cognitive impairments (serving students from in and outside of the district within a region or ISD)?	<input checked="" type="radio"/>	<input type="radio"/>

Utilizing the Alternate Assessment data reports, complete the following table.

Assessment Data Table	Number
Total Number of students tested overall	1152
Total Number of students tested with MI-Access	24
Students in center-based program from outside district	15
Adjusted Total	1137
Adjusted Participation Number	9
Adjusted Rate	0.8%

Please describe other justification as it specifically relates to Covid-19 and the Coronavirus Pandemic:

Please describe other justification:

Of the 9 Sparta students who tested with MIACCESS, 3 of the students have chosen Sparta as their school of choice because of our MoCI programs.



## 2022 Projected Participation Rate

Projected Participation Rate 2021	Number
District's Projected Participation Rate for 2021 (per the response on the 2020 alternate assessment projected participation form)	1.9%

Using students' IEP information, Michigan School Data System (MSDS), and other current data, complete the following table to calculate the 2022 projected participation rate.

Projected Participation Rate 2022	Number
Total Number of students enrolled in grades 3, 4, 5, 6, 7, 8, 11	1213
Total number of students whose IEPs designate MI-Access for state summative assessments in any content area	30
Projected Participation Rate for 2022	2.5%

## Local Plan

After reviewing all of the member district data for participation rates on the alternate assessment (MI-Access), detail below a summarized plan for providing professional development. This may include but is not limited to training on assessment selection, alternate assessment, alternate content standards, or planning for specialized instruction.

Audience	Topics and Method of Training	Date
Special Education Director	Data Dive with ISD to examine Alternate Assessment participation by eligibility category, primary educational setting, performance, instructional targets, placement, and subgroup.	2/25/2022
Special Education Staff	Presentation regarding statewide assessment decisions must be made by the IEP team, based on MDE guidance, to ensure that all students are assessed in the most appropriate way, based on the content standards to which the students are instructed.	1/17/2022
Special Education Staff	Review of "Should my Student Take the Alternate Assessment" guideline document	1/17/2022

## Disproportionality

Question	Yes	No
Did the member district receive notification from the ISD regarding disproportionality in participation in the alternate assessment?	<input type="radio"/>	<input checked="" type="radio"/>

## Resources and Technical Assistance

Question	Yes	No
Does the member district require additional resources and technical assistance from the ISD or MDE to ensure students are being assessed using the most appropriate state summative assessment tool based on the state guidelines?	<input type="radio"/>	<input checked="" type="radio"/>

Please detail the need for additional resources and technical assistance.

## Assurances

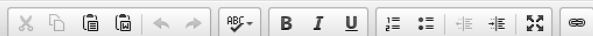
Please provide the following assurances.


Question	Yes	No
The member district IEP team members follow the state guidelines for participation in the alternate assessment.	<input checked="" type="radio"/>	<input type="radio"/>
The member district allows IEP team members to decide which students take an alternate assessment.	<input checked="" type="radio"/>	<input type="radio"/>
The member district addresses any issues of disproportionality in statewide assessment.	<input checked="" type="radio"/>	<input type="radio"/>

## District Comments

## ISD Comments

(required if ISD is returning to district for modifications)





## Thornapple Kellogg School District (08050)

### Instructions

This page uses data entered by Thornapple Kellogg School District (08050) for ISD review. ISDs may accept this district submission by clicking **Accept District Form**. Alternatively, ISDs may return this form for modifications by clicking **Return for Modifications**. When this form is accepted by the ISD, the applicable district information will need to be included in the ISD Summary Justification Form

### Data

Below are the 1% Participation Rates for Thornapple Kellogg School District (08050):

Content Area	Total Tested	Alternate Tested	Spring 2021 Participation Rate
English Language Arts	1516	26	1.7
Mathematics	1524	26	1.7
Science	631	9	1.4
Social Studies	636	10	1.6

### Professional Development Provided

Question	Yes	No
Did the individualized education program (IEP) teams utilize the state guidelines for participation in the alternate assessment to make assessment participation decisions?	<input checked="" type="radio"/>	<input type="radio"/>

Please list professional development, informational sessions, and technical assistance provided regarding the 1% Cap and/or assessment selection and participation for the 2020-2021 school year.

Audience	Date Occurred	Topics and Method of Training	Delivered by
Special Education Classroom Teachers	8/24/2020	During the beginning of the year PD, we talked about the following topics. New IEP Process and CLP Process Alternative Assessment Information and process Evaluation Process	District Staff
Special Education Service Providers	8/24/2020	During the beginning of the year PD, we talked about the following topics. New IEP Process and CLP Process Alternative Assessment Information and process Evaluation Process	District Staff

### Contributing Factors

Question	Yes	No
Did the district test fewer than 500 students total using statewide assessments?	<input type="radio"/>	<input checked="" type="radio"/>
Fewer than 8 students took MI-Access.	<input type="radio"/>	<input type="radio"/>
8 or more students took MI-Access.	<input type="radio"/>	<input type="radio"/>

Question	Yes	No
Did the district operate a center-based program or regional collaborative for students with significant cognitive impairments (serving students from in and outside of the district within a region or ISD)?	<input type="radio"/>	<input checked="" type="radio"/>

Utilizing the Alternate Assessment data reports, complete the following table.

Assessment Data Table	Number
Total Number of students tested overall	
Total Number of students tested with MI-Access	
Students in center-based program from outside district	
Adjusted Total	0
Adjusted Participation Number	0
Adjusted Rate	0%

Please describe other justification as it specifically relates to Covid-19 and the Coronavirus Pandemic:

COVID 19 and the Pandemic didn't impact our number of kids taking the alternative assessment.

Please describe other justification:

Over the past three years, we have opened up two self-contained Autism Classrooms, and based on the IEP team's decision, those students have taken an alternative assessment. We also have significant pockets of kids within our self-contained programs that require the alternate assessment based on the IEP team's decision and guidelines as well.

## 2022 Projected Participation Rate

Projected Participation Rate 2021	Number
District's Projected Participation Rate for 2021 (per the response on the 2020 alternate assessment projected participation form)	1.6%

Using students' IEP information, Michigan School Data System (MSDS), and other current data, complete the following table to calculate the 2022 projected participation rate.

Projected Participation Rate 2022	Number
Total Number of students enrolled in grades 3, 4, 5, 6, 7, 8, 11	1677
Total number of students whose IEPs designate MI-Access for state summative assessments in any content area	31
Projected Participation Rate for 2022	1.8%

## Local Plan

After reviewing all of the member district data for participation rates on the alternate assessment (MI-Access), detail below a summarized plan for providing professional development. This may include but is not limited to training on assessment selection, alternate assessment, alternate content standards, or planning for specialized instruction.

Audience	Topics and Method of Training	Date
Special Education Teachers and Providers	I will continue to train our staff on the assessment section of the IEP as well as the standards for taking an alternate assessment. We also will look very closely at each student who is taking the MI-Access and review the guidelines once again.	1/17/2022

## Disproportionality

Question	Yes	No
Did the member district receive notification from the ISD regarding disproportionality in participation in the alternate assessment?	<input type="radio"/>	<input checked="" type="radio"/>

## Resources and Technical Assistance

Question	Yes	No
Does the member district require additional resources and technical assistance from the ISD or MDE to ensure students are being assessed using the most appropriate state summative assessment tool based on the state guidelines?	<input type="radio"/>	<input checked="" type="radio"/>

Please detail the need for additional resources and technical assistance.

## Assurances

Please provide the following assurances.

Question	Yes	No
The member district IEP team members follow the state guidelines for participation in the alternate assessment.	<input checked="" type="radio"/>	<input type="radio"/>
The member district allows IEP team members to decide which students take an alternate assessment.	<input checked="" type="radio"/>	<input type="radio"/>
The member district addresses any issues of disproportionality in statewide assessment.	<input checked="" type="radio"/>	<input type="radio"/>

## District Comments

We have opened two additional self-contained classrooms and have larger bubbles of students throughout who meet the guidelines for the alternative assessment. We will continue to work as a department to look at each student individually.

## ISD Comments

(required if ISD is returning to district for modifications)



## William C. Abney Academy (41917)

### Instructions

This page uses data entered by William C. Abney Academy (41917) for ISD review. ISDs may accept this district submission by clicking **Accept District Form**. Alternatively, ISDs may return this form for modifications by clicking **Return for Modifications**. When this form is accepted by the ISD, the applicable district information will need to be included in the ISD Summary Justification Form.

### Data

Below are the 1% Participation Rates for William C. Abney Academy (41917):

Content Area	Total Tested	Alternate Tested	Spring 2021 Participation Rate
English Language Arts	122	2	1.6
Mathematics	120	2	1.7
Science	26	0	0
Social Studies	26	0	0

### Professional Development Provided

Question	Yes	No
Did the individualized education program (IEP) teams utilize the state guidelines for participation in the alternate assessment to make assessment participation decisions?	<input checked="" type="radio"/>	<input type="radio"/>

Please list professional development, informational sessions, and technical assistance provided regarding the 1% Cap and/or assessment selection and participation for the 2020-2021 school year.

Audience	Date Occurred	Topics and Method of Training	Delivered by
Special Education Teachers	2/3/2021	Coached around using the resources when considering if student should take an alternate assessment. Coaching provided before and during IEP meetings for students with Cognitive Impairments.	District Staff Supervisor of Special Education
Special Education Teachers	11/15/2021	Coached around using the resources when considering if student should take an alternate assessment. Coaching provided before and during IEP meetings for students with Cognitive Impairments.	District Staff Supervisor of Special Education

### Contributing Factors

Question	Yes	No
Did the district test fewer than 500 students total using statewide assessments?	<input checked="" type="radio"/>	<input type="radio"/>
Fewer than 8 students took MI-Access.	<input checked="" type="radio"/>	<input type="radio"/>
8 or more students took MI-Access.	<input type="radio"/>	<input checked="" type="radio"/>

Question	Yes	No
Did the district operate a center-based program or regional collaborative for students with significant cognitive impairments (serving students from in and outside of the district within a region or ISD)?	<input type="radio"/>	<input checked="" type="radio"/>

Utilizing the Alternate Assessment data reports, complete the following table.

Assessment Data Table	Number
Total Number of students tested overall	
Total Number of students tested with MI-Access	
Students in center-based program from outside district	
Adjusted Total	0
Adjusted Participation Number	0
Adjusted Rate	0%

Please describe other justification as it specifically relates to Covid-19 and the Coronavirus Pandemic:

N/A

Please describe other justification:

The two students who took the alternate assessment received a modified curriculum and assessments. They both had a Cognitive Impairment that affects their learning and adaptive skills.

## 2022 Projected Participation Rate

Projected Participation Rate 2021	Number
District's Projected Participation Rate for 2021 (per the response on the 2020 alternate assessment projected participation form)	1.1%

Using students' IEP information, Michigan School Data System (MSDS), and other current data, complete the following table to calculate the 2022 projected participation rate.

Projected Participation Rate 2022	Number
Total Number of students enrolled in grades 3, 4, 5, 6, 7, 8, 11	181
Total number of students whose IEPs designate MI-Access for state summative assessments in any content area	2
Projected Participation Rate for 2022	1.1%

## Local Plan

After reviewing all of the member district data for participation rates on the alternate assessment (MI-Access), detail below a summarized plan for providing professional development. This may include but is not limited to training on assessment selection, alternate assessment, alternate content standards, or planning for specialized instruction.

Audience	Topics and Method of Training	Date
Special Education Teachers and Service Providers	Alternate content standards	2/11/2022
Special Education Teachers	Assessment selection	2/25/2022

## Disproportionality

Question	Yes	No
Did the member district receive notification from the ISD regarding disproportionality in participation in the alternate assessment?	<input type="radio"/>	<input checked="" type="radio"/>

## Resources and Technical Assistance

Question	Yes	No
Does the member district require additional resources and technical assistance from the ISD or MDE to ensure students are being assessed using the most appropriate state summative assessment tool based on the state guidelines?	<input type="radio"/>	<input checked="" type="radio"/>

Please detail the need for additional resources and technical assistance.

## Assurances

Please provide the following assurances.


Question	Yes	No
The member district IEP team members follow the state guidelines for participation in the alternate assessment.	<input checked="" type="radio"/>	<input type="radio"/>
The member district allows IEP team members to decide which students take an alternate assessment.	<input checked="" type="radio"/>	<input type="radio"/>
The member district addresses any issues of disproportionality in statewide assessment.	<input checked="" type="radio"/>	<input type="radio"/>

## District Comments

## ISD Comments

(required if ISD is returning to district for modifications)







## Wyoming Public Schools (41026)

### Instructions

This page uses data entered by Wyoming Public Schools (41026) for ISD review. ISDs may accept this district submission by clicking **Accept District Form**. Alternatively, ISDs may return this form for modifications by clicking **Return for Modifications**. When this form is accepted by the ISD, the applicable district information will need to be included in the ISD Summary Justification Form.

### Data

Below are the 1% Participation Rates for Wyoming Public Schools (41026):

Content Area	Total Tested	Alternate Tested	Spring 2021 Participation Rate
English Language Arts	474	9	1.9
Mathematics	474	9	1.9
Science	183	9	4.9
Social Studies	183	9	4.9

### Professional Development Provided

Question	Yes	No
Did the individualized education program (IEP) teams utilize the state guidelines for participation in the alternate assessment to make assessment participation decisions?	<input checked="" type="radio"/>	<input type="radio"/>

Please list professional development, informational sessions, and technical assistance provided regarding the 1% Cap and/or assessment selection and participation for the 2020-2021 school year.

Audience	Date Occurred	Topics and Method of Training	Delivered by
Administrators	10/15/2020	Virtual training to review MIAccess Data	ISD Staff
SE Teacher	12/1/2021	Email reviewing ESSA requirements, recent WPS data, and the two MDE guidance documents ("MI Alternate Assessment" and "Should My Student Take the Alternate Assessment")	District Staff

### Contributing Factors

Question	Yes	No
Did the district test fewer than 500 students total using statewide assessments?	<input checked="" type="radio"/>	<input type="radio"/>
Fewer than 8 students took MI-Access.	<input type="radio"/>	<input checked="" type="radio"/>
8 or more students took MI-Access.	<input checked="" type="radio"/>	<input type="radio"/>

Question	Yes	No
Did the district operate a center-based program or regional collaborative for students with significant cognitive impairments (serving students from in and outside of the district within a region or ISD)?	<input checked="" type="radio"/>	<input type="radio"/>

Utilizing the Alternate Assessment data reports, complete the following table.

Assessment Data Table	Number
Total Number of students tested overall	474
Total Number of students tested with MI-Access	9
Students in center-based program from outside district	0
Adjusted Total	474
Adjusted Participation Number	9
Adjusted Rate	1.9%

Please describe other justification as it specifically relates to Covid-19 and the Coronavirus Pandemic:

Wyoming Public Schools elected to administer state assessments only to those families who requested that their child be tested. As a result, the data for last year includes only a fraction of students who, absent a world-wide pandemic, would have taken state tests. In light of the small sample size, we are interpreting these participation rates with caution.

Please describe other justification:

2022 Projected Participation Rate

Projected Participation Rate 2021	Number
District's Projected Participation Rate for 2021 (per the response on the 2020 alternate assessment projected participation form)	2%

Using students' IEP information, Michigan School Data System (MSDS), and other current data, complete the following table to calculate the 2022 projected participation rate.

Projected Participation Rate 2022	Number
Total Number of students enrolled in grades 3, 4, 5, 6, 7, 8, 11	2077
Total number of students whose IEPs designate MI-Access for state summative assessments in any content area	39
Projected Participation Rate for 2022	1.9%

Local Plan

After reviewing all of the member district data for participation rates on the alternate assessment (MI-Access), detail below a summarized plan for providing professional development. This may include but is not limited to training on assessment selection, alternate assessment, alternate content standards, or planning for specialized instruction.

Audience	Topics and Method of Training	Date
Special Education Staff	Email that reminds staff of ESSA 1% and includes two MDE provided documents for making alternative assessment choices ("Michigan's Alternate Assessment" and "Should My Student Take the Alternate Assessment")	1/5/2022
Directors	ISD led data dive on state assessment rates and decisions	2/25/2022

Disproportionality

Question	Yes	No
Did the member district receive notification from the ISD regarding disproportionality in participation in the alternate assessment?	<input type="radio"/>	<input checked="" type="radio"/>

Resources and Technical Assistance

Question	Yes	No
Does the member district require additional resources and technical assistance from the ISD or MDE to ensure students are being assessed using the most appropriate state summative assessment tool based on the state guidelines?	<input type="radio"/>	<input checked="" type="radio"/>

Please detail the need for additional resources and technical assistance.

Assurances

Please provide the following assurances.

Question	Yes	No
The member district IEP team members follow the state guidelines for participation in the alternate assessment.	<input checked="" type="radio"/>	<input type="radio"/>
The member district allows IEP team members to decide which students take an alternate assessment.	<input checked="" type="radio"/>	<input type="radio"/>
The member district addresses any issues of disproportionality in statewide assessment.	<input checked="" type="radio"/>	<input type="radio"/>

District Comments

ISD Comments  
(required if ISD is returning to district for modifications)

