



Exceeding 1% Cap on Participation in State Alternate Assessment Intermediate School District (ISD) Summary Justification Form FY 2021-2022

ISD Name: Lenawee ISD

All intermediate school districts must complete this summary form regarding the percentage of students assessed using Michigan's alternate assessment (MI-Access). This includes justification forms from member districts/public school academies (PSA) that assessed more than 1% of students in the spring of 2021 using MI-Access.

Data

Below are the 1% Participation Rates for Lenawee ISD:

Content Area	Total Tested	Alternate Tested	Spring 2021 Participation Rate
English Language Arts	6037	86	1.4
Mathematics	6040	84	1.4
Science	2295	29	1.3
Social Studies	2241	16	0.7

Data	Total
Number of member districts/PSAs including the ISD (only if the ISD runs internal programs)	12
Number of member districts/PSAs including the ISD (only if the ISD runs internal programs) that assessed more than 1% of all students tested in the spring of 2021 using MI-Access (in grades 3-8 and 11)	8

Technical Assistance and Professional Development

Tier I: Please provide a summary of technical assistance and/or professional development provided as a result of feedback from MDE regarding the 2021 test year data and justification form review. Include any professional development and targeted assistance the ISD offered to all member districts, provided by MDE and/or the ISD and MDE together.

Date Occurred	Summary of Technical Assistance and/or Professional Development
02/23/2022	General Supervision Meetings occur monthly with SE leadership from the 11 local districts plus SE administrators from the LISD. These meetings are used to provide reminders about the appropriate selection of alternate assessment participants to local districts and LISD SE supervisors who support the local districts and LISD programs.
11/23/2020	Through the bi-monthly newsletter "LISD Special Education News" information regarding the appropriate selection of students who should take the MI Access will be provided at least once every 2 months as a consistent reminder. Information to provide includes the assessment selection guidelines training, assessment selection interactive decision-making tool, and the "should my student take the alternate assessment?" flowchart. The information related to the selection of students who were taking the 2021SY assessment is appropriately followed.

Tier II/III: Please provide a summary of technical assistance and/or professional development provided as a result of feedback from MDE regarding the 2021 test year data and justification form review. Include professional development and technical assistance the ISD provided for each specific member district that was flagged for disproportionality regarding assessment participation. Include technical assistance or professional development provided by MDE and/or the ISD and MDE together.

Member District	Date Occurred	Summary of Technical Assistance and/or Professional Development
Addison Community Schools	01/21/2022	No districts are known to be flagged for disproportionality in assessment participation regarding the 2021 test year data so no tier II/III TA or PD was provided or is planned to be provided to any district within the LISD.

What resources or support is needed from MDE for the ISD to carry out the plan?

No resources can be thought of at this time. The LISD will continue to use the assessment selection guidelines training, assessment selection interactive decision-making tool, and the "should my student take the alternate assessment?" flowchart.

Assurances

Please provide the following assurances.

The ISD has provided or will provide targeted assistance to member districts/PSAs that have been flagged for disproportionality for participation in the alternate assessment as outlined on the previous page.

☒ Yes ☐ No

Targeted assistance and professional development include an emphasis on member districts/PSAs using the state assessment selection guidance documents and online trainings.

☒ Yes ☐ No

Assessment selection is an IEP team decision and will not be overridden by administrative or procedural decisions.

☒ Yes ☐ No



Member District Exceeding 1% Cap Justification Form FY 2021-2022

Member District: **Lenawee ISD**

The *Every Student Succeeds Act* (ESSA) places a 1% cap on alternate assessment (MI-Access) participation at the state level. Member districts that contribute to the state exceeding its participation cap must submit information to the Intermediate School District (ISD) justifying the need to exceed the 1% threshold. In addition, ISDs that run programs (functioning as a member district) must complete the form as a member district.

Each ISD collects information from member districts to submit to the state.

Data

Below are the 1% Participation Rates for Lenawee ISD:

Content Area	Total Tested	Alternate Tested	Spring 2021 Participation Rate
English Language Arts	79	24	30.4
Mathematics	80	24	30
Science	41	6	14.6
Social Studies	35	0	0

Professional Development Provided

Did the individualized education program (IEP) teams utilize the state guidelines for participation in the alternate assessment to make assessment participation decisions?

☒ Yes ☐ No

Please list professional development, informational sessions, and technical assistance provided regarding the 1% Cap and/or assessment selection and participation for the 2020-2021 school year.

Audience	Date Occurred	Topics and Method of Training	Delivered by
SE Administrators	02/25/2021	February General Supervision Meeting - held with LISD Administrators and local district SE leadership. Reviewed the resources available to staff regarding the appropriate selection of Alternate Assessment participation. This includes the assessment selection guidelines training, assessment selection interactive decision-making tool, and the "should my student take the alternate assessment?" flowchart.	ISD Staff Heather Reau
All SE providers and administrators, GE administrators, and other SE support staff	11/23/2020	LISD Special Education Newsletter - The assessment selection guidelines training, assessment selection interactive decision-making tool, and the "should my student take the alternate assessment?" flowchart was provided to readers of the newsletter. All newsletter PDFs are available to all staff at any time via a Google Drive folder. In addition, the newsletter also consistently links the LISD Standard Operating Procedures (SOP) Manual that contains many different resources regarding the alternate assessment.	ISD Staff Heather Reau

Contributing Factors

Did the district test fewer than 500 students total using statewide assessments?

☒ Yes ☐ No

Select the option that applies:

☐ Fewer than 8 students took MI-Access. ☒ 8 or more students took MI-Access.

Did the district operate a center-based program or regional collaborative for students with significant cognitive impairments (serving students from in and outside of the district within a region or ISD)?

☒ Yes ☐ No

Utilizing the Alternate Assessment data reports, complete the following table.

Assessment Data Table	Number
Total Number of students tested overall	80
Total Number of students tested with MI-Access	24
Students in center-based program from outside district	80
Adjusted Total	0
Adjusted Participation Number	0
Adjusted Rate	0%

Please describe other justification as it specifically relates to Covid-19 and the Coronavirus Pandemic:

N/A. Students in Lenawee County received in-person instruction for the 2020-21 school year. No known issues from the pandemic can be thought of at this time.

Please describe other justification:

LISD operates center-based programs for students birth-26 for students across Lenawee County. For students in K-12, this includes 3 SXI/SCI classrooms for students, 4 MoCI classrooms, 1 MiCI classroom, and a K-12 program for students with emotional impairments. All students are placed in LISD programs by their local districts. Students with the most significant cognitive disabilities are appropriately selected for the alternate assessment.

2022 Projected Participation Rate

Projected Participation Rate 2021	Number
District's Projected Participation Rate for 2021 (per the response on the 2020 alternate assessment projected participation form)	37.2%

Using students' IEP information, Michigan School Data System (MSDS), and other current data, complete the following table to calculate the 2022 projected participation rate.

Projected Participation Rate 2022	Number
Total number of students enrolled in grades 3, 4, 5, 6, 7, 8, 11	83
Total number of students whose IEPs designate MI-Access for state summative assessments in any content area	24
Projected Participation Rate for 2022	28.9%

Local Plan

After reviewing all of the member district data for participation rates on the alternate assessment (MI-Access), detail below a summarized plan for providing professional development. This may include but is not limited to training on assessment selection, alternate assessment, alternate content standards, or planning for specialized instruction.

Audience	Topics and Method of Training	Date
GE and SE Administrators, SE teachers, SE service providers and support staff	Through the bi-monthly newsletter "LISD Special Education News" information regarding the appropriate selection of students who should take the MI Access will be provided at least once every 2 months as a consistent reminder to LISD staff and local district staff. Information to provide includes the assessment selection guidelines training, assessment selection interactive decision-making tool, and the "should my student take the alternate assessment?" flowchart.	01/31/2022

Resources and Technical Assistance

Does the member district require additional resources and technical assistance from the ISD or MDE to ensure students are being assessed using the most appropriate state summative assessment tool based on the state guidelines?

☐ Yes ☒ No

Assurances

Please provide the following assurances.

The member district IEP team members follow the state guidelines for participation in the alternate assessment.

☒ Yes ☐ No

The member district allows IEP team members to decide which students take an alternate assessment.

☒ Yes ☐ No

The member district addresses any issues of disproportionality in statewide assessment.

☒ Yes ☐ No

Addison Community Schools (46020)

Instructions

This page uses data entered by Addison Community Schools (46020) for ISD review. ISDs may accept this district submission by clicking **Accept District Form**. Alternatively, ISDs may return this form for modifications by clicking **Return for Modifications**. When this form is accepted by the ISD, the applicable district information will need to be included in the ISD Summary Justification Form.

Data

Below are the 1% Participation Rates for Addison Community Schools (46020):

Content Area	Total Tested	Alternate Tested	Spring 2021 Participation Rate
English Language Arts	351	7	2
Mathematics	354	8	2.3
Science	147	2	1.4
Social Studies	148	4	2.7

Professional Development Provided

Question	Yes	No
Did the individualized education program (IEP) teams utilize the state guidelines for participation in the alternate assessment to make assessment participation decisions?	<input checked="" type="radio"/>	<input type="radio"/>

Please list professional development, informational sessions, and technical assistance provided regarding the 1% Cap and/or assessment selection and participation for the 2020-2021 school year.

Audience	Date Occurred	Topics and Method of Training	Delivered by
Special Education Teacher, administrator	12/20/2020	General Supervision Meeting	ISD Staff
Special Education Teacher, administrator	2/25/2021	General Supervision Meeting	ISD Staff
Special Education Teachers, administrators, service providers	12/6/2021	LISD Special Education News Newsletter	ISD Staff
Special Education Teacher, administrator	12/8/2021	General Supervision Meeting	District Staff

Contributing Factors

Question	Yes	No
Did the district test fewer than 500 students total using statewide assessments?	<input checked="" type="radio"/>	<input type="radio"/>
Fewer than 8 students took MI-Access.	<input checked="" type="radio"/>	<input type="radio"/>
8 or more students took MI-Access.	<input type="radio"/>	<input checked="" type="radio"/>

Question	Yes	No
Did the district operate a center-based program or regional collaborative for students with significant cognitive impairments (serving students from in and outside of the district within a region or ISD)?	<input checked="" type="radio"/>	<input type="radio"/>

Utilizing the Alternate Assessment data reports, complete the following table.

Assessment Data Table	Number
Total Number of students tested overall	386
Total Number of students tested with MI-Access	5
Students in center-based program from outside district	0
Adjusted Total	386
Adjusted Participation Number	5
Adjusted Rate	1.3%

Please describe other justification as it specifically relates to Covid-19 and the Coronavirus Pandemic:

--

Please describe other justification:

2022 Projected Participation Rate

Projected Participation Rate 2021	Number
District's Projected Participation Rate for 2021 (per the response on the 2020 alternate assessment projected participation form)	1.5%

Using students' IEP information, Michigan School Data System (MSDS), and other current data, complete the following table to calculate the 2022 projected participation rate.

Projected Participation Rate 2022	Number
Total Number of students enrolled in grades 3, 4, 5, 6, 7, 8, 11	386
Total number of students whose IEPs designate MI-Access for state summative assessments in any content area	3
Projected Participation Rate for 2022	0.8%

Local Plan

After reviewing all of the member district data for participation rates on the alternate assessment (MI-Access), detail below a summarized plan for providing professional development. This may include but is not limited to training on assessment selection, alternate assessment, alternate content standards, or planning for specialized instruction.

Audience	Topics and Method of Training	Date
Special Ed Staff	Assessment selection guideline training	1/17/2022

Disproportionality

Question	Yes	No
Did the member district receive notification from the ISD regarding disproportionality in participation in the alternate assessment?	<input type="radio"/>	<input checked="" type="radio"/>

Resources and Technical Assistance

Question	Yes	No
Does the member district require additional resources and technical assistance from the ISD or MDE to ensure students are being assessed using the most appropriate state summative assessment tool based on the state guidelines?	<input type="radio"/>	<input checked="" type="radio"/>

Please detail the need for additional resources and technical assistance.

Assurances


Please provide the following assurances.

Question	Yes	No
The member district IEP team members follow the state guidelines for participation in the alternate assessment.	<input checked="" type="radio"/>	<input type="radio"/>
The member district allows IEP team members to decide which students take an alternate assessment.	<input checked="" type="radio"/>	<input type="radio"/>
The member district addresses any issues of disproportionality in statewide assessment.	<input checked="" type="radio"/>	<input type="radio"/>

District Comments

ISD Comments

(required if ISD is returning to district for modifications)



Adrian Public Schools (46010)

Instructions

This page uses data entered by Adrian Public Schools (46010) for ISD review. ISDs may accept this district submission by clicking **Accept District Form**. Alternatively, ISDs may return this form for modifications by clicking **Return for Modifications**. When this form is accepted by the ISD, the applicable district information will need to be included in the ISD Summary Justification Form.

Data

Below are the 1% Participation Rates for Adrian Public Schools (46010):

Content Area	Total Tested	Alternate Tested	Spring 2021 Participation Rate
English Language Arts	1008	17	1.7
Mathematics	1028	14	1.4
Science	391	7	1.8
Social Studies	381	4	1

Professional Development Provided

Question	Yes	No
Did the individualized education program (IEP) teams utilize the state guidelines for participation in the alternate assessment to make assessment participation decisions?	<input checked="" type="radio"/>	<input type="radio"/>

Please list professional development, informational sessions, and technical assistance provided regarding the 1% Cap and/or assessment selection and participation for the 2020-2021 school year.

Audience	Date Occurred	Topics and Method of Training	Delivered by
All District Special Education Staff	1/30/2020	Face to Face PD - Assessing with Integrity, Assessment Selection Guidelines, discussed and utilized State Training tools, Case Study practice	District Staff
County General Special Education Supervisor/Directors	12/8/2021	Reminder and review of Assessment Selection Guidelines, discussed and utilized State Training tools, Case Study practice	ISD Staff
All District Special Education Staff	10/3/2021	Secondary group and then Elementary group - shared reminders about Assessment Selection Guidelines and State Training Tools.	District Staff

Contributing Factors

Question	Yes	No
Did the district test fewer than 500 students total using statewide assessments?	<input type="radio"/>	<input checked="" type="radio"/>
Fewer than 8 students took MI-Access.	<input type="radio"/>	<input type="radio"/>
8 or more students took MI-Access.	<input type="radio"/>	<input type="radio"/>

Question	Yes	No
Did the district operate a center-based program or regional collaborative for students with significant cognitive impairments (serving students from in and outside of the district within a region or ISD)?	<input checked="" type="radio"/>	<input type="radio"/>

Utilizing the Alternate Assessment data reports, complete the following table.

Assessment Data Table	Number
Total Number of students tested overall	10028
Total Number of students tested with MI-Access	17
Students in center-based program from outside district	0
Adjusted Total	10028
Adjusted Participation Number	17
Adjusted Rate	0.2%

Please describe other justification as it specifically relates to Covid-19 and the Coronavirus Pandemic:

N/A

Please describe other justification:

Adrian Public schools is the largest school in Lenawee County. We are in the center of the County where families live to receive needed assistance and support for families living in poverty. We have an MiCi program at the Elementary, Middle School and High School levels. We also receive students from other County schools to attend our MiCi program. In addition to the cognitive impairment disability we have a high number of low functioning students with the disability of Autism that we feel contributes to the higher number taking the MiAccess state tests. In addition to this we have an unusual large bubble in our 11th grader that are in the cognitive impairment program. This group of students all have significant disabilities in the area of Cognitive impairment and severe Autism.

2022 Projected Participation Rate

Projected Participation Rate 2021	Number
District's Projected Participation Rate for 2021 (per the response on the 2020 alternate assessment projected participation form)	1.5%

Using students' IEP information, Michigan School Data System (MSDS), and other current data, complete the following table to calculate the 2022 projected participation rate.

Projected Participation Rate 2022	Number
Total Number of students enrolled in grades 3, 4, 5, 6, 7, 8, 11	1495
Total number of students whose IEPs designate MI-Access for state summative assessments in any content area	28
Projected Participation Rate for 2022	1.9%

Local Plan

After reviewing all of the member district data for participation rates on the alternate assessment (MI-Access), detail below a summarized plan for providing professional development. This may include but is not limited to training on assessment selection, alternate assessment, alternate content standards, or planning for specialized instruction.

Audience	Topics and Method of Training	Date
District Special Education staff and Administrators	Annual review of procedure for assessment selection, provide staff with materials to share with parents at annual IEP's - Mi-Access Parent Guide and Guidelines of who should take the alternative assessment	9/30/2022
Administration	Present a review of the Assessment Selection Guidelines to assist with IEP team decision making.	9/16/2022

Disproportionality

Question	Yes	No
Did the member district receive notification from the ISD regarding disproportionality in participation in the alternate assessment?	<input type="radio"/>	<input checked="" type="radio"/>

Resources and Technical Assistance

Question	Yes	No
Does the member district require additional resources and technical assistance from the ISD or MDE to ensure students are being assessed using the most appropriate state summative assessment tool based on the state guidelines?	<input type="radio"/>	<input checked="" type="radio"/>

Please detail the need for additional resources and technical assistance.

Assurances

Please provide the following assurances.

Question	Yes	No
The member district IEP team members follow the state guidelines for participation in the alternate assessment.	<input checked="" type="radio"/>	<input type="radio"/>
The member district allows IEP team members to decide which students take an alternate assessment.	<input checked="" type="radio"/>	<input type="radio"/>
The member district addresses any issues of disproportionality in statewide assessment.	<input checked="" type="radio"/>	<input type="radio"/>

District Comments

ISD Comments
(required if ISD is returning to district for modifications)

B

I

U

Britton Deerfield Schools (46050)

Instructions

This page uses data entered by Britton Deerfield Schools (46050) for ISD review. ISDs may accept this district submission by clicking **Accept District Form**. Alternatively, ISDs may return this form for modifications by clicking **Return for Modifications**. When this form is accepted by the ISD, the applicable district information will need to be included in the ISD Summary Justification Form.

Data

Below are the 1% Participation Rates for Britton Deerfield Schools (46050):

Content Area	Total Tested	Alternate Tested	Spring 2021 Participation Rate
English Language Arts	222	1	0.5
Mathematics	219	1	0.5
Science	88	0	0
Social Studies	95	1	1.1

Professional Development Provided

Question	Yes	No
Did the individualized education program (IEP) teams utilize the state guidelines for participation in the alternate assessment to make assessment participation decisions?	<input checked="" type="radio"/>	<input type="radio"/>

Please list professional development, informational sessions, and technical assistance provided regarding the 1% Cap and/or assessment selection and participation for the 2020-2021 school year.

Audience	Date Occurred	Topics and Method of Training	Delivered by
Special Ed Teacher	12/6/2021	Special Education Newsletter	ISD Staff
HS Counselor/Special Ed.	12/10/2021	December General Supervision Meeting	ISD Staff
HS Counselor/Special Ed.	2/25/2021	February General Supervision Meeting	ISD Staff
Special Ed Staff/Admin.	11/15/2021	Special education team met with administrators in our monthly special ed team meetings.	District Staff
Special ed staff/Admin	10/18/2021	Special education team met with administrators in our monthly special ed team meetings.	District Staff

Contributing Factors

Question	Yes	No
Did the district test fewer than 500 students total using statewide assessments?	<input checked="" type="radio"/>	<input type="radio"/>
Fewer than 8 students took MI-Access.	<input checked="" type="radio"/>	<input type="radio"/>
8 or more students took MI-Access.	<input type="radio"/>	<input checked="" type="radio"/>

Question	Yes	No
Did the district operate a center-based program or regional collaborative for students with significant cognitive impairments (serving students from in and outside of the district within a region or ISD)?	<input type="radio"/>	<input checked="" type="radio"/>

Utilizing the Alternate Assessment data reports, complete the following table.

Assessment Data Table	Number
Total Number of students tested overall	
Total Number of students tested with MI-Access	
Students in center-based program from outside district	
Adjusted Total	0
Adjusted Participation Number	0
Adjusted Rate	0%

Please describe other justification as it specifically relates to Covid-19 and the Coronavirus Pandemic:

We only had one student take the MI-Access and she would have had to take it if it was Covid-19 pandemic or not. This did not impact the IEP team's decision.

Please describe other justification:

We only had one student take the MI Access and that put us just over the 1% Cap. She is a CI student who the IEP team determined was not eligible to take the PSAT for her grade level. All of our other IEP students took the state mandated PSAT assessment. We are a very small district and some years it only takes one student to put us over the 1% Cap.

2022 Projected Participation Rate

Projected Participation Rate 2021	Number
District's Projected Participation Rate for 2021 (per the response on the 2020 alternate assessment projected participation form)	0.4%

Using students' IEP information, Michigan School Data System (MSDS), and other current data, complete the following table to calculate the 2022 projected participation rate.

Projected Participation Rate 2022	Number
Total Number of students enrolled in grades 3, 4, 5, 6, 7, 8, 11	221
Total number of students whose IEPs designate MI-Access for state summative assessments in any content area	1
Projected Participation Rate for 2022	0.5%

Local Plan

After reviewing all of the member district data for participation rates on the alternate assessment (MI-Access), detail below a summarized plan for providing professional development. This may include but is not limited to training on assessment selection, alternate assessment, alternate content standards, or planning for specialized instruction.

Audience	Topics and Method of Training	Date
Special Ed Staff	Meeting with ISD staff to discuss districts current plans and look for areas of improvements.	4/25/2022

Disproportionality

Question	Yes	No
Did the member district receive notification from the ISD regarding disproportionality in participation in the alternate assessment?	<input type="radio"/>	<input checked="" type="radio"/>

Resources and Technical Assistance

Question	Yes	No
Does the member district require additional resources and technical assistance from the ISD or MDE to ensure students are being assessed using the most appropriate state summative assessment tool based on the state guidelines?	<input type="radio"/>	<input checked="" type="radio"/>

Please detail the need for additional resources and technical assistance.

Assurances


Please provide the following assurances.

Question	Yes	No
The member district IEP team members follow the state guidelines for participation in the alternate assessment.	<input checked="" type="radio"/>	<input type="radio"/>
The member district allows IEP team members to decide which students take an alternate assessment.	<input checked="" type="radio"/>	<input type="radio"/>
The member district addresses any issues of disproportionality in statewide assessment.	<input checked="" type="radio"/>	<input type="radio"/>

District Comments

ISD Comments

(required if ISD is returning to district for modifications)



Madison School District (Lenawee) (46090)

Instructions

This page uses data entered by Madison School District (Lenawee) (46090) for ISD review. ISDs may accept this district submission by clicking **Accept District Form**. Alternatively, ISDs may return this form for modifications by clicking **Return for Modifications**. When this form is accepted by the ISD, the applicable district information will need to be included in the ISD Summary Justification Form.

Data

Below are the 1% Participation Rates for Madison School District (Lenawee) (46090):

Content Area	Total Tested	Alternate Tested	Spring 2021 Participation Rate
English Language Arts	762	9	1.2
Mathematics	760	9	1.2
Science	269	6	2.2
Social Studies	265	2	0.8

Professional Development Provided

Question	Yes	No
Did the individualized education program (IEP) teams utilize the state guidelines for participation in the alternate assessment to make assessment participation decisions?	<input checked="" type="radio"/>	<input type="radio"/>

Please list professional development, informational sessions, and technical assistance provided regarding the 1% Cap and/or assessment selection and participation for the 2020-2021 school year.

Audience	Date Occurred	Topics and Method of Training	Delivered by
Administrator	12/10/2021	General Supervisors meeting	ISD Staff
Administrator	2/25/2021	General Supervisors meeting	ISD Staff
Special Education Teachers, Service Providers and Administrators	12/6/2021	LISD Special Education News Newsletter	ISD Staff

Contributing Factors

Question	Yes	No
Did the district test fewer than 500 students total using statewide assessments?	<input type="radio"/>	<input checked="" type="radio"/>
Fewer than 8 students took MI-Access.	<input type="radio"/>	<input type="radio"/>
8 or more students took MI-Access.	<input type="radio"/>	<input type="radio"/>

Question	Yes	No
Did the district operate a center-based program or regional collaborative for students with significant cognitive impairments (serving students from in and outside of the district within a region or ISD)?	<input checked="" type="radio"/>	<input type="radio"/>

Utilizing the Alternate Assessment data reports, complete the following table.

Assessment Data Table	Number
Total Number of students tested overall	762
Total Number of students tested with MI-Access	9
Students in center-based program from outside district	3
Adjusted Total	759
Adjusted Participation Number	6
Adjusted Rate	0.8%

Please describe other justification as it specifically relates to Covid-19 and the Coronavirus Pandemic:

Due to the Covid 19 pandemic, we did have General Education students who were in quarantine, remote learners, or opted out of testing that did not choose to test. Due to most of our Alternative Testing students being in MICI programs and were not quarantined, virtual or opt outs we did not see a decrease in that testing population like we did the general education population.

Please describe other justification:

Our school district currently runs a MICI program for students in grades 6th - 12th. This program supports both Madison students as well as students throughout the county. Additionally, we previously had an in district K-5th grade MICI classroom. These students are currently being supported on site through a less restrictive LRE than an MICI program but do have severe cognitive needs.

Projected Participation Rate 2021	Number
District's Projected Participation Rate for 2021 (per the response on the 2020 alternate assessment projected participation form)	1.4%

Projected Participation Rate 2022	Number
Total Number of students enrolled in grades 3, 4, 5, 6, 7, 8, 11	863
Total number of students whose IEPs designate MI-Access for state summative assessments in any content area	9
Projected Participation Rate for 2022	1%


Audience	Topics and Method of Training	Date
Special Education Teachers	During an in-service we will review MDE's tool for identifying if a student is appropriate for an alternative assessment. We will also discuss a students programming and their exposure to general education curriculum, LRE and appropriate testing	1/17/2022

Question	Yes	No
Did the member district receive notification from the ISD regarding disproportionality in participation in the alternate assessment?	<input type="radio"/>	<input checked="" type="radio"/>

Question	Yes	No
Does the member district require additional resources and technical assistance from the ISD or MDE to ensure students are being assessed using the most appropriate state summative assessment tool based on the state guidelines?	<input type="radio"/>	<input checked="" type="radio"/>

Question	Yes	No
The member district IEP team members follow the state guidelines for participation in the alternate assessment.	<input checked="" type="radio"/>	<input type="radio"/>
The member district allows IEP team members to decide which students take an alternate assessment.	<input checked="" type="radio"/>	<input type="radio"/>
The member district addresses any issues of disproportionality in statewide assessment.	<input checked="" type="radio"/>	<input type="radio"/>

--



Onsted Community Schools (46110)

Instructions

This page uses data entered by Onsted Community Schools (46110) for ISD review. ISDs may accept this district submission by clicking **Accept District Form**. Alternatively, ISDs may return this form for modifications by clicking **Return for Modifications**. When this form is accepted by the ISD, the applicable district information will need to be included in the ISD Summary Justification Form.

Data

Below are the 1% Participation Rates for Onsted Community Schools (46110):

Content Area	Total Tested	Alternate Tested	Spring 2021 Participation Rate
English Language Arts	558	6	1.1
Mathematics	559	6	1.1
Science	187	0	0
Social Studies	187	1	0.5

Professional Development Provided

Question	Yes	No
Did the individualized education program (IEP) teams utilize the state guidelines for participation in the alternate assessment to make assessment participation decisions?	<input checked="" type="radio"/>	<input type="radio"/>

Please list professional development, informational sessions, and technical assistance provided regarding the 1% Cap and/or assessment selection and participation for the 2020-2021 school year.

Audience	Date Occurred	Topics and Method of Training	Delivered by
K-12 SE Staff at OCS	12/6/2021	LISD Special Education Newsletter	ISD Staff
K-12 SE Staff at OCS	2/13/2020	Email sent with flow chart to facilitate conversations with IEP team regarding alternate assessments; district assessment goal and current data for alternate assessments at OCS	District Staff
Compliance Monitor with County SE staff and administrators	2/25/2021	General Supervision meeting	ISD Staff

Contributing Factors

Question	Yes	No
Did the district test fewer than 500 students total using statewide assessments?	<input type="radio"/>	<input checked="" type="radio"/>
Fewer than 8 students took MI-Access.	<input type="radio"/>	<input type="radio"/>
8 or more students took MI-Access.	<input type="radio"/>	<input type="radio"/>

Question	Yes	No
Did the district operate a center-based program or regional collaborative for students with significant cognitive impairments (serving students from in and outside of the district within a region or ISD)?	<input type="radio"/>	<input checked="" type="radio"/>

Utilizing the Alternate Assessment data reports, complete the following table.

Assessment Data Table	Number
Total Number of students tested overall	
Total Number of students tested with MI-Access	
Students in center-based program from outside district	
Adjusted Total	0
Adjusted Participation Number	0
Adjusted Rate	0%

Please describe other justification as it specifically relates to Covid-19 and the Coronavirus Pandemic:

Please describe other justification:

Based on the IEP team decision, using the state recommended flowchart for determining appropriate testing, OCS tested six students using alternate assessments. This decision was made based on instructional standards being taught to these students. These students are currently receiving modified instruction, based on their individualized academic needs and performance levels. These students are also currently working towards certificates of completion.

Projected Participation Rate 2021	Number
District's Projected Participation Rate for 2021 (per the response on the 2020 alternate assessment projected participation form)	0.9%

Projected Participation Rate 2022	Number
Total Number of students enrolled in grades 3, 4, 5, 6, 7, 8, 11	661
Total number of students whose IEPs designate MI-Access for state summative assessments in any content area	8
Projected Participation Rate for 2022	1.2%

After reviewing all of the member district data for participation rates on the alternate assessment (MI-Access), detail below a summarized plan for providing professional development. This may include but is not limited to training on assessment selection, alternate assessment, alternate content standards, or planning for specialized instruction.

Audience	Topics and Method of Training	Date
K-12 SE Staff at OCS	K-12 Special Education team members will be provided with resources to help guide team decisions including an interactive decision-making tool, who takes an alternate assessment and what it is, what it means and what it offers. These resources will be used in building SE team meetings to discuss alternate assessments, when preparing for IEP team meetings.	3/1/2022

Question	Yes	No
Did the member district receive notification from the ISD regarding disproportionality in participation in the alternate assessment?	<input type="radio"/>	<input checked="" type="radio"/>

Question	Yes	No
Does the member district require additional resources and technical assistance from the ISD or MDE to ensure students are being assessed using the most appropriate state summative assessment tool based on the state guidelines?	<input checked="" type="radio"/>	<input type="radio"/>

OCS special education staff would like to receive continued updates from the local ISD regarding alternate assessments,

Please provide the following assurances.

Question	Yes	No
The member district IEP team members follow the state guidelines for participation in the alternate assessment.	<input checked="" type="radio"/>	<input type="radio"/>
The member district allows IEP team members to decide which students take an alternate assessment.	<input checked="" type="radio"/>	<input type="radio"/>
The member district addresses any issues of disproportionality in statewide assessment.	<input checked="" type="radio"/>	<input type="radio"/>

(required if ISD is returning to district for modifications)



Tecumseh Public Schools (46140)

Instructions

This page uses data entered by Tecumseh Public Schools (46140) for ISD review. ISDs may accept this district submission by clicking **Accept District Form**. Alternatively, ISDs may return this form for modifications by clicking **Return for Modifications**. When this form is accepted by the ISD, the applicable district information will need to be included in the ISD Summary Justification Form.

Data

Below are the 1% Participation Rates for Tecumseh Public Schools (46140):

Content Area	Total Tested	Alternate Tested	Spring 2021 Participation Rate
English Language Arts	1047	11	1.1
Mathematics	1043	11	1.1
Science	387	5	1.3
Social Studies	386	3	0.8

Professional Development Provided

Question	Yes	No
Did the individualized education program (IEP) teams utilize the state guidelines for participation in the alternate assessment to make assessment participation decisions?	<input checked="" type="radio"/>	<input type="radio"/>

Please list professional development, informational sessions, and technical assistance provided regarding the 1% Cap and/or assessment selection and participation for the 2020-2021 school year.

Audience	Date Occurred	Topics and Method of Training	Delivered by
Special Education Department Heads	12/10/2020	Virtual General Supervision Meeting covered 1% cap and guidelines for assessment selection	ISD Staff
Special Education Administration	2/25/2021	Virtual General Supervision Meeting covered 1% cap and guidelines for assessment selection, Statewide Assessment Flexibility	ISD Staff
Special Education Teachers and Administration	12/6/2021	State Alternate Assessment Options Changes for Spring 2022	ISD Staff
Special Education Administration	12/8/2021	State Alternate Assessment Options Changes for Spring 2022	ISD Staff
Special Education Teachers	3/31/2021	Accommodations for State Testing and MI-Access	District Staff

Contributing Factors

Question	Yes	No
Did the district test fewer than 500 students total using statewide assessments?	<input type="radio"/>	<input checked="" type="radio"/>
Fewer than 8 students took MI-Access.	<input type="radio"/>	<input type="radio"/>
8 or more students took MI-Access.	<input type="radio"/>	<input type="radio"/>

Question	Yes	No
Did the district operate a center-based program or regional collaborative for students with significant cognitive impairments (serving students from in and outside of the district within a region or ISD)?	<input type="radio"/>	<input checked="" type="radio"/>

Utilizing the Alternate Assessment data reports, complete the following table.

Assessment Data Table	Number
Total Number of students tested overall	
Total Number of students tested with MI-Access	
Students in center-based program from outside district	
Adjusted Total	0
Adjusted Participation Number	0
Adjusted Rate	0%

Please describe other justification as it specifically relates to Covid-19 and the Coronavirus Pandemic:

N/A

Please describe other justification:

The staff has reviewed all students taking the MI-Access assessment this spring. 7/10 students are cognitively impaired. The other three students have severe multiple impairments, OHI (traumatic brain injury), and low functioning autism. We are confident that the flow chart was followed for these students.

2022 Projected Participation Rate

Projected Participation Rate 2021	Number
District's Projected Participation Rate for 2021 (per the response on the 2020 alternate assessment projected participation form)	0.7%

Using students' IEP information, Michigan School Data System (MSDS), and other current data, complete the following table to calculate the 2022 projected participation rate.

Projected Participation Rate 2022	Number
Total Number of students enrolled in grades 3, 4, 5, 6, 7, 8, 11	1387
Total number of students whose IEPs designate MI-Access for state summative assessments in any content area	9
Projected Participation Rate for 2022	0.6%

Local Plan

After reviewing all of the member district data for participation rates on the alternate assessment (MI-Access), detail below a summarized plan for providing professional development. This may include but is not limited to training on assessment selection, alternate assessment, alternate content standards, or planning for specialized instruction.

Audience	Topics and Method of Training	Date
Special Education Teachers	Review MI-Access testing resources (flow-chart, selection guideline training) at staff meetings.	2/1/2022

Disproportionality

Question	Yes	No
Did the member district receive notification from the ISD regarding disproportionality in participation in the alternate assessment?	<input type="radio"/>	<input checked="" type="radio"/>

Resources and Technical Assistance

Question	Yes	No
Does the member district require additional resources and technical assistance from the ISD or MDE to ensure students are being assessed using the most appropriate state summative assessment tool based on the state guidelines?	<input type="radio"/>	<input checked="" type="radio"/>

Please detail the need for additional resources and technical assistance.

Assurances

Please provide the following assurances.

Question	Yes	No
The member district IEP team members follow the state guidelines for participation in the alternate assessment.	<input checked="" type="radio"/>	<input type="radio"/>
The member district allows IEP team members to decide which students take an alternate assessment.	<input checked="" type="radio"/>	<input type="radio"/>
The member district addresses any issues of disproportionality in statewide assessment.	<input checked="" type="radio"/>	<input type="radio"/>

District Comments

N/A

ISD Comments

(required if ISD is returning to district for modifications)



