



Exceeding 1% Cap on Participation in State Alternate Assessment Intermediate School District (ISD) Summary Justification Form FY 2021-2022

ISD Name: Montcalm Area ISD

All intermediate school districts must complete this summary form regarding the percentage of students assessed using Michigan's alternate assessment (MI-Access). This includes justification forms from member districts/public school academies (PSA) that assessed more than 1% of students in the spring of 2021 using MI-Access.

Data

Below are the 1% Participation Rates for Montcalm Area ISD:

Content Area	Total Tested	Alternate Tested	Spring 2021 Participation Rate
English Language Arts	4895	124	2.5
Mathematics	4917	120	2.4
Science	2098	63	3.0
Social Studies	2062	54	2.6

Data	Total
Number of member districts/PSAs including the ISD (only if the ISD runs internal programs)	10
Number of member districts/PSAs including the ISD (only if the ISD runs internal programs) that assessed more than 1% of all students tested in the spring of 2021 using MI-Access (in grades 3-8 and 11)	9

Technical Assistance and Professional Development

Tier I: Please provide a summary of technical assistance and/or professional development provided as a result of feedback from MDE regarding the 2021 test year data and justification form review. Include any professional development and targeted assistance the ISD offered to all member districts, provided by MDE and/or the ISD and MDE together.

Date Occurred	Summary of Technical Assistance and/or Professional Development
01/05/2022	Provided Report 18593 Test Accommodations-Mi Access Only Partners in MIPSE to all local districts as a tool to review students who are taking Mi Access as they complete their Justifications form.
01/04/2022	Sent Justifications Information to all local districts through "Updates and Notes 1/4/22"-- Including what Justifications are, how to complete the form, documents to use to train staff (Should my Student Take the Alternate Assessment? & Interactive Michigan Assessment SElection Guidance: Interactive Decision-Making Tool)

Tier II/III: Please provide a summary of technical assistance and/or professional development provided as a result of feedback from MDE regarding the 2021 test year data and justification form review. Include professional development and technical assistance the ISD provided for each specific member district that was flagged for disproportionality regarding assessment participation. Include technical assistance or professional development provided by MDE and/or the ISD and MDE together.

Member District	Date Occurred	Summary of Technical Assistance and/or Professional Development
Vestaburg Community Schools	01/20/2022	Reviewed students taking Mi-Access with local coordinator/director. Questioned two students who were in a MICI classroom with non-CI eligibility. Reviewed the Mi Access documents from MDE with the new coordinator and ensured her staff are using them. Due the small numbers of students who take state assessments (tiny district, the small number who take Mi Access push the percent over 1%.
Montabella Community Schools	01/21/2022	Reviewed students taking Mi-Access with local coordinator/director. All students on the list were on a Certificate of Completion track. Due the small numbers of students who take state assessments (tiny district, the small number who take Mi Access push the percent over 1%.
Carson City-Crystal Area Schools	01/21/2022	Reviewed students taking Mi-Access with local coordinator/director. All students on the list were on a Certificate of Completion track. Due the small numbers of students who take state assessments (tiny district, the small number who take Mi Access push the percent over 1%.
Central Montcalm Public Schools	01/19/2022	Reviewed students taking Mi-Access with local coordinator/director. All students on the list were on a Certificate of Completion track. Due the small numbers of students who take state assessments (tiny district, the small number who take Mi Access push the percent over 1%.
Flat River Academy	01/21/2022	Reviewed THE ONLY student taking Mi-Access with local coordinator/director. Per IEP team, student is appropriately taking the Mi Access Assessment.
Greenville Public Schools	01/04/2022	Reviewed students taking Mi-Access. Local district runs a MICI program and keeps many students in the LRE without sending students to MAISD Programming.
Lakeview Community Schools (Montcalm)	01/19/2022	Reviewed students taking Mi-Access with local coordinator/director. All students on the list were on a Certificate of Completion track. Due the small numbers of students who take state assessments (tiny district, the small number who take Mi Access push the percent over 1%.
Tri County Area Schools	01/05/2022	Reviewed students taking Mi-Access. Local district runs a MICI program and keeps many students in the LRE without sending students to MAISD Programming.

What resources or support is needed from MDE for the ISD to carry out the plan?

- *How the is 1% CAP determined?*
- *Guidance for small districts that have low numbers of students who take Mi Access. Ex: 1 student of 21 students total taking State Assessment is 4.8%. 7 students taking Mi Access of 345 taking state assmentt is 2%.*
- *Further information on how to verify alignment of IEP discussion, alternate curriculum and the % of students Taking MI Access RATHER THAN a 1% CAP.*
- *The results of the 2021 Test Data--Was not the Supervisor of Program Accountability last year and the report did not pull accurately in catamaran*

Assurances

Please provide the following assurances.

The ISD has provided or will provide targeted assistance to member districts/PSAs that have been flagged for disproportionality for participation in the alternate assessment as outlined on the previous page.

☒ Yes ☐ No

Targeted assistance and professional development include an emphasis on member districts/PSAs using the state assessment selection guidance documents and online trainings.

☒ Yes ☐ No

Assessment selection is an IEP team decision and will not be overridden by administrative or procedural decisions.

☒ Yes ☐ No



Member District Exceeding 1% Cap Justification Form FY 2021-2022

Member District: Montcalm Area ISD

The *Every Student Succeeds Act* (ESSA) places a 1% cap on alternate assessment (MI-Access) participation at the state level. Member districts that contribute to the state exceeding its participation cap must submit information to the Intermediate School District (ISD) justifying the need to exceed the 1% threshold. In addition, ISDs that run programs (functioning as a member district) must complete the form as a member district.

Each ISD collects information from member districts to submit to the state.

Data

Below are the 1% Participation Rates for Montcalm Area ISD:

Content Area	Total Tested	Alternate Tested	Spring 2021 Participation Rate
English Language Arts	111	39	35.1
Mathematics	106	37	34.9
Science	64	21	32.8
Social Studies	45	3	6.7

Professional Development Provided

Did the individualized education program (IEP) teams utilize the state guidelines for participation in the alternate assessment to make assessment participation decisions?

☒ Yes ☐ No

Please list professional development, informational sessions, and technical assistance provided regarding the 1% Cap and/or assessment selection and participation for the 2020-2021 school year.

Audience	Date Occurred	Topics and Method of Training	Delivered by
IEP Team	01/20/2022	<p>Ongoing at each IEP meeting as part of the Assessment section. The IEP Team has indicated that the student will participate in an Alternate Assessment.</p> <p>Please use the MDE Alternate Assessment Selection Guidance to ensure appropriate selection.</p> <p>Michigan Alternate Assessment Selection Guidance: Interactive Decision Making Tool</p> <ul style="list-style-type: none"> The IEP Team has determined the student must participate in a Michigan Alternate Assessment. Please provide these guidance documents to parents/guardians: <ol style="list-style-type: none"> Should My Student Take the Alternate Assessment? Michigan Alternate Assessment: What Is It, What It Means and What It Offers Supplementary Aids and Services were indicated in the PLAAFP, but are not selected as needed on this page. Please review the "Special Factors, Supplementary Aids and Assessments" section here and the Areas of Need table on the PLAAFP section. 	District Staff
All MAISD Special Education Staff	03/15/2021	Guide for use of State Assessment provided in Monday Morning Memo Communication on 3/15/21, 3/22/21, 4/5/21, 3/8/21	ISD Staff

Contributing Factors

Did the district test fewer than 500 students total using statewide assessments?

☒ Yes ☐ No

Select the option that applies:

☐ Fewer than 8 students took MI-Access. ☒ 8 or more students took MI-Access.

Did the district operate a center-based program or regional collaborative for students with significant cognitive impairments (serving students from in and outside of the district within a region or ISD)?

☒ Yes ☐ No

Utilizing the Alternate Assessment data reports, complete the following table.

Assessment Data Table	Number
Total Number of students tested overall	326
Total Number of students tested with MI-Access	100

Students in center-based program from outside district	326
Adjusted Total	0
Adjusted Participation Number	0
Adjusted Rate	0%

Please describe other justification as it specifically relates to Covid-19 and the Coronavirus Pandemic:

N/A

Please describe other justification:

MAISD runs all categorical classrooms for the entire county.

2022 Projected Participation Rate

Projected Participation Rate 2021	Number
District's Projected Participation Rate for 2021 (per the response on the 2020 alternate assessment projected participation form)	43.4%

Using students' IEP information, Michigan School Data System (MSDS), and other current data, complete the following table to calculate the 2022 projected participation rate.

Projected Participation Rate 2022	Number
Total number of students enrolled in grades 3, 4, 5, 6, 7, 8, 11	90
Total number of students whose IEPs designate MI-Access for state summative assessments in any content area	41
Projected Participation Rate for 2022	45.6%

Local Plan

After reviewing all of the member district data for participation rates on the alternate assessment (MI-Access), detail below a summarized plan for providing professional development. This may include but is not limited to training on assessment selection, alternate assessment, alternate content standards, or planning for specialized instruction.

Audience	Topics and Method of Training	Date
All ISD Staff	Providing interactive flowchart of "Should my Student Take Alternate Assessments" in the Monday Morning Memo Communication 1/24/22, 1/31/22, 2/7/22	01/24/2022
Parents, Community members for all of MAISD	Providing "Should my Student Take Alternate Assessments" in the Special Education in May	05/02/2022
Special Education Coordinators	Provided "Should my Student Take Alternate Assessments" to all local district special education directors/coordinators and MAISD program. special education supervisors. Requested districts to share with staff. Offered technical assistance.	01/06/2022
Community	Posted "Should my Student Take Alternate Assessments" on the MAISD Seiter/Satellite Program Facebook page. Requested our county to share it on fb as well.	01/20/2022

Resources and Technical Assistance

Does the member district require additional resources and technical assistance from the ISD or MDE to ensure students are being assessed using the most appropriate state summative assessment tool based on the state guidelines?

☐ Yes ☒ No

Assurances

Please provide the following assurances.

The member district IEP team members follow the state guidelines for participation in the alternate assessment.

☒ Yes ☐ No

The member district allows IEP team members to decide which students take an alternate assessment.

☒ Yes ☐ No

The member district addresses any issues of disproportionality in statewide assessment.

☒ Yes ☐ No

Carson City-Crystal Area Schools (59020)

Instructions

This page uses data entered by Carson City-Crystal Area Schools (59020) for ISD review. ISDs may accept this district submission by clicking **Accept District Form**. Alternatively, ISDs may return this form for modifications by clicking **Return for Modifications**. When this form is accepted by the ISD, the applicable district information will need to be included in the ISD Summary Justification Form.

Below are the 1% Participation Rates for Carson City-Crystal Area Schools (59020):

Content Area	Total Tested	Alternate Tested	Spring 2021 Participation Rate
English Language Arts	345	7	2
Mathematics	346	7	2
Science	172	3	1.7
Social Studies	175	6	3.4

Professional Development Provided

Question	Yes	No
Did the individualized education program (IEP) teams utilize the state guidelines for participation in the alternate assessment to make assessment participation decisions?	<input checked="" type="radio"/>	<input type="radio"/>

Please list professional development, informational sessions, and technical assistance provided regarding the 1% Cap and/or assessment selection and participation for the 2020-2021 school year.

Audience	Date Occurred	Topics and Method of Training	Delivered by
Special Education Staff	12/9/2020	TOPIC: IEP Guidance and Compliance CONTENT-FOCUSED METHOD & INTERACTIVE/PARTICIPATIVE METHOD	ISD Staff
Special Education Staff	4/15/2021	TOPIC: Selecting Appropriate Tests and Accommodations INTERACTIVE/PARTICIPATIVE METHOD	ISD Staff

Contributing Factors

Question	Yes	No
Did the district test fewer than 500 students total using statewide assessments?	<input checked="" type="radio"/>	<input type="radio"/>
Fewer than 8 students took MI-Access.	<input checked="" type="radio"/>	<input type="radio"/>
8 or more students took MI-Access.	<input type="radio"/>	<input checked="" type="radio"/>

Question	Yes	No
Did the district operate a center-based program or regional collaborative for students with significant cognitive impairments (serving students from in and outside of the district within a region or ISD)?	<input type="radio"/>	<input checked="" type="radio"/>

Utilizing the Alternate Assessment data reports, complete the following table.

Assessment Data Table	Number
Total Number of students tested overall	
Total Number of students tested with MI-Access	
Students in center-based program from outside district	
Adjusted Total	0
Adjusted Participation Number	0
Adjusted Rate	0%

Please describe other justification as it specifically relates to Covid-19 and the Coronavirus Pandemic:

There were 7 students identified to take alternative assessments but due to absences (COVID related), not all 7 students took the Science and Social Studies portions of the assessments.

Please describe other justification:

The 7 students identified to take alternative assessments had IEP team meetings that discussed assessment options using the MDE's "Flowchart for Selecting Appropriate Statewide Assessments". The graduation track and programming and services were considered during the team decision-making.

The coordinator of Special Education was new to the role in the Fall of 2021 so was not a part of the Spring 2021 testing window.

2022 Projected Participation Rate

Projected Participation Rate 2021	Number
District's Projected Participation Rate for 2021 (per the response on the 2020 alternate assessment projected participation form)	1.7%

Using students' IEP information, Michigan School Data System (MSDS), and other current data, complete the following table to calculate the 2022 projected participation rate.

Projected Participation Rate 2022	Number
Total Number of students enrolled in grades 3, 4, 5, 6, 7, 8, 11	405
Total number of students whose IEPs designate MI-Access for state summative assessments in any content area	7
Projected Participation Rate for 2022	1.7%

Local Plan

After reviewing all of the member district data for participation rates on the alternate assessment (MI-Access), detail below a summarized plan for providing professional development. This may include but is not limited to training on assessment selection, alternate assessment, alternate content standards, or planning for specialized instruction.

Audience	Topics and Method of Training	Date
Special Education Staff	TOPIC: Selecting Appropriate Statewide Assessments INTERACTIVE/PARTICIPATIVE METHOD: Using an IEP of a student on caseload, walk through both the "Flowchart for Selecting Appropriate Statewide Assessments" and "Assessment Selection Guidance: Interactive Decision-Making Tool", Discuss with a partner, what changes or new learning do you have?	1/12/2022
Special Education Staff, Administrators	Link Selecting Appropriate Statewide Assessments Resources within weekly Update for quick references (ongoing)	1/10/2022

Disproportionality

Question	Yes	No
Did the member district receive notification from the ISD regarding disproportionality in participation in the alternate assessment?	<input type="radio"/>	<input checked="" type="radio"/>

Resources and Technical Assistance

Question	Yes	No
Does the member district require additional resources and technical assistance from the ISD or MDE to ensure students are being assessed using the most appropriate state summative assessment tool based on the state guidelines?	<input type="radio"/>	<input checked="" type="radio"/>

Please detail the need for additional resources and technical assistance.

Assurances

Please provide the following assurances.

Question	Yes	No
The member district IEP team members follow the state guidelines for participation in the alternate assessment.	<input checked="" type="radio"/>	<input type="radio"/>
The member district allows IEP team members to decide which students take an alternate assessment.	<input checked="" type="radio"/>	<input type="radio"/>
The member district addresses any issues of disproportionality in statewide assessment.	<input checked="" type="radio"/>	<input type="radio"/>

District Comments

ISD Comments

(required if ISD is returning to district for modifications)

Central Montcalm Public Schools (59125)

Instructions

This page uses data entered by Central Montcalm Public Schools (59125) for ISD review. ISDs may accept this district submission by clicking **Accept District Form**. Alternatively, ISDs may return this form for modifications by clicking **Return for Modifications**. When this form is accepted by the ISD, the applicable district information will need to be included in the ISD Summary Justification Form.

Data

Below are the 1% Participation Rates for Central Montcalm Public Schools (59125):

Content Area	Total Tested	Alternate Tested	Spring 2021 Participation Rate
English Language Arts	672	18	2.7
Mathematics	676	17	2.5
Science	283	6	2.1
Social Studies	287	10	3.5

Professional Development Provided

Question	Yes	No
Did the individualized education program (IEP) teams utilize the state guidelines for participation in the alternate assessment to make assessment participation decisions?	<input checked="" type="radio"/>	<input type="radio"/>

Please list professional development, informational sessions, and technical assistance provided regarding the 1% Cap and/or assessment selection and participation for the 2020-2021 school year.

Audience	Date Occurred	Topics and Method of Training	Delivered by
special education teachers	1/5/2021	Discussed alternate assessment participation at district meeting.	District Staff
Special Education teachers	2/9/2021	Discussed alternate assessment participation at district meeting.	District Staff
Building Principals	3/9/2021	Discussed alternate assessment participation at district meeting.	District Staff

Contributing Factors

Question	Yes	No
Did the district test fewer than 500 students total using statewide assessments?	<input type="radio"/>	<input checked="" type="radio"/>
Fewer than 8 students took MI-Access.	<input type="radio"/>	<input type="radio"/>
8 or more students took MI-Access.	<input type="radio"/>	<input type="radio"/>

Question	Yes	No
Did the district operate a center-based program or regional collaborative for students with significant cognitive impairments (serving students from in and outside of the district within a region or ISD)?	<input type="radio"/>	<input checked="" type="radio"/>

Utilizing the Alternate Assessment data reports, complete the following table.

Assessment Data Table	Number
Total Number of students tested overall	
Total Number of students tested with MI-Access	
Students in center-based program from outside district	
Adjusted Total	0
Adjusted Participation Number	0
Adjusted Rate	0%

Please describe other justification as it specifically relates to Covid-19 and the Coronavirus Pandemic:

NA

Please describe other justification:

NA

2022 Projected Participation Rate

Projected Participation Rate 2021	Number
District's Projected Participation Rate for 2021 (per the response on the 2020 alternate assessment projected participation form)	2.1%

Using students' IEP information, Michigan School Data System (MSDS), and other current data, complete the following table to calculate the 2022 projected participation rate.

Projected Participation Rate 2022	Number
Total Number of students enrolled in grades 3, 4, 5, 6, 7, 8, 11	764
Total number of students whose IEPs designate MI-Access for state summative assessments in any content area	13
Projected Participation Rate for 2022	1.7%

Local Plan

After reviewing all of the member district data for participation rates on the alternate assessment (MI-Access), detail below a summarized plan for providing professional development. This may include but is not limited to training on assessment selection, alternate assessment, alternate content standards, or planning for specialized instruction.

Audience	Topics and Method of Training	Date
special education staff	Central Montcalm with the support of Montcalm Area ISD will train special education teachers on assessment selection and planning for specialized instruction.	5/4/2022

Disproportionality

Question	Yes	No
Did the member district receive notification from the ISD regarding disproportionality in participation in the alternate assessment?	<input type="radio"/>	<input checked="" type="radio"/>

Resources and Technical Assistance

Question	Yes	No
Does the member district require additional resources and technical assistance from the ISD or MDE to ensure students are being assessed using the most appropriate state summative assessment tool based on the state guidelines?	<input type="radio"/>	<input checked="" type="radio"/>

Please detail the need for additional resources and technical assistance.

--

Assurances

Please provide the following assurances.

Question	Yes	No
The member district IEP team members follow the state guidelines for participation in the alternate assessment.	<input checked="" type="radio"/>	<input type="radio"/>
The member district allows IEP team members to decide which students take an alternate assessment.	<input checked="" type="radio"/>	<input type="radio"/>
The member district addresses any issues of disproportionality in statewide assessment.	<input checked="" type="radio"/>	<input type="radio"/>


District Comments

--

ISD Comments

(required if ISD is returning to district for modifications)

[illegible]



Flat River Academy (41911)

Instructions

This page uses data entered by Flat River Academy (41911) for ISD review. ISDs may accept this district submission by clicking **Accept District Form**. Alternatively, ISDs may return this form for modifications by clicking **Return for Modifications**. When this form is accepted by the ISD, the applicable district information will need to be included in the ISD Summary Justification Form.

Data

Below are the 1% Participation Rates for Flat River Academy (41911):

Content Area	Total Tested	Alternate Tested	Spring 2021 Participation Rate
English Language Arts	73	1	1.4
Mathematics	73	1	1.4
Science	20	0	0
Social Studies	21	1	4.8

Professional Development Provided

Question	Yes	No
Did the individualized education program (IEP) teams utilize the state guidelines for participation in the alternate assessment to make assessment participation decisions?	<input checked="" type="radio"/>	<input type="radio"/>

Please list professional development, informational sessions, and technical assistance provided regarding the 1% Cap and/or assessment selection and participation for the 2020-2021 school year.

Audience	Date Occurred	Topics and Method of Training	Delivered by
Special education team	9/9/2020	Monitoring progress, coordinating services, determining appropriate accommodations & modifications	District Staff
special education team	11/18/2020	Monitoring progress, coordinating services, determining appropriate accommodations & modifications	District Staff
Special education team	1/13/2021	Monitoring progress, coordinating services, determining appropriate accommodations & modifications	District Staff
School staff	4/18/2021	Coordination of testing accommodations and modifications for upcoming state and district testing.	District Staff
Leadership & special education directors	2/17/2021	Appropriate accommodation.	OtherSVSU - authorizer
IEP audit	5/12/2021	Review of a selected student IEP for review of appropriate modifications and accommodations including testing.	ISD Staff

Contributing Factors

Question	Yes	No
Did the district test fewer than 500 students total using statewide assessments?	<input checked="" type="radio"/>	<input type="radio"/>
Fewer than 8 students took MI-Access.	<input checked="" type="radio"/>	<input type="radio"/>
8 or more students took MI-Access.	<input type="radio"/>	<input checked="" type="radio"/>

Question	Yes	No
Did the district operate a center-based program or regional collaborative for students with significant cognitive impairments (serving students from in and outside of the district within a region or ISD)?	<input type="radio"/>	<input checked="" type="radio"/>

Utilizing the Alternate Assessment data reports, complete the following table.

Assessment Data Table	Number
Total Number of students tested overall	
Total Number of students tested with MI-Access	
Students in center-based program from outside district	
Adjusted Total	0
Adjusted Participation Number	0
Adjusted Rate	0%

Please describe other justification as it specifically relates to Covid-19 and the Coronavirus Pandemic:

Please describe other justification:

We only had 1 student take the MI-ACCESS and our school has a total enrollment under 140 students K-8th grade.

2022 Projected Participation Rate

Projected Participation Rate 2021	Number
District's Projected Participation Rate for 2021 (per the response on the 2020 alternate assessment projected participation form)	1.2%

Using students' IEP information, Michigan School Data System (MSDS), and other current data, complete the following table to calculate the 2022 projected participation rate.

Projected Participation Rate 2022	Number
Total Number of students enrolled in grades 3, 4, 5, 6, 7, 8, 11	85
Total number of students whose IEPs designate MI-Access for state summative assessments in any content area	2
Projected Participation Rate for 2022	2.4%

Local Plan

After reviewing all of the member district data for participation rates on the alternate assessment (MI-Access), detail below a summarized plan for providing professional development. This may include but is not limited to training on assessment selection, alternate assessment, alternate content standards, or planning for specialized instruction.

Audience	Topics and Method of Training	Date
Special education team	Monthly meeting to review data, student needs and IEPs. We meet once a month on the second Wednesday.	1/5/2022
Compliance Audit	Review of an IEP to discuss improvements and professional development.	2/18/2022

Disproportionality

Question	Yes	No
Did the member district receive notification from the ISD regarding disproportionality in participation in the alternate assessment?	<input type="radio"/>	<input checked="" type="radio"/>

Resources and Technical Assistance

Question	Yes	No
Does the member district require additional resources and technical assistance from the ISD or MDE to ensure students are being assessed using the most appropriate state summative assessment tool based on the state guidelines?	<input type="radio"/>	<input checked="" type="radio"/>

Please detail the need for additional resources and technical assistance.

Assurances

Please provide the following assurances.

Question	Yes	No
The member district IEP team members follow the state guidelines for participation in the alternate assessment.	<input checked="" type="radio"/>	<input type="radio"/>
The member district allows IEP team members to decide which students take an alternate assessment.	<input checked="" type="radio"/>	<input type="radio"/>
The member district addresses any issues of disproportionality in statewide assessment.	<input checked="" type="radio"/>	<input type="radio"/>

District Comments

ISD Comments

(required if ISD is returning to district for modifications)

ABC

B

I

U

Lakeview Community Schools (Montcalm) (59090)

Instructions

This page uses data entered by Lakeview Community Schools (Montcalm) (59090) for ISD review. ISDs may accept this district submission by clicking **Accept District Form**. Alternatively, ISDs may return this form for modifications by clicking **Return for Modifications**. When this form is accepted by the ISD, the applicable district information will need to be included in the ISD Summary Justification Form.

Data

Below are the 1% Participation Rates for Lakeview Community Schools (Montcalm) (59090):

Content Area	Total Tested	Alternate Tested	Spring 2021 Participation Rate
English Language Arts	496	7	1.4
Mathematics	495	7	1.4
Science	225	5	2.2
Social Studies	223	5	2.2

Professional Development Provided

Question	Yes	No
Did the individualized education program (IEP) teams utilize the state guidelines for participation in the alternate assessment to make assessment participation decisions?	<input checked="" type="radio"/>	<input type="radio"/>

Please list professional development, informational sessions, and technical assistance provided regarding the 1% Cap and/or assessment selection and participation for the 2020-2021 school year.

Audience	Date Occurred	Topics and Method of Training	Delivered by
Special Education staff, service providers and administrators	9/23/2021	Training lecture included reasons for selecting and alternatives before selecting alternative assessments.	District Staff
Special Education staff, service providers and administrators	9/23/2021	Flow Chart reviewed for decision making for all staff and examples given.	District Staff

Contributing Factors

Question	Yes	No
Did the district test fewer than 500 students total using statewide assessments?	<input checked="" type="radio"/>	<input type="radio"/>
Fewer than 8 students took MI-Access.	<input checked="" type="radio"/>	<input type="radio"/>
8 or more students took MI-Access.	<input type="radio"/>	<input checked="" type="radio"/>

Question	Yes	No
Did the district operate a center-based program or regional collaborative for students with significant cognitive impairments (serving students from in and outside of the district within a region or ISD)?	<input type="radio"/>	<input checked="" type="radio"/>

Utilizing the Alternate Assessment data reports, complete the following table.

Assessment Data Table	Number
Total Number of students tested overall	
Total Number of students tested with MI-Access	
Students in center-based program from outside district	
Adjusted Total	0
Adjusted Participation Number	0
Adjusted Rate	0%

Please describe other justification as it specifically relates to Covid-19 and the Coronavirus Pandemic:

The district did not test any more or less students due to the Coronavirus Pandemic.

Based on information from the state, county, and our local school district, Lakeview Community Schools has a disproportionate number of special education students that qualify under the category of mental impairments. According to special education count data from fall of 2010 released by the state, the percentage of students qualifying as cognitively impaired at the state level is 9.8, at the county level, 14.47 and at the local level 18.14. This disproportion is our circumstance that led to more than 1% of enrolled student being administered the MI-Access assessments.

Please describe other justification:

2022 Projected Participation Rate

Projected Participation Rate 2021	Number
District's Projected Participation Rate for 2021 (per the response on the 2020 alternate assessment projected participation form)	1.7%

Using students' IEP information, Michigan School Data System (MSDS), and other current data, complete the following table to calculate the 2022 projected participation rate.

Projected Participation Rate 2022	Number
Total Number of students enrolled in grades 3, 4, 5, 6, 7, 8, 11	548
Total number of students whose IEPs designate MI-Access for state summative assessments in any content area	7
Projected Participation Rate for 2022	1.3%

Local Plan

After reviewing all of the member district data for participation rates on the alternate assessment (MI-Access), detail below a summarized plan for providing professional development. This may include but is not limited to training on assessment selection, alternate assessment, alternate content standards, or planning for specialized instruction.

Audience	Topics and Method of Training	Date
Special Education teachers, service providers and administrators	Review the justification for Alternative assessment selection and content standards	9/22/2022

Disproportionality

Question	Yes	No
Did the member district receive notification from the ISD regarding disproportionality in participation in the alternate assessment?	<input type="radio"/>	<input checked="" type="radio"/>

Resources and Technical Assistance

Question	Yes	No
Does the member district require additional resources and technical assistance from the ISD or MDE to ensure students are being assessed using the most appropriate state summative assessment tool based on the state guidelines?	<input type="radio"/>	<input checked="" type="radio"/>

Please detail the need for additional resources and technical assistance.

Assurances

Please provide the following assurances.

Question	Yes	No
The member district IEP team members follow the state guidelines for participation in the alternate assessment.	<input checked="" type="radio"/>	<input type="radio"/>
The member district allows IEP team members to decide which students take an alternate assessment.	<input checked="" type="radio"/>	<input type="radio"/>
The member district addresses any issues of disproportionality in statewide assessment.	<input checked="" type="radio"/>	<input type="radio"/>

District Comments

The district is will continue to work to get closer to the 1% mark set by the state, however considering our small numbers and the high numbers of students that qualify for alternative programming it is difficult.

ISD Comments

(required if ISD is returning to district for modifications)



Montabella Community Schools (59045)

Instructions

This page uses data entered by Montabella Community Schools (59045) for ISD review. ISDs may accept this district submission by clicking **Accept District Form**. Alternatively, ISDs may return this form for modifications by clicking **Return for Modifications**. When this form is accepted by the ISD, the applicable district information will need to be included in the ISD Summary Justification Form.

Data

Below are the 1% Participation Rates for Montabella Community Schools (59045):

Content Area	Total Tested	Alternate Tested	Spring 2021 Participation Rate
English Language Arts	344	8	2.3
Mathematics	344	8	2.3
Science	136	5	3.7
Social Studies	136	5	3.7

Professional Development Provided

Question	Yes	No
Did the individualized education program (IEP) teams utilize the state guidelines for participation in the alternate assessment to make assessment participation decisions?	<input checked="" type="radio"/>	<input type="radio"/>

Please list professional development, informational sessions, and technical assistance provided regarding the 1% Cap and/or assessment selection and participation for the 2020-2021 school year.

Audience	Date Occurred	Topics and Method of Training	Delivered by
Special Education Staff	9/16/2020	Staff meeting procedural guidelines	District Staff Jacki Fredricks
Special Education Staff	9/1/2020	Sent an email	District Staff Jacki Fredricks

Contributing Factors

Question	Yes	No
Did the district test fewer than 500 students total using statewide assessments?	<input checked="" type="radio"/>	<input type="radio"/>
Fewer than 8 students took MI-Access.	<input type="radio"/>	<input checked="" type="radio"/>
8 or more students took MI-Access.	<input checked="" type="radio"/>	<input type="radio"/>

Question	Yes	No
Did the district operate a center-based program or regional collaborative for students with significant cognitive impairments (serving students from in and outside of the district within a region or ISD)?	<input type="radio"/>	<input checked="" type="radio"/>

Utilizing the Alternate Assessment data reports, complete the following table.

Assessment Data Table	Number
Total Number of students tested overall	
Total Number of students tested with MI-Access	
Students in center-based program from outside district	
Adjusted Total	0
Adjusted Participation Number	0
Adjusted Rate	0%

Please describe other justification as it specifically relates to Covid-19 and the Coronavirus Pandemic:

Please describe other justification:

Staff provided state alternate assessment development with fidelity at all IEP meetings

2022 Projected Participation Rate

Projected Participation Rate 2021	Number
District's Projected Participation Rate for 2021 (per the response on the 2020 alternate assessment projected participation form)	2.7%

Using students' IEP information, Michigan School Data System (MSDS), and other current data, complete the following table to calculate the 2022 projected participation rate.

Projected Participation Rate 2022	Number
Total Number of students enrolled in grades 3, 4, 5, 6, 7, 8, 11	417
Total number of students whose IEPs designate MI-Access for state summative assessments in any content area	4
Projected Participation Rate for 2022	1%

Local Plan

After reviewing all of the member district data for participation rates on the alternate assessment (MI-Access), detail below a summarized plan for providing professional development. This may include but is not limited to training on assessment selection, alternate assessment, alternate content standards, or planning for specialized instruction.

Audience	Topics and Method of Training	Date
Special Education Staff	The guidance document is linked to the whiteboard template for all meetings of students.	1/21/2022

Disproportionality

Question	Yes	No
Did the member district receive notification from the ISD regarding disproportionality in participation in the alternate assessment?	<input type="radio"/>	<input checked="" type="radio"/>

Resources and Technical Assistance

Question	Yes	No
Does the member district require additional resources and technical assistance from the ISD or MDE to ensure students are being assessed using the most appropriate state summative assessment tool based on the state guidelines?	<input type="radio"/>	<input checked="" type="radio"/>

Please detail the need for additional resources and technical assistance.

Assurances



Please provide the following assurances.



Question	Yes	No
The member district IEP team members follow the state guidelines for participation in the alternate assessment.	<input checked="" type="radio"/>	<input type="radio"/>
The member district allows IEP team members to decide which students take an alternate assessment.	<input checked="" type="radio"/>	<input type="radio"/>
The member district addresses any issues of disproportionality in statewide assessment.	<input checked="" type="radio"/>	<input type="radio"/>




District Comments




ISD Comments




(required if ISD is returning to district for modifications)



























Tri County Area Schools (59080)

Instructions

This page uses data entered by Tri County Area Schools (59080) for ISD review. ISDs may accept this district submission by clicking **Accept District Form**. Alternatively, ISDs may return this form for modifications by clicking **Return for Modifications**. When this form is accepted by the ISD, the applicable district information will need to be included in the ISD Summary Justification Form.

Data

Below are the 1% Participation Rates for Tri County Area Schools (59080):

Content Area	Total Tested	Alternate Tested	Spring 2021 Participation Rate
English Language Arts	756	19	2.5
Mathematics	790	19	2.4
Science	333	10	3
Social Studies	330	12	3.6

Professional Development Provided

Question	Yes	No
Did the individualized education program (IEP) teams utilize the state guidelines for participation in the alternate assessment to make assessment participation decisions?	<input checked="" type="radio"/>	<input type="radio"/>

Please list professional development, informational sessions, and technical assistance provided regarding the 1% Cap and/or assessment selection and participation for the 2020-2021 school year.

Audience	Date Occurred	Topics and Method of Training	Delivered by
Special education providers (teachers, ancillary staff)	2/4/2021	Professional Learning Community - Assessment updates: Should My Student Take the Alternate Assessment	District Staff
Parents during IEPs	9/3/2020	Utilizing the document "Should My Student Take the Alternate Assessment" special education providers work with families during the IEP process to determine which assessment will be administered	District Staff

Contributing Factors

Question	Yes	No
Did the district test fewer than 500 students total using statewide assessments?	<input type="radio"/>	<input checked="" type="radio"/>
Fewer than 8 students took MI-Access.	<input type="radio"/>	<input type="radio"/>
8 or more students took MI-Access.	<input type="radio"/>	<input type="radio"/>

Question	Yes	No
Did the district operate a center-based program or regional collaborative for students with significant cognitive impairments (serving students from in and outside of the district within a region or ISD)?	<input type="radio"/>	<input checked="" type="radio"/>

Utilizing the Alternate Assessment data reports, complete the following table.

Assessment Data Table	Number
Total Number of students tested overall	
Total Number of students tested with MI-Access	
Students in center-based program from outside district	
Adjusted Total	0
Adjusted Participation Number	0
Adjusted Rate	0%

Please describe other justification as it specifically relates to Covid-19 and the Coronavirus Pandemic:

During the school year of 2020-2021, special education students whose parents chose to be virtual students, all chose not to have their students assessed in person. All parents exempted their students and did not bring them in for testing.

Please describe other justification:

--

Projected Participation Rate 2021	Number
District's Projected Participation Rate for 2021 (per the response on the 2020 alternate assessment projected participation form)	2.2%

Projected Participation Rate 2022	Number
Total Number of students enrolled in grades 3, 4, 5, 6, 7, 8, 11	888
Total number of students whose IEPs designate MI-Access for state summative assessments in any content area	19
Projected Participation Rate for 2022	2.1%

Audience	Topics and Method of Training	Date
Special education providers	Through Professional Learning Communities review the "Should My Student Take the Alternate Assessment" and how to work with parents on the decision making process for the assessment	1/11/2022

Question	Yes	No
Did the member district receive notification from the ISD regarding disproportionality in participation in the alternate assessment?	<input type="radio"/>	<input checked="" type="radio"/>


Question	Yes	No
Does the member district require additional resources and technical assistance from the ISD or MDE to ensure students are being assessed using the most appropriate state summative assessment tool based on the state guidelines?	<input type="radio"/>	<input checked="" type="radio"/>

--

Question	Yes	No
The member district IEP team members follow the state guidelines for participation in the alternate assessment.	<input checked="" type="radio"/>	<input type="radio"/>
The member district allows IEP team members to decide which students take an alternate assessment.	<input checked="" type="radio"/>	<input type="radio"/>
The member district addresses any issues of disproportionality in statewide assessment.	<input checked="" type="radio"/>	<input type="radio"/>

--

A screenshot of a rich text editor toolbar. It contains icons for undo (curved arrow left), redo (curved arrow right), bold (B), italic (I), underline (U), bulleted list (three dots), numbered list (1=), link (chain link), and unlink (chain link with a slash). There is also a dropdown menu with 'ABC' and a downward arrow.



Vestaburg Community Schools (59150)

Instructions

This page uses data entered by Vestaburg Community Schools (59150) for ISD review. ISDs may accept this district submission by clicking **Accept District Form**. Alternatively, ISDs may return this form for modifications by clicking **Return for Modifications**. When this form is accepted by the ISD, the applicable district information will need to be included in the ISD Summary Justification Form.

Data

Below are the 1% Participation Rates for Vestaburg Community Schools (59150):

Content Area	Total Tested	Alternate Tested	Spring 2021 Participation Rate
English Language Arts	201	6	3
Mathematics	200	6	3
Science	87	1	1.1
Social Studies	74	0	0

Professional Development Provided

Question	Yes	No
Did the individualized education program (IEP) teams utilize the state guidelines for participation in the alternate assessment to make assessment participation decisions?	<input checked="" type="radio"/>	<input type="radio"/>

Please list professional development, informational sessions, and technical assistance provided regarding the 1% Cap and/or assessment selection and participation for the 2020-2021 school year.

Audience	Date Occurred	Topics and Method of Training	Delivered by
All Special Education Staff	8/18/2021	Previous special education director provided state alternative assessment participation	District Staff
All Special Education Staff	9/22/2021	Each IEP Team uses the link embedded into MIPSE to educate parents on alternative assessments.	District Staff

Contributing Factors

Question	Yes	No
Did the district test fewer than 500 students total using statewide assessments?	<input checked="" type="radio"/>	<input type="radio"/>
Fewer than 8 students took MI-Access.	<input checked="" type="radio"/>	<input type="radio"/>
8 or more students took MI-Access.	<input type="radio"/>	<input checked="" type="radio"/>

Question	Yes	No
Did the district operate a center-based program or regional collaborative for students with significant cognitive impairments (serving students from in and outside of the district within a region or ISD)?	<input type="radio"/>	<input checked="" type="radio"/>

Utilizing the Alternate Assessment data reports, complete the following table.

Assessment Data Table	Number
Total Number of students tested overall	
Total Number of students tested with MI-Access	
Students in center-based program from outside district	
Adjusted Total	0
Adjusted Participation Number	0
Adjusted Rate	0%

Please describe other justification as it specifically relates to Covid-19 and the Coronavirus Pandemic:

NA

Please describe other justification:

I have reviewed the students who took the MIAccess Assessment and all seem appropriate. Vestaburg is providing education in their least restrictive environment.

2022 Projected Participation Rate

Projected Participation Rate 2021	Number
District's Projected Participation Rate for 2021 (per the response on the 2020 alternate assessment projected participation form)	1.2%

Using students' IEP information, Michigan School Data System (MSDS), and other current data, complete the following table to calculate the 2022 projected participation rate.

Projected Participation Rate 2022	Number
Total Number of students enrolled in grades 3, 4, 5, 6, 7, 8, 11	389
Total number of students whose IEPs designate MI-Access for state summative assessments in any content area	7
Projected Participation Rate for 2022	1.8%

Local Plan

After reviewing all of the member district data for participation rates on the alternate assessment (MI-Access), detail below a summarized plan for providing professional development. This may include but is not limited to training on assessment selection, alternate assessment, alternate content standards, or planning for specialized instruction.

Audience	Topics and Method of Training	Date
All special education staff	Alternate Assessment Training	3/22/2022

Disproportionality

Question	Yes	No
Did the member district receive notification from the ISD regarding disproportionality in participation in the alternate assessment?	<input type="radio"/>	<input checked="" type="radio"/>

Resources and Technical Assistance

Question	Yes	No
Does the member district require additional resources and technical assistance from the ISD or MDE to ensure students are being assessed using the most appropriate state summative assessment tool based on the state guidelines?	<input type="radio"/>	<input checked="" type="radio"/>

Please detail the need for additional resources and technical assistance.

--

Assurances

Please provide the following assurances.

Question	Yes	No
The member district IEP team members follow the state guidelines for participation in the alternate assessment.	<input checked="" type="radio"/>	<input type="radio"/>
The member district allows IEP team members to decide which students take an alternate assessment.	<input checked="" type="radio"/>	<input type="radio"/>
The member district addresses any issues of disproportionality in statewide assessment.	<input checked="" type="radio"/>	<input type="radio"/>

District Comments

ISD Comments

(required if ISD is returning to district for modifications)

[illegible]

