



Exceeding 1% Cap on Participation in State Alternate Assessment Intermediate School District (ISD) Summary Justification Form FY 2021-2022

ISD Name: Northwest Education Services

All intermediate school districts must complete this summary form regarding the percentage of students assessed using Michigan's alternate assessment (MI-Access). This includes justification forms from member districts/public school academies (PSA) that assessed more than 1% of students in the spring of 2021 using MI-Access.

Data

Below are the 1% Participation Rates for Northwest Education Services:

Content Area	Total Tested	Alternate Tested	Spring 2021 Participation Rate
English Language Arts	9407	145	1.5
Mathematics	9387	137	1.5
Science	3464	58	1.7
Social Studies	3470	31	0.9

Data	Total
Number of member districts/PSAs including the ISD (only if the ISD runs internal programs)	22
Number of member districts/PSAs including the ISD (only if the ISD runs internal programs) that assessed more than 1% of all students tested in the spring of 2021 using MI-Access (in grades 3-8 and 11)	7

Technical Assistance and Professional Development

Tier I: Please provide a summary of technical assistance and/or professional development provided as a result of feedback from MDE regarding the 2021 test year data and justification form review. Include any professional development and targeted assistance the ISD offered to all member districts, provided by MDE and/or the ISD and MDE together.

Date Occurred	Summary of Technical Assistance and/or Professional Development
11/29/2020	(TCAPS) An informational session on Alternate Standards and Alternate Assessments. Reviewed MDE, ISD and District Resources

01/13/2021	(TCAPS) High-Quality IEP Training. This training provided a general overview of IEP as a process and increase skills of developing a high-quality IEP. All participants received professional learning targeting information on current state and district assessments and considerations related to decision making for IEP teams on alternate standards and alternate assessments.
01/26/2021	(TCAPS) High-Quality IEP Training. This training provided a general overview of IEP as a process and increase skills of developing a high-quality IEP. All participants received professional learning targeting information on current state and district assessments and considerations related to decision making for IEP teams on alternate standards and alternate assessments.
02/15/2021	(TCAPS) SE Professional Development on several topics; including a review of resources related to decision making factors related to alternate standards and alternate assessment.
04/23/2021	(TCAPS) An informational session on TCAPS considerations for MICI Program; including considerations around alternate standards and alternate assessments.
05/12/2021	(TCAPS) SE Professional Development on several topics; including a review of resources related to decision making factors related to alternate standards and alternate assessment.
02/21/2022	(TCAPS) K-12 targeted training for SE teachers on alternate assessment and alternate content standards
03/28/2022	(TCAPS) Review of district data and review of the process to support building-level decisions after training on 2/21/22 to be completed by 3/28/2022. Training on considerations related to alternate assessment and alternate content standards to be completed by 3/28/2022.
09/15/2021	(Suttons Bay) Guidelines and flowchart for alternate assessment
03/16/2022	(Suttons Bay) Choosing alternate standards and assessments
09/23/2021	(Benzie) Hot Topics including using the assessment flowchart
01/31/2022	(Benzie) Using the assessment flowchart
02/11/2022	(Benzie) Using the assessment flowchart
01/18/2021	(Buckley) Alternate standards
02/21/2022	(Buckley) Assessment flowchart
10/07/2021	(Woodland) Student needs review with Teacher Consultant. Review of the students on Essential Elements and Transition needs. Utilized the TAGG and MDE Essential Elements Guidance. Reviewed "What Assessment should my Student Take" document and flowchart. Special Education
01/06/2022	(Woodland) Weekly Team meetings: Essential Elements discussion and student's progress would be reviewed. ISD Teacher Consultant, School Psychologist participated on a weekly basis. EE and Alternative Assessments would be discussed for the two students during the weekly meetings to the degree appropriate.
05/05/2022	(Woodland) Essential Elements, Alternative Assessment and Assessment Review. Method: Case Review of the current two students, review MDE and ISD guidance documents by 05/05/2022
12/17/2020	(Greenspire) Essential Elements meeting. Review of standards, mapping to state standards, review of appropriate assessments and administration of those assessments, reading and math programming and supports.
01/26/2021	(Greenspire) High-Quality IEP Training

01/26/2022	(Greenspire) All relevant special education teachers and service providers attend the Highly Qualified IEP training.
08/30/2022	(Greenspire) Meetings with local ISD teacher consultants and curriculum consultant/director to review the components relevant to Essential Elements including assessment and curriculum and other needed supports to service youth not currently on a diploma track by 8/30/2022
03/17/2021	(North Ed) Virtual training: MDE Assessment selection guidelines & resources, content areas assessed, test schedule, test security, MI-Access P and SI scoring rubrics, accommodations, safe testing planning resources, integrity guide, entering responses for P and SI in online platform.
03/21/2022	(North Ed) Individual consultation as needed regarding assessment selection, MI-access P and SI scoring.
02/16/2022	Assessment selection guidelines training including MDE resources, alternate assessments, scoring for SI and P levels

Tier II/III: Please provide a summary of technical assistance and/or professional development provided as a result of feedback from MDE regarding the 2021 test year data and justification form review. Include professional development and technical assistance the ISD provided for each specific member district that was flagged for disproportionality regarding assessment participation. Include technical assistance or professional development provided by MDE and/or the ISD and MDE together.

Member District	Date Occurred	Summary of Technical Assistance and/or Professional Development
Traverse City Area Public Schools	04/01/2022	Training will be devised in collaboration with TCAPS administration and delivered by 04/01/22

What resources or support is needed from MDE for the ISD to carry out the plan?

None at this time.

Assurances

Please provide the following assurances.

The ISD has provided or will provide targeted assistance to member districts/PSAs that have been flagged for disproportionality for participation in the alternate assessment as outlined on the previous page.

☒ Yes ☐ No

Targeted assistance and professional development include an emphasis on member districts/PSAs using the state assessment selection guidance documents and online trainings.

☒ Yes ☐ No

Assessment selection is an IEP team decision and will not be overridden by administrative or procedural decisions.

☒ Yes ☐ No



Member District Exceeding 1% Cap Justification Form FY 2021-2022

Member District: Northwest Education Services

The *Every Student Succeeds Act* (ESSA) places a 1% cap on alternate assessment (MI-Access) participation at the state level. Member districts that contribute to the state exceeding its participation cap must submit information to the Intermediate School District (ISD) justifying the need to exceed the 1% threshold. In addition, ISDs that run programs (functioning as a member district) must complete the form as a member district.

Each ISD collects information from member districts to submit to the state.

Data

Below are the 1% Participation Rates for Northwest Education Services:

Content Area	Total Tested	Alternate Tested	Spring 2021 Participation Rate
English Language Arts	100	72	72
Mathematics	94	66	70.2
Science	34	27	79.4
Social Studies	8	2	25

Professional Development Provided

Did the individualized education program (IEP) teams utilize the state guidelines for participation in the alternate assessment to make assessment participation decisions?

☒ Yes ☐ No

Please list professional development, informational sessions, and technical assistance provided regarding the 1% Cap and/or assessment selection and participation for the 2020-2021 school year.

Audience	Date Occurred	Topics and Method of Training	Delivered by
North Ed Center Program Teachers	03/17/2021	Virtual training: MDE Assessment selection guidelines & resources, content areas assessed, test schedule, test security, MI-Access P and SI scoring rubrics, accommodations, safe testing planning resources, integrity guide, entering responses for P and SI in online platform.	ISD Staff
Special education teachers	03/21/2022	Individual consultation as needed regarding assessment selection, MI-access P and SI scoring.	ISD Staff

Contributing Factors

Did the district test fewer than 500 students total using statewide assessments?

☒ Yes ☐ No

Select the option that applies:

☐ Fewer than 8 students took MI-Access. ☒ 8 or more students took MI-Access.

Did the district operate a center-based program or regional collaborative for students with significant cognitive impairments (serving students from in and outside of the district within a region or ISD)?

☒ Yes ☐ No

Utilizing the Alternate Assessment data reports, complete the following table.

Assessment Data Table	Number
Total Number of students tested overall	236
Total Number of students tested with MI-Access	167
Students in center-based program from outside district	236
Adjusted Total	0
Adjusted Participation Number	0
Adjusted Rate	0%

2022 Projected Participation Rate

Projected Participation Rate 2021	Number
District's Projected Participation Rate for 2021 (per the response on the 2020 alternate assessment projected participation form)	60.5%

Using students' IEP information, Michigan School Data System (MSDS), and other current data, complete the following table to calculate the 2022 projected participation rate.

Projected Participation Rate 2022	Number
Total number of students enrolled in grades 3, 4, 5, 6, 7, 8, 11	110
Total number of students whose IEPs designate MI-Access for state summative assessments in any content area	68
Projected Participation Rate for 2022	61.8%

Local Plan

After reviewing all of the member district data for participation rates on the alternate assessment (MI-Access), detail below a summarized plan for providing professional development. This may include but is not limited to training on assessment selection, alternate assessment, alternate content standards, or planning for specialized instruction.

Audience	Topics and Method of Training	Date
Northwest Ed Staff	Assessment selection guidelines training including MDE resources, alternate assessments, scoring for SI and P levels	02/16/2022

Resources and Technical Assistance

Does the member district require additional resources and technical assistance from the ISD or MDE to ensure students are being assessed using the most appropriate state summative assessment tool based on the state guidelines?

☐ Yes ☒ No

Assurances

Please provide the following assurances.

The member district IEP team members follow the state guidelines for participation in the alternate assessment.

☒ Yes ☐ No

The member district allows IEP team members to decide which students take an alternate assessment.

☒ Yes ☐ No

The member district addresses any issues of disproportionality in statewide assessment.

☒ Yes ☐ No

Benzie County Central Schools (10015)

Instructions

This page uses data entered by Benzie County Central Schools (10015) for ISD review. ISDs may accept this district submission by clicking **Accept District Form**. Alternatively, ISDs may return this form for modifications by clicking **Return for Modifications**. When this form is accepted by the ISD, the applicable district information will need to be included in the ISD Summary Justification Form.

Data

Below are the 1% Participation Rates for Benzie County Central Schools (10015):

Content Area	Total Tested	Alternate Tested	Spring 2021 Participation Rate
English Language Arts	516	4	0.8
Mathematics	513	4	0.8
Science	214	1	0.5
Social Studies	215	3	1.4

Professional Development Provided

Question	Yes	No
Did the individualized education program (IEP) teams utilize the state guidelines for participation in the alternate assessment to make assessment participation decisions?	<input checked="" type="radio"/>	<input type="radio"/>

Please list professional development, informational sessions, and technical assistance provided regarding the 1% Cap and/or assessment selection and participation for the 2020-2021 school year.

Audience	Date Occurred	Topics and Method of Training	Delivered by
LEA special education teachers, ISD itinerants	9/23/2020	Hot topics in the field: *CLP's *Documenting accommodations *MDE assessment flowchart *MDR's/Patterns of Removal Worksheet	ISD Staff
LEA special education/general education teachers	12/15/2020	Benzie HS Special Ed Implementation Plan	ISD Staff

Contributing Factors

Question	Yes	No
Did the district test fewer than 500 students total using statewide assessments?	<input type="radio"/>	<input checked="" type="radio"/>
Fewer than 8 students took MI-Access.	<input type="radio"/>	<input type="radio"/>
8 or more students took MI-Access.	<input type="radio"/>	<input type="radio"/>

Question	Yes	No
Did the district operate a center-based program or regional collaborative for students with significant cognitive impairments (serving students from in and outside of the district within a region or ISD)?	<input type="radio"/>	<input checked="" type="radio"/>

Utilizing the Alternate Assessment data reports, complete the following table.

Assessment Data Table	Number
Total Number of students tested overall	
Total Number of students tested with MI-Access	
Students in center-based program from outside district	
Adjusted Total	0
Adjusted Participation Number	0
Adjusted Rate	0%

Please describe other justification as it specifically relates to Covid-19 and the Coronavirus Pandemic:

No direct correlation specifically related to Covid-19

Please describe other justification:

2022 Projected Participation Rate

Projected Participation Rate 2021	Number
District's Projected Participation Rate for 2021 (per the response on the 2020 alternate assessment projected participation form)	0.4%

Using students' IEP information, Michigan School Data System (MSDS), and other current data, complete the following table to calculate the 2022 projected participation rate.

Projected Participation Rate 2022	Number
Total Number of students enrolled in grades 3, 4, 5, 6, 7, 8, 11	634
Total number of students whose IEPs designate MI-Access for state summative assessments in any content area	4
Projected Participation Rate for 2022	0.6%

Local Plan

After reviewing all of the member district data for participation rates on the alternate assessment (MI-Access), detail below a summarized plan for providing professional development. This may include but is not limited to training on assessment selection, alternate assessment, alternate content standards, or planning for specialized instruction.

Audience	Topics and Method of Training	Date
Benzie Secondary Sped Teachers, ISD Staff	In-person training/review of MDE Assessment flowchart (Special ed PLC)	1/31/2022
Benzie Elementary Sped Teachers, ISD Staff	In-person training/review of MDE Assessment flowchart (Special ed PLC)	2/11/2022

Disproportionality

Question	Yes	No
Did the member district receive notification from the ISD regarding disproportionality in participation in the alternate assessment?	<input type="radio"/>	<input checked="" type="radio"/>

Resources and Technical Assistance

Question	Yes	No
Does the member district require additional resources and technical assistance from the ISD or MDE to ensure students are being assessed using the most appropriate state summative assessment tool based on the state guidelines?	<input type="radio"/>	<input checked="" type="radio"/>

Please detail the need for additional resources and technical assistance.

Assurances

Please provide the following assurances.

Question	Yes	No
The member district IEP team members follow the state guidelines for participation in the alternate assessment.	<input checked="" type="radio"/>	<input type="radio"/>
The member district allows IEP team members to decide which students take an alternate assessment.	<input checked="" type="radio"/>	<input type="radio"/>
The member district addresses any issues of disproportionality in statewide assessment.	<input checked="" type="radio"/>	<input type="radio"/>


District Comments

The district IEP teams continue to utilize the MDE assessment flowchart to make data informed decisions on an individual level, based on eligibility area, past test scores, and student needs.

ISD Comments

(required if ISD is returning to district for modifications)





Buckley Community Schools (28035)

Instructions

This page uses data entered by Buckley Community Schools (28035) for ISD review. ISDs may accept this district submission by clicking **Accept District Form**. Alternatively, ISDs may return this form for modifications by clicking **Return for Modifications**. When this form is accepted by the ISD, the applicable district information will need to be included in the ISD Summary Justification Form.

Data

Below are the 1% Participation Rates for Buckley Community Schools (28035):

Content Area	Total Tested	Alternate Tested	Spring 2021 Participation Rate
English Language Arts	236	3	1.3
Mathematics	236	3	1.3
Science	103	1	1
Social Studies	103	1	1

Professional Development Provided

Question	Yes	No
Did the individualized education program (IEP) teams utilize the state guidelines for participation in the alternate assessment to make assessment participation decisions?	<input checked="" type="radio"/>	<input type="radio"/>

Please list professional development, informational sessions, and technical assistance provided regarding the 1% Cap and/or assessment selection and participation for the 2020-2021 school year.

Audience	Date Occurred	Topics and Method of Training	Delivered by
LEA special education teachers, ISD itinerants	1/18/2021	Virtual Training: ?Delineate continuum of supports, highlighting Specially Designed Instruction (SDI) Characteristics ?Understand the Essential Elements design & purpose ?Review Accommodations & Modifications Frameworks to support students instructed with CCSS & Alternate Standards ?Understand the process of transitioning to the MI Alter. Content Standards ?Develop an awareness for IEP with Michigan Alternate Standards	ISD Staff
LEA special education/general education teachers	12/2/2020	Curriculum Training (In-person)	ISD Staff

Contributing Factors

Question	Yes	No
Did the district test fewer than 500 students total using statewide assessments?	<input checked="" type="radio"/>	<input type="radio"/>
Fewer than 8 students took MI-Access.	<input checked="" type="radio"/>	<input type="radio"/>
8 or more students took MI-Access.	<input type="radio"/>	<input checked="" type="radio"/>

Question	Yes	No
Did the district operate a center-based program or regional collaborative for students with significant cognitive impairments (serving students from in and outside of the district within a region or ISD)?	<input type="radio"/>	<input checked="" type="radio"/>

Utilizing the Alternate Assessment data reports, complete the following table.

Assessment Data Table	Number
Total Number of students tested overall	
Total Number of students tested with MI-Access	
Students in center-based program from outside district	
Adjusted Total	0
Adjusted Participation Number	0
Adjusted Rate	0%

Please describe other justification as it specifically relates to Covid-19 and the Coronavirus Pandemic:

School district was open to in-person instruction during all testing windows.

Please describe other justification:

N/A

2022 Projected Participation Rate

Projected Participation Rate 2021	Number
District's Projected Participation Rate for 2021 (per the response on the 2020 alternate assessment projected participation form)	1.2%

Using students' IEP information, Michigan School Data System (MSDS), and other current data, complete the following table to calculate the 2022 projected participation rate.

Projected Participation Rate 2022	Number
Total Number of students enrolled in grades 3, 4, 5, 6, 7, 8, 11	247
Total number of students whose IEPs designate MI-Access for state summative assessments in any content area	3
Projected Participation Rate for 2022	1.2%

Local Plan

After reviewing all of the member district data for participation rates on the alternate assessment (MI-Access), detail below a summarized plan for providing professional development. This may include but is not limited to training on assessment selection, alternate assessment, alternate content standards, or planning for specialized instruction.

Audience	Topics and Method of Training	Date
LEA special education teachers	* Assessment selection * Planning for specialized instruction *Review MDE alternate assessment flowchart	2/21/2022

Disproportionality

Question	Yes	No
Did the member district receive notification from the ISD regarding disproportionality in participation in the alternate assessment?	<input type="radio"/>	<input checked="" type="radio"/>

Resources and Technical Assistance

Question	Yes	No
Does the member district require additional resources and technical assistance from the ISD or MDE to ensure students are being assessed using the most appropriate state summative assessment tool based on the state guidelines?	<input type="radio"/>	<input checked="" type="radio"/>

Please detail the need for additional resources and technical assistance.

Assurances

Please provide the following assurances.

Question	Yes	No
The member district IEP team members follow the state guidelines for participation in the alternate assessment.	<input checked="" type="radio"/>	<input type="radio"/>
The member district allows IEP team members to decide which students take an alternate assessment.	<input checked="" type="radio"/>	<input type="radio"/>
The member district addresses any issues of disproportionality in statewide assessment.	<input checked="" type="radio"/>	<input type="radio"/>

District Comments

N/A

ISD Comments
(required if ISD is returning to district for modifications)



The Greenspire School (28904)

Instructions

This page uses data entered by The Greenspire School (28904) for ISD review. ISDs may accept this district submission by clicking **Accept District Form**. Alternatively, ISDs may return this form for modifications by clicking **Return for Modifications**. When this form is accepted by the ISD, the applicable district information will need to be included in the ISD Summary Justification Form.

Data

Below are the 1% Participation Rates for The Greenspire School (28904):

Content Area	Total Tested	Alternate Tested	Spring 2021 Participation Rate
English Language Arts	88	1	1.1
Mathematics	88	1	1.1
Science	35	1	2.9
Social Studies	34	0	0

Professional Development Provided

Question	Yes	No
Did the individualized education program (IEP) teams utilize the state guidelines for participation in the alternate assessment to make assessment participation decisions?	<input checked="" type="radio"/>	<input type="radio"/>

Please list professional development, informational sessions, and technical assistance provided regarding the 1% Cap and/or assessment selection and participation for the 2020-2021 school year.

Audience	Date Occurred	Topics and Method of Training	Delivered by
Special Education Teachers/ Service Providers	1/26/2021	High Quality IEP Training	ISD Staff TBAISD
Special Education Teachers	12/17/2020	Essential Elements meeting. Review of standards, mapping to state standards, review of appropriate assessments and administration of those assessments, reading and math programming and supports.	ISD Staff Corianne Street

Contributing Factors

Question	Yes	No
Did the district test fewer than 500 students total using statewide assessments?	<input checked="" type="radio"/>	<input type="radio"/>
Fewer than 8 students took MI-Access.	<input checked="" type="radio"/>	<input type="radio"/>
8 or more students took MI-Access.	<input type="radio"/>	<input checked="" type="radio"/>

Question	Yes	No
Did the district operate a center-based program or regional collaborative for students with significant cognitive impairments (serving students from in and outside of the district within a region or ISD)?	<input type="radio"/>	<input checked="" type="radio"/>

Utilizing the Alternate Assessment data reports, complete the following table.

Assessment Data Table	Number
Total Number of students tested overall	
Total Number of students tested with MI-Access	
Students in center-based program from outside district	
Adjusted Total	0
Adjusted Participation Number	0
Adjusted Rate	0%

Please describe other justification as it specifically relates to Covid-19 and the Coronavirus Pandemic:

N/A

Please describe other justification:

Our lower student numbers dictate a low denominator when determining our percentage of students on alternative standards.

2022 Projected Participation Rate

Projected Participation Rate 2021	Number
District's Projected Participation Rate for 2021 (per the response on the 2020 alternate assessment projected participation form)	1.7%

Using students' IEP information, Michigan School Data System (MSDS), and other current data, complete the following table to calculate the 2022 projected participation rate.

Projected Participation Rate 2022	Number
Total Number of students enrolled in grades 3, 4, 5, 6, 7, 8, 11	152
Total number of students whose IEPs designate MI-Access for state summative assessments in any content area	1
Projected Participation Rate for 2022	0.7%

Local Plan

After reviewing all of the member district data for participation rates on the alternate assessment (MI-Access), detail below a summarized plan for providing professional development. This may include but is not limited to training on assessment selection, alternate assessment, alternate content standards, or planning for specialized instruction.

Audience	Topics and Method of Training	Date
Special ED Teachers/ Service Providers	All relevant special education teachers and service providers attend the Highly Qualified IEP training.	1/26/2022
Special ED Teachers/ Service Providers/ TGS Staff	Meetings with local ISD teacher consultants and curriculum consultant/director to review the components relevant to Essential Elements including assessment and curriculum and other needed supports to service youth not currently on a diploma track.	8/30/2022

Disproportionality

Question	Yes	No
Did the member district receive notification from the ISD regarding disproportionality in participation in the alternate assessment?	<input type="radio"/>	<input checked="" type="radio"/>

Resources and Technical Assistance

Question	Yes	No
Does the member district require additional resources and technical assistance from the ISD or MDE to ensure students are being assessed using the most appropriate state summative assessment tool based on the state guidelines?	<input checked="" type="radio"/>	<input type="radio"/>

Please detail the need for additional resources and technical assistance.

Continued assistance and funding for student technology with updated software and the ability to service a range of built in testing accommodations, including speakers, microphone, zoom, etc.

Assurances

Please provide the following assurances.


Question	Yes	No
The member district IEP team members follow the state guidelines for participation in the alternate assessment.	<input checked="" type="radio"/>	<input type="radio"/>
The member district allows IEP team members to decide which students take an alternate assessment.	<input checked="" type="radio"/>	<input type="radio"/>
The member district addresses any issues of disproportionality in statewide assessment.	<input checked="" type="radio"/>	<input type="radio"/>

District Comments

No district comments.

ISD Comments

(required if ISD is returning to district for modifications)





Suttons Bay Public Schools (45050)

Instructions

This page uses data entered by Suttons Bay Public Schools (45050) for ISD review. ISDs may accept this district submission by clicking **Accept District Form**. Alternatively, ISDs may return this form for modifications by clicking **Return for Modifications**. When this form is accepted by the ISD, the applicable district information will need to be included in the ISD Summary Justification Form.

Data

Below are the 1% Participation Rates for Suttons Bay Public Schools (45050):

Content Area	Total Tested	Alternate Tested	Spring 2021 Participation Rate
English Language Arts	198	2	1
Mathematics	197	1	0.5
Science	87	1	1.1
Social Studies	85	0	0

Professional Development Provided

Question	Yes	No
Did the individualized education program (IEP) teams utilize the state guidelines for participation in the alternate assessment to make assessment participation decisions?	<input checked="" type="radio"/>	<input type="radio"/>

Please list professional development, informational sessions, and technical assistance provided regarding the 1% Cap and/or assessment selection and participation for the 2020-2021 school year.

Audience	Date Occurred	Topics and Method of Training	Delivered by
Special Education Teachers	2/3/2021	Determining alternative assessment for students with IEP's.	District Staff
Special Education Teachers	9/15/2021	Review of guidelines for determining if a student with an IEP requires special testing	District Staff

Contributing Factors

Question	Yes	No
Did the district test fewer than 500 students total using statewide assessments?	<input checked="" type="radio"/>	<input type="radio"/>
Fewer than 8 students took MI-Access.	<input checked="" type="radio"/>	<input type="radio"/>
8 or more students took MI-Access.	<input type="radio"/>	<input checked="" type="radio"/>

Question	Yes	No
Did the district operate a center-based program or regional collaborative for students with significant cognitive impairments (serving students from in and outside of the district within a region or ISD)?	<input type="radio"/>	<input checked="" type="radio"/>

Utilizing the Alternate Assessment data reports, complete the following table.

Assessment Data Table	Number
Total Number of students tested overall	
Total Number of students tested with MI-Access	
Students in center-based program from outside district	
Adjusted Total	0
Adjusted Participation Number	0
Adjusted Rate	0%

Please describe other justification as it specifically relates to Covid-19 and the Coronavirus Pandemic:

There is no justification needed that relates to Covid-19 and the Coronavirus Pandemic.

Please describe other justification:

Suttons Bay is a small rural district. There is a high population of special education students in the district and within those high numbers of students, there are several that are on alternate standards due to low cognitive ability levels. When one student tests on an alternate standard, this will skew the testing data.

2022 Projected Participation Rate

Projected Participation Rate 2021	Number
District's Projected Participation Rate for 2021 (per the response on the 2020 alternate assessment projected participation form)	0.7%

Using students' IEP information, Michigan School Data System (MSDS), and other current data, complete the following table to calculate the 2022 projected participation rate.

Projected Participation Rate 2022	Number
Total Number of students enrolled in grades 3, 4, 5, 6, 7, 8, 11	297
Total number of students whose IEPs designate MI-Access for state summative assessments in any content area	5
Projected Participation Rate for 2022	1.7%

Local Plan

After reviewing all of the member district data for participation rates on the alternate assessment (MI-Access), detail below a summarized plan for providing professional development. This may include but is not limited to training on assessment selection, alternate assessment, alternate content standards, or planning for specialized instruction.

Audience	Topics and Method of Training	Date
Special Education Teachers	Review Procedures for determining if alternate standards and testing is needed for students with an IEP	3/16/2022
Special Education Teachers	Review of Alternate Content Standards	3/16/2022

Disproportionality

Question	Yes	No
Did the member district receive notification from the ISD regarding disproportionality in participation in the alternate assessment?	<input type="radio"/>	<input checked="" type="radio"/>

Resources and Technical Assistance

Question	Yes	No
Does the member district require additional resources and technical assistance from the ISD or MDE to ensure students are being assessed using the most appropriate state summative assessment tool based on the state guidelines?	<input checked="" type="radio"/>	<input type="radio"/>

Please detail the need for additional resources and technical assistance.

Suttons Bay will need to most up to date guidelines for determining if a student with an IEP requires alternate standards and or alternate state testing.

Assurances

Please provide the following assurances.


Question	Yes	No
The member district IEP team members follow the state guidelines for participation in the alternate assessment.	<input checked="" type="radio"/>	<input type="radio"/>
The member district allows IEP team members to decide which students take an alternate assessment.	<input checked="" type="radio"/>	<input type="radio"/>
The member district addresses any issues of disproportionality in statewide assessment.	<input checked="" type="radio"/>	<input type="radio"/>


District Comments

Suttons Bay is a small rural district. There is a high population of special education students in the district and within those high numbers of students, there are several that are on alternate standards due to low cognitive ability levels. Suttons Bay does not have a special education categorical classroom in the district. When one student tests on an alternate standard, this will skew the testing data.
--

ISD Comments

(required if ISD is returning to district for modifications)





Traverse City Area Public Schools (28010)

Instructions

This page uses data entered by Traverse City Area Public Schools (28010) for ISD review. ISDs may accept this district submission by clicking **Accept District Form**. Alternatively, ISDs may return this form for modifications by clicking **Return for Modifications**. When this form is accepted by the ISD, the applicable district information will need to be included in the ISD Summary Justification Form.

Data

Below are the 1% Participation Rates for Traverse City Area Public Schools (28010):

Content Area	Total Tested	Alternate Tested	Spring 2021 Participation Rate
English Language Arts	4019	40	1
Mathematics	4012	40	1
Science	1207	19	1.6
Social Studies	1242	20	1.6

Professional Development Provided

Question	Yes	No
Did the individualized education program (IEP) teams utilize the state guidelines for participation in the alternate assessment to make assessment participation decisions?	<input checked="" type="radio"/>	<input type="radio"/>

Please list professional development, informational sessions, and technical assistance provided regarding the 1% Cap and/or assessment selection and participation for the 2020-2021 school year.

Audience	Date Occurred	Topics and Method of Training	Delivered by
SE Teachers, Administrators and Related Service Providers	1/13/2021	High-Quality IEP Training. This training provided a general overview of IEP as a process and increase skills of developing a high-quality IEP. All participants received professional learning targeting information on current state and district assessments and considerations related to decision making for IEP teams on alternate standards and alternate assessments.	ISD Staff
SE Teachers, Administrators and Related Service Providers	1/26/2021	High-Quality IEP Training. This training provided a general overview of IEP as a process and increase skills of developing a high-quality IEP. All participants received professional learning targeting information on current state and district assessments and considerations related to decision making for IEP teams on alternate standards and alternate assessments.	ISD Staff
GE, and SE Teachers and Administrators	11/29/2020	An informational session on Alternate Standards and Alternate Assessments. Reviewed MDE, ISD and District Resources	District Staff
GE and SE Teachers	4/23/2021	An informational session on TCAPS considerations for MICI Program; including considerations around alternate standards and alternate assessments.	District Staff
SE Teachers	5/12/2021	SE Professional Development on several topics; including a review of resources related to decision making factors related to alternate standards and alternate assessment.	District Staff
Elementary SE Teachers and Administrators	2/15/2021	SE Professional Development on several topics; including a review of resources related to decision making factors related to alternate standards and alternate assessment.	District Staff

Contributing Factors

Question	Yes	No
Did the district test fewer than 500 students total using statewide assessments?	<input type="radio"/>	<input checked="" type="radio"/>
Fewer than 8 students took MI-Access.	<input type="radio"/>	<input type="radio"/>
8 or more students took MI-Access.	<input type="radio"/>	<input type="radio"/>

Question	Yes	No
Did the district operate a center-based program or regional collaborative for students with significant cognitive impairments (serving students from in and outside of the district within a region or ISD)?	<input type="radio"/>	<input checked="" type="radio"/>

Utilizing the Alternate Assessment data reports, complete the following table.

Assessment Data Table	Number
Total Number of students tested overall	
Total Number of students tested with MI-Access	
Students in center-based program from outside district	

Adjusted Total	0
Adjusted Participation Number	0
Adjusted Rate	0%

Please describe other justification as it specifically relates to Covid-19 and the Coronavirus Pandemic:

No justification as it relates to Covid-19 Science is assessed in grades 4, 7, and 11. Social studies is assessed in grades 5, 8, and 11. 9 or the Coronavirus Pandemic

Please describe other justification:

TCAPS did not exceed the 1% cap in ELA or Math, however did exceed the 1% in SS and Science. Upon a review of data, TCAPS had a statistically significant group of 12 11th grade students who participated in Alternate standards for Science and Social Studies. 11th grade is the only grade that assesses both Science and Social Studies. The 12 students comprised 30% of our students (40 total students) who took the assessments and thus we were over the 1% cap. Based on the data review the 11th-grade group was an outlier.

2022 Projected Participation Rate

Projected Participation Rate 2021	Number
District's Projected Participation Rate for 2021 (per the response on the 2020 alternate assessment projected participation form)	0.9%

Using students' IEP information, Michigan School Data System (MSDS), and other current data, complete the following table to calculate the 2022 projected participation rate.

Projected Participation Rate 2022	Number
Total Number of students enrolled in grades 3, 4, 5, 6, 7, 8, 11	4592
Total number of students whose IEPs designate MI-Access for state summative assessments in any content area	41
Projected Participation Rate for 2022	0.9%

Local Plan

After reviewing all of the member district data for participation rates on the alternate assessment (MI-Access), detail below a summarized plan for providing professional development. This may include but is not limited to training on assessment selection, alternate assessment, alternate content standards, or planning for specialized instruction.

Audience	Topics and Method of Training	Date
Special Education Teachers	K-12 targeted training for SE teachers on alternate assessment and alternate content standards	2/21/2022
Special Education Administrators	Review of district data and review of the process to support building-level decisions after training on 2/21/22 to be completed by 3/28/2022.	3/28/2022
District Administrators	Training on considerations related to alternate assessment and alternate content standards to be completed by 3/28/2022.	3/28/2022

Disproportionality

Question	Yes	No
Did the member district receive notification from the ISD regarding disproportionality in participation in the alternate assessment?	<input checked="" type="radio"/>	<input type="radio"/>

The district reported disproportionality in participation in the alternate assessment. Please indicate below each sub-group of disproportionality, the subject for which disproportionate use was demonstrated, as well as the district plan to address the indicated issues of disproportionality.

Disproportionate Sub-group	Subject	Plan
Economically Disadvantaged Status	English Language Arts	As part of our training plan sequence this year, we will address areas of disproportionality related to economic disadvantage by identifying different factors and considerations we looking at from a system perspective. This year TCAPS has increased instructional expectations regarding progress monitoring and data reviews for students who receive special education services. The focus is to prioritize high-quality instruction, outcomes for students. In addition, we are working on an MTSS system for SEL and behavior supports.
Economically Disadvantaged Status	Math	As part of our training plan sequence this year, we will address areas of disproportionality related to economic disadvantage by identifying different factors and considerations we looking at from a system perspective. This year TCAPS has increased instructional expectations regarding progress monitoring and data reviews for students who receive special education services. The focus is to prioritize high-quality instruction, outcomes for students. In addition, we are working on an MTSS system for SEL and behavior supports.

Resources and Technical Assistance

Question	Yes	No
----------	-----	----

Question	Yes	No
Does the member district require additional resources and technical assistance from the ISD or MDE to ensure students are being assessed using the most appropriate state summative assessment tool based on the state guidelines?	<input type="radio"/>	<input checked="" type="radio"/>

Please detail the need for additional resources and technical assistance.

Assurances

Please provide the following assurances.

Question	Yes	No
The member district IEP team members follow the state guidelines for participation in the alternate assessment.	<input checked="" type="radio"/>	<input type="radio"/>
The member district allows IEP team members to decide which students take an alternate assessment.	<input checked="" type="radio"/>	<input type="radio"/>
The member district addresses any issues of disproportionality in statewide assessment.	<input checked="" type="radio"/>	<input type="radio"/>

District Comments

The district has provided professional learning and training regarding considerations for the selection of alternate assessments and alternate standards. In 2021, TCAPS did not exceed the 1% cap in ELA or Math, however did exceed the 1% in SS and Science. For the 2021 year, TCAPS had a statistically significant group of 11th-grade students (12 total) who participated in Alternate standards for Science and Social Studies. 11th grade is the only grade that assesses both Science and Social Studies. The 12 students comprised 30% of our students (40 total students) who took the assessments and thus we were over the 1% cap. Based on the data review the 11th-grade group was an outlier. Additional training will be provided on 2/21/2022 to address general considerations related to assessment selection; including the 1% CAP in SS and SS.

ISD Comments

(required if ISD is returning to district for modifications)

B
I
U

Woodland School (28901)

Instructions

This page uses data entered by Woodland School (28901) for ISD review. ISDs may accept this district submission by clicking **Accept District Form**. Alternatively, ISDs may return this form for modifications by clicking **Return for Modifications**. When this form is accepted by the ISD, the applicable district information will need to be included in the ISD Summary Justification Form.

Data

Below are the 1% Participation Rates for Woodland School (28901):

Content Area	Total Tested	Alternate Tested	Spring 2021 Participation Rate
English Language Arts	125	2	1.6
Mathematics	125	2	1.6
Science	38	0	0
Social Studies	38	0	0

Professional Development Provided

Question	Yes	No
Did the individualized education program (IEP) teams utilize the state guidelines for participation in the alternate assessment to make assessment participation decisions?	<input checked="" type="radio"/>	<input type="radio"/>

Please list professional development, informational sessions, and technical assistance provided regarding the 1% Cap and/or assessment selection and participation for the 2020-2021 school year.

Audience	Date Occurred	Topics and Method of Training	Delivered by
Special Education Teachers	10/7/2021	Student needs review with Teacher Consultant. Review of the students on Essential Elements and Transition needs. Utilized the TAGG and MDE Essential Elements Guidance. Reviewed "What Assessment should my Student Take" document and flowchart.	ISD Staff Matt Kochanny
Special Education	1/6/2022	Weekly Team meetings: Essential Elements discussion and student's progress would be reviewed. ISD Teacher Consultant, School Psychologist participated on a weekly basis. EE and Alternative Assessments would be discussed for the two students during the weekly meetings to the degree appropriate.	ISD StaffMatt Kochanny, Rachel Grinnel

Contributing Factors

Question	Yes	No
Did the district test fewer than 500 students total using statewide assessments?	<input checked="" type="radio"/>	<input type="radio"/>
Fewer than 8 students took MI-Access.	<input checked="" type="radio"/>	<input type="radio"/>
8 or more students took MI-Access.	<input type="radio"/>	<input checked="" type="radio"/>

Question	Yes	No
Did the district operate a center-based program or regional collaborative for students with significant cognitive impairments (serving students from in and outside of the district within a region or ISD)?	<input type="radio"/>	<input checked="" type="radio"/>

Utilizing the Alternate Assessment data reports, complete the following table.

Assessment Data Table	Number
Total Number of students tested overall	
Total Number of students tested with MI-Access	
Students in center-based program from outside district	
Adjusted Total	0
Adjusted Participation Number	0
Adjusted Rate	0%

Please describe other justification as it specifically relates to Covid-19 and the Coronavirus Pandemic:

No justification as it relates to Covid-19

Please describe other justification:

Both students who participated in MI-Access are students with a Cognitive Impairment and participate on the Essential Elements. In consideration of Alternative assessments, MDE and ISD guidance documents are utilized to inform the IEP Team in making this decision.

2022 Projected Participation Rate

Projected Participation Rate 2021	Number
District's Projected Participation Rate for 2021 (per the response on the 2020 alternate assessment projected participation form)	1.5%

Using students' IEP information, Michigan School Data System (MSDS), and other current data, complete the following table to calculate the 2022 projected participation rate.

Projected Participation Rate 2022	Number
Total Number of students enrolled in grades 3, 4, 5, 6, 7, 8, 11	142
Total number of students whose IEPs designate MI-Access for state summative assessments in any content area	2
Projected Participation Rate for 2022	1.4%

Local Plan

After reviewing all of the member district data for participation rates on the alternate assessment (MI-Access), detail below a summarized plan for providing professional development. This may include but is not limited to training on assessment selection, alternate assessment, alternate content standards, or planning for specialized instruction.

Audience	Topics and Method of Training	Date
Special Education Teachers	Essential Elements, Alternative Assessment and Assessment Review. Method: Case Review of the current two students, review MDE and ISD guidance documents	5/5/2022

Disproportionality

Question	Yes	No
Did the member district receive notification from the ISD regarding disproportionality in participation in the alternate assessment?	<input type="radio"/>	<input checked="" type="radio"/>

Resources and Technical Assistance

Question	Yes	No
Does the member district require additional resources and technical assistance from the ISD or MDE to ensure students are being assessed using the most appropriate state summative assessment tool based on the state guidelines?	<input type="radio"/>	<input checked="" type="radio"/>

Please detail the need for additional resources and technical assistance.

Assurances

Please provide the following assurances.

Question	Yes	No
The member district IEP team members follow the state guidelines for participation in the alternate assessment.	<input checked="" type="radio"/>	<input type="radio"/>
The member district allows IEP team members to decide which students take an alternate assessment.	<input checked="" type="radio"/>	<input type="radio"/>
The member district addresses any issues of disproportionality in statewide assessment.	<input checked="" type="radio"/>	<input type="radio"/>

District Comments

Woodland School will continue to review and assess student's needs with regard to alternative assessments during IEP team meetings.

ISD Comments

(required if ISD is returning to district for modifications)

