



Exceeding 1% Cap on Participation in State Alternate Assessment Intermediate School District (ISD) Summary Justification Form FY 2021-2022

ISD Name: Saginaw ISD

All intermediate school districts must complete this summary form regarding the percentage of students assessed using Michigan's alternate assessment (MI-Access). This includes justification forms from member districts/public school academies (PSA) that assessed more than 1% of students in the spring of 2021 using MI-Access.

Data

Below are the 1% Participation Rates for Saginaw ISD:

Content Area	Total Tested	Alternate Tested	Spring 2021 Participation Rate
English Language Arts	10089	258	2.6
Mathematics	10044	249	2.5
Science	4044	114	2.8
Social Studies	3995	83	2.1

Data	Total
Number of member districts/PSAs including the ISD (only if the ISD runs internal programs)	18
Number of member districts/PSAs including the ISD (only if the ISD runs internal programs) that assessed more than 1% of all students tested in the spring of 2021 using MI-Access (in grades 3-8 and 11)	8

Technical Assistance and Professional Development

Tier I: Please provide a summary of technical assistance and/or professional development provided as a result of feedback from MDE regarding the 2021 test year data and justification form review. Include any professional development and targeted assistance the ISD offered to all member districts, provided by MDE and/or the ISD and MDE together.

Date Occurred	Summary of Technical Assistance and/or Professional Development
02/11/2022	SISD will provide an overview and review the alternative assessment criteria for students with disabilities. This will be done with all SE Admin. Individual districts will be provided with training tools and materials to take back to their LEA to subsequently train IEP teams.
12/31/2022	SISD will continue to support districts through the SISD TA Cycle to appropriately address high rates of alternative assessment participation in the local district. Possible TA will include, review of MDE documents and individual professional development to teams and providers as deemed appropriate.

Tier II/III: Please provide a summary of technical assistance and/or professional development provided as a result of feedback from MDE regarding the 2021 test year data and justification form review. Include professional development and technical assistance the ISD provided for each specific member district that was flagged for disproportionality regarding assessment participation. Include technical assistance or professional development provided by MDE and/or the ISD and MDE together.

Member District	Date Occurred	Summary of Technical Assistance and/or Professional Development
Chesaning Union Schools	11/11/2020	Continued to work with Chesaning Union Schools on high number of alternative assessments.

What resources or support is needed from MDE for the ISD to carry out the plan?

Ability for SISD to access state developed professional development materials

Assurances

Please provide the following assurances.

The ISD has provided or will provide targeted assistance to member districts/PSAs that have been flagged for disproportionality for participation in the alternate assessment as outlined on the previous page.

☒ Yes ☐ No

Targeted assistance and professional development include an emphasis on member districts/PSAs using the state assessment selection guidance documents and online trainings.

☒ Yes ☐ No

Assessment selection is an IEP team decision and will not be overridden by administrative or procedural decisions.

☒ Yes ☐ No



Member District Exceeding 1% Cap Justification Form FY 2021-2022

Member District: Saginaw ISD

The *Every Student Succeeds Act* (ESSA) places a 1% cap on alternate assessment (MI-Access) participation at the state level. Member districts that contribute to the state exceeding its participation cap must submit information to the Intermediate School District (ISD) justifying the need to exceed the 1% threshold. In addition, ISDs that run programs (functioning as a member district) must complete the form as a member district.

Each ISD collects information from member districts to submit to the state.

Data

Below are the 1% Participation Rates for Saginaw ISD:

Content Area	Total Tested	Alternate Tested	Spring 2021 Participation Rate
English Language Arts	148	67	45.3
Mathematics	146	66	45.2
Science	113	32	28.3
Social Studies	82	1	1.2

Professional Development Provided

Did the individualized education program (IEP) teams utilize the state guidelines for participation in the alternate assessment to make assessment participation decisions?

☒ Yes ☐ No

Please list professional development, informational sessions, and technical assistance provided regarding the 1% Cap and/or assessment selection and participation for the 2020-2021 school year.

Audience	Date Occurred	Topics and Method of Training	Delivered by
ISD Center Program Adminstrators	08/10/2021	Review of Alternative Assessment Criteria for students	ISD Staff David Krantz
Review of procedures with SE admin through TA Cycle	12/31/2021	As a component of the TA cycle as part of SISD's obligation of general supervision, each district is provided a review of their alternative assessment numbers in order to address any potential areas of concerns for the LEA	ISD Staff Trisha Duran

Contributing Factors

Did the district test fewer than 500 students total using statewide assessments?

☒ Yes ☐ No

Select the option that applies:

☐ Fewer than 8 students took MI-Access. ☒ 8 or more students took MI-Access.

Did the district operate a center-based program or regional collaborative for students with significant cognitive impairments (serving students from in and outside of the district within a region or ISD)?

☒ Yes ☐ No

Utilizing the Alternate Assessment data reports, complete the following table.

Assessment Data Table	Number
Total Number of students tested overall	148
Total Number of students tested with MI-Access	67
Students in center-based program from outside district	250
Adjusted Total	0
Adjusted Participation Number	0
Adjusted Rate	0%

2022 Projected Participation Rate

Projected Participation Rate 2021	Number
District's Projected Participation Rate for 2021 (per the response on the 2020 alternate assessment projected participation form)	93.9%

Using students' IEP information, Michigan School Data System (MSDS), and other current data, complete the following table to calculate the 2022 projected participation rate.

Projected Participation Rate 2022	Number
Total number of students enrolled in grades 3, 4, 5, 6, 7, 8, 11	134
Total number of students whose IEPs designate MI-Access for state summative assessments in any content area	87
Projected Participation Rate for 2022	64.9%

Local Plan

After reviewing all of the member district data for participation rates on the alternate assessment (MI-Access), detail below a summarized plan for providing professional development. This may include but is not limited to training on assessment selection, alternate assessment, alternate content standards, or planning for specialized instruction.

Audience	Topics and Method of Training	Date
Special Education Administration	Review of qualifications for students to take the alternate assessments	09/01/2022

Resources and Technical Assistance

Does the member district require additional resources and technical assistance from the ISD or MDE to ensure students are being assessed using the most appropriate state summative assessment tool based on the state guidelines?

☐ Yes ☒ No

Assurances

Please provide the following assurances.

The member district IEP team members follow the state guidelines for participation in the alternate assessment.

☒ Yes ☐ No

The member district allows IEP team members to decide which students take an alternate assessment.

☒ Yes ☐ No

The member district addresses any issues of disproportionality in statewide assessment.

☒ Yes ☐ No

Birch Run Area Schools (73170)

Instructions

This page uses data entered by Birch Run Area Schools (73170) for ISD review. ISDs may accept this district submission by clicking **Accept District Form**. Alternatively, ISDs may return this form for modifications by clicking **Return for Modifications**. When this form is accepted by the ISD, the applicable district information will need to be included in the ISD Summary Justification Form.

Data

Below are the 1% Participation Rates for Birch Run Area Schools (73170):

Content Area	Total Tested	Alternate Tested	Spring 2021 Participation Rate
English Language Arts	769	16	2.1
Mathematics	765	16	2.1
Science	261	4	1.5
Social Studies	257	9	3.5

Professional Development Provided

Question	Yes	No
Did the individualized education program (IEP) teams utilize the state guidelines for participation in the alternate assessment to make assessment participation decisions?	<input checked="" type="radio"/>	<input type="radio"/>

Please list professional development, informational sessions, and technical assistance provided regarding the 1% Cap and/or assessment selection and participation for the 2020-2021 school year.

Audience	Date Occurred	Topics and Method of Training	Delivered by
Special Education Teachers	8/18/2020	Reviewed information with staff regarding processes for determining which state assessment would be appropriate for special education students.	District Staff Special Ed. Supervisor
Special Education Teachers	8/18/2020	Reviewed online materials on the MDE website on determining if a student should take the alternate assessment.	District Staff Special Ed. Supervisor

Contributing Factors

Question	Yes	No
Did the district test fewer than 500 students total using statewide assessments?	<input checked="" type="radio"/>	<input type="radio"/>
Fewer than 8 students took MI-Access.	<input type="radio"/>	<input checked="" type="radio"/>
8 or more students took MI-Access.	<input checked="" type="radio"/>	<input type="radio"/>

Question	Yes	No
Did the district operate a center-based program or regional collaborative for students with significant cognitive impairments (serving students from in and outside of the district within a region or ISD)?	<input type="radio"/>	<input checked="" type="radio"/>

Utilizing the Alternate Assessment data reports, complete the following table.

Assessment Data Table	Number
Total Number of students tested overall	
Total Number of students tested with MI-Access	
Students in center-based program from outside district	
Adjusted Total	0
Adjusted Participation Number	0
Adjusted Rate	0%

Please describe other justification as it specifically relates to Covid-19 and the Coronavirus Pandemic:

The district had fewer than 500 students take the Science and Social Studies assessment. There were only 769 students that took the ELA and 765 that took the math. Many students were not tested. The students had the option to attend virtual that school year due to the pandemic and those students did not come in for testing. There were also students that were quarantined and they did not test or attend make up testing. Most of the special education population that took MI-Access were in attendance in person and were tested. Only one student did not come in for testing because she was attending virtually.

Please describe other justification:

2022 Projected Participation Rate

Projected Participation Rate 2021	Number
District's Projected Participation Rate for 2021 (per the response on the 2020 alternate assessment projected participation form)	1.9%

Using students' IEP information, Michigan School Data System (MSDS), and other current data, complete the following table to calculate the 2022 projected participation rate.

Projected Participation Rate 2022	Number
Total Number of students enrolled in grades 3, 4, 5, 6, 7, 8, 11	948
Total number of students whose IEPs designate MI-Access for state summative assessments in any content area	14
Projected Participation Rate for 2022	1.5%

Local Plan

After reviewing all of the member district data for participation rates on the alternate assessment (MI-Access), detail below a summarized plan for providing professional development. This may include but is not limited to training on assessment selection, alternate assessment, alternate content standards, or planning for specialized instruction.

Audience	Topics and Method of Training	Date
Special Education Teachers	Review the required state assessments at each grade level and how to determine which assessment a student will take - professional development after school	3/22/2022

Disproportionality

Question	Yes	No
Did the member district receive notification from the ISD regarding disproportionality in participation in the alternate assessment?	<input type="radio"/>	<input checked="" type="radio"/>

Resources and Technical Assistance

Question	Yes	No
Does the member district require additional resources and technical assistance from the ISD or MDE to ensure students are being assessed using the most appropriate state summative assessment tool based on the state guidelines?	<input type="radio"/>	<input checked="" type="radio"/>

Please detail the need for additional resources and technical assistance.

Assurances


Please provide the following assurances.

Question	Yes	No
The member district IEP team members follow the state guidelines for participation in the alternate assessment.	<input checked="" type="radio"/>	<input type="radio"/>
The member district allows IEP team members to decide which students take an alternate assessment.	<input checked="" type="radio"/>	<input type="radio"/>
The member district addresses any issues of disproportionality in statewide assessment.	<input checked="" type="radio"/>	<input type="radio"/>

District Comments

ISD Comments

(required if ISD is returning to district for modifications)



Bridgeport-Spaulling Community School District (73180)

Instructions

This page uses data entered by Bridgeport-Spaulling Community School District (73180) for ISD review. ISDs may accept this district submission by clicking **Accept District Form**. Alternatively, ISDs may return this form for modifications by clicking **Return for Modifications**. When this form is accepted by the ISD, the applicable district information will need to be included in the ISD Summary Justification Form.

Data

Below are the 1% Participation Rates for Bridgeport-Spaulling Community School District (73180):

Content Area	Total Tested	Alternate Tested	Spring 2021 Participation Rate
English Language Arts	571	23	4
Mathematics	564	21	3.7
Science	251	14	5.6
Social Studies	243	7	2.9

Professional Development Provided

Question	Yes	No
Did the individualized education program (IEP) teams utilize the state guidelines for participation in the alternate assessment to make assessment participation decisions?	<input checked="" type="radio"/>	<input type="radio"/>

Please list professional development, informational sessions, and technical assistance provided regarding the 1% Cap and/or assessment selection and participation for the 2020-2021 school year.

Audience	Date Occurred	Topics and Method of Training	Delivered by
All Special Education Staff	10/4/2021	Professional Development (PD) was provided to all special education staff covering the Michigan Department of Education's Assessment Selection Guide - Interactive decision making tool. The guidance tool was provided and recommended for IEP teams to use at IEP meetings to make appropriate determinations regarding each student's individual assessment needs.	District Staff
All Special Education Staff	11/11/2021	PD time was utilized to answer questions as they pertained to hypothetical student examples utilizing the Michigan Department of Education's Assessment Selection Guide - Interactive decision making tool.	District Staff

Contributing Factors

Question	Yes	No
Did the district test fewer than 500 students total using statewide assessments?	<input type="radio"/>	<input checked="" type="radio"/>
Fewer than 8 students took MI-Access.	<input type="radio"/>	<input type="radio"/>
8 or more students took MI-Access.	<input type="radio"/>	<input type="radio"/>

Question	Yes	No
Did the district operate a center-based program or regional collaborative for students with significant cognitive impairments (serving students from in and outside of the district within a region or ISD)?	<input type="radio"/>	<input checked="" type="radio"/>

Utilizing the Alternate Assessment data reports, complete the following table.

Assessment Data Table	Number
Total Number of students tested overall	
Total Number of students tested with MI-Access	
Students in center-based program from outside district	
Adjusted Total	0
Adjusted Participation Number	0
Adjusted Rate	0%

Please describe other justification as it specifically relates to Covid-19 and the Coronavirus Pandemic:

N/A

Please describe other justification:

Bridgeport operates 3 Cognitively impaired (CI) classrooms. The district has a number of CI students that benefit from a self-contained classroom that provides life skill resources. These same students are on track to receive a Certificate of Completion when they graduate. The students that qualify take the MI-Accesses assessment.

2022 Projected Participation Rate

Projected Participation Rate 2021	Number
District's Projected Participation Rate for 2021 (per the response on the 2020 alternate assessment projected participation form)	2.7%

Using students' IEP information, Michigan School Data System (MSDS), and other current data, complete the following table to calculate the 2022 projected participation rate.

Projected Participation Rate 2022	Number
Total Number of students enrolled in grades 3, 4, 5, 6, 7, 8, 11	772
Total number of students whose IEPs designate MI-Access for state summative assessments in any content area	28
Projected Participation Rate for 2022	3.6%

Local Plan

After reviewing all of the member district data for participation rates on the alternate assessment (MI-Access), detail below a summarized plan for providing professional development. This may include but is not limited to training on assessment selection, alternate assessment, alternate content standards, or planning for specialized instruction.

Audience	Topics and Method of Training	Date
Special Education Teachers	Professional Development (PD) was provided to all special education staff covering the Michigan Department of Education's (MDE) Assessment Selection Guide - Interactive decision making tool. The guidance tool was provided and recommended for IEP teams to use at IEP meetings to make appropriate determinations regarding each student's individual assessment needs.	10/4/2021
Special Education Teachers	PD time was utilized to answer questions as they pertained to hypothetical student examples utilizing the Michigan Department of Education's Assessment Selection Guide - Interactive decision making tool.	11/11/2021
Special Education Teachers	PD time will be utilized to review MDE's Assessment Selection Guide and answer any questions. The team will will also discuss how this process is working during IEP team meetings.	2/14/2022

Disproportionality

Question	Yes	No
Did the member district receive notification from the ISD regarding disproportionality in participation in the alternate assessment?	<input type="radio"/>	<input checked="" type="radio"/>

Resources and Technical Assistance

Question	Yes	No
Does the member district require additional resources and technical assistance from the ISD or MDE to ensure students are being assessed using the most appropriate state summative assessment tool based on the state guidelines?	<input type="radio"/>	<input checked="" type="radio"/>

Please detail the need for additional resources and technical assistance.

--

Assurances

Please provide the following assurances.

Question	Yes	No
The member district IEP team members follow the state guidelines for participation in the alternate assessment.	<input checked="" type="radio"/>	<input type="radio"/>
The member district allows IEP team members to decide which students take an alternate assessment.	<input checked="" type="radio"/>	<input type="radio"/>
The member district addresses any issues of disproportionality in statewide assessment.	<input checked="" type="radio"/>	<input type="radio"/>

District Comments

Bridgeport is over 1% because the district runs 3 Cognitively Impaired (CI) classrooms. Students that qualify take the MI-Accesses assessment.

ISD Comments

(required if ISD is returning to district for modifications)

A screenshot of a document editor window. The window has a light gray title bar at the top. Below the title bar is a toolbar with various icons: a pair of scissors (cut), a document with a plus sign (copy), a document with a checkmark (paste), a document with a magnifying glass (find), a left arrow, a right arrow, a text box with 'ABC' (font color), a bold 'B' icon, an italic 'I' icon, an underlined 'U' icon, a list icon, a table icon, a text alignment icon, a text color icon, a background color icon, a zoom in icon, a zoom out icon, a reset icon, and a close icon. The main area of the window is a large, empty white space. At the bottom of the window is a dark gray status bar.

Carrollton Public Schools (73030)

Instructions

This page uses data entered by Carrollton Public Schools (73030) for ISD review. ISDs may accept this district submission by clicking **Accept District Form**. Alternatively, ISDs may return this form for modifications by clicking **Return for Modifications**. When this form is accepted by the ISD, the applicable district information will need to be included in the ISD Summary Justification Form.

Data

Below are the 1% Participation Rates for Carrollton Public Schools (73030):

Content Area	Total Tested	Alternate Tested	Spring 2021 Participation Rate
English Language Arts	398	8	2
Mathematics	405	9	2.2
Science	138	4	2.9
Social Studies	134	4	3

Professional Development Provided

Question	Yes	No
Did the individualized education program (IEP) teams utilize the state guidelines for participation in the alternate assessment to make assessment participation decisions?	<input checked="" type="radio"/>	<input type="radio"/>

Please list professional development, informational sessions, and technical assistance provided regarding the 1% Cap and/or assessment selection and participation for the 2020-2021 school year.

Audience	Date Occurred	Topics and Method of Training	Delivered by
Special Education teachers	11/16/2020	Provided information about Assessment Selection Guidelines Training and the Interactive Decision Making Tool. Teachers were required to review Should My Student Take the Alternative Assessment documentation.	ISD Staff Jackie Schacher
Individual discussions with teachers	11/16/2020	When teachers are unsure which assessment would be most appropriate with a student, always a self contained student, we discuss the data together and review the training documents to see what might be the best assessment for students.	ISD Staff Jackie Schacher

Contributing Factors

Question	Yes	No
Did the district test fewer than 500 students total using statewide assessments?	<input type="radio"/>	<input checked="" type="radio"/>
Fewer than 8 students took MI-Access.	<input type="radio"/>	<input type="radio"/>
8 or more students took MI-Access.	<input type="radio"/>	<input type="radio"/>

Question	Yes	No
Did the district operate a center-based program or regional collaborative for students with significant cognitive impairments (serving students from in and outside of the district within a region or ISD)?	<input type="radio"/>	<input checked="" type="radio"/>

Utilizing the Alternate Assessment data reports, complete the following table.

Assessment Data Table	Number
Total Number of students tested overall	
Total Number of students tested with MI-Access	
Students in center-based program from outside district	
Adjusted Total	0
Adjusted Participation Number	0
Adjusted Rate	0%

Please describe other justification as it specifically relates to Covid-19 and the Coronavirus Pandemic:

Our numbers from last school year were adjusted as only students who had opted to attend in person school were administered assessments. There were students who chose to remain virtual and therefore were not assessed. Additionally, due to the pandemic and student learning loss, our district, known for it's school of choice application, has limited the number of students who have been enrolled via the school of choice process. Our overall enrollment numbers are lower than in previous years.

Please describe other justification:

The district provides countywide collaborative services K-12 for student who need support in an self contained emotionally impaired classroom as well as a district run K-12 significant learning disabled/cognitively impaired program. Many of these students are non-diploma track students who are given the alternative assessment because their instruction is based on the Essential Elements instead of the Common Core. Only students in these two programs are provided with the alternative assessment. Decisions about which test students will take follow the guidelines provided in the Should My Student Take the Alternative Assessment and utilizing the Interactive Decision Making Tool.

2022 Projected Participation Rate

Projected Participation Rate 2021	Number
District's Projected Participation Rate for 2021 (per the response on the 2020 alternate assessment projected participation form)	1.6%

Using students' IEP information, Michigan School Data System (MSDS), and other current data, complete the following table to calculate the 2022 projected participation rate.

Projected Participation Rate 2022	Number
Total Number of students enrolled in grades 3, 4, 5, 6, 7, 8, 11	874
Total number of students whose IEPs designate MI-Access for state summative assessments in any content area	13
Projected Participation Rate for 2022	1.5%

Local Plan

After reviewing all of the member district data for participation rates on the alternate assessment (MI-Access), detail below a summarized plan for providing professional development. This may include but is not limited to training on assessment selection, alternate assessment, alternate content standards, or planning for specialized instruction.

Audience	Topics and Method of Training	Date
Self Contained Special Education Teachers	Meetings with teachers to review Assessment Selection Guidelines Training, the Interactive Decision Making Tool and Should My Student Take the Alternative Assessment as well as ongoing conversations with teachers in reviewing student data and projected career pathways to ensure that all options are reviewed and considered when making determinations regarding student assessments.	1/21/2022

Disproportionality

Question	Yes	No
Did the member district receive notification from the ISD regarding disproportionality in participation in the alternate assessment?	<input type="radio"/>	<input checked="" type="radio"/>

Resources and Technical Assistance

Question	Yes	No
Does the member district require additional resources and technical assistance from the ISD or MDE to ensure students are being assessed using the most appropriate state summative assessment tool based on the state guidelines?	<input type="radio"/>	<input checked="" type="radio"/>

Please detail the need for additional resources and technical assistance.

Assurances

Please provide the following assurances.

Question	Yes	No
The member district IEP team members follow the state guidelines for participation in the alternate assessment.	<input checked="" type="radio"/>	<input type="radio"/>
The member district allows IEP team members to decide which students take an alternate assessment.	<input checked="" type="radio"/>	<input type="radio"/>
The member district addresses any issues of disproportionality in statewide assessment.	<input checked="" type="radio"/>	<input type="radio"/>

District Comments

ISD Comments

(required if ISD is returning to district for modifications)

Please complete the contributing factors section including the Assessment Data table.

Chesaning Union Schools (73110)

Instructions

This page uses data entered by Chesaning Union Schools (73110) for ISD review. ISDs may accept this district submission by clicking **Accept District Form**. Alternatively, ISDs may return this form for modifications by clicking **Return for Modifications**. When this form is accepted by the ISD, the applicable district information will need to be included in the ISD Summary Justification Form.

Data

Below are the 1% Participation Rates for Chesaning Union Schools (73110):

Content Area	Total Tested	Alternate Tested	Spring 2021 Participation Rate
English Language Arts	673	13	1.9
Mathematics	674	13	1.9
Science	280	2	0.7
Social Studies	286	8	2.8

Professional Development Provided

Question	Yes	No
Did the individualized education program (IEP) teams utilize the state guidelines for participation in the alternate assessment to make assessment participation decisions?	<input checked="" type="radio"/>	<input type="radio"/>

Please list professional development, informational sessions, and technical assistance provided regarding the 1% Cap and/or assessment selection and participation for the 2020-2021 school year.

Audience	Date Occurred	Topics and Method of Training	Delivered by
Special education teachers, principals, and ancillary service providers	9/28/2020	Department newsletter providing information on how to use state guidance document "Should My Student Take the Alternate Assessment"	District Staff 9-28-20
Special education teachers, principals, and ancillary service providers	10/28/2020	Department newsletter providing information on how to use state guidance interactive tools	District Staff10-28-20
Special education teachers, principals, and ancillary service providers	1/29/2021	Department newsletter with guidance on state alternate content standards for science and assessment participation	District Staff1-29-21
Special education teachers	11/16/2020	IEP overview training for special education teachers with content on participation and selection in alternate assessments	District Staff11-16-20
Ancillary service providers	10/30/2020	Ancillary department staff meeting with content on state assessment participation and alignment within IEP programs	District Staff10-30-20

Contributing Factors

Question	Yes	No
Did the district test fewer than 500 students total using statewide assessments?	<input type="radio"/>	<input checked="" type="radio"/>
Fewer than 8 students took MI-Access.	<input type="radio"/>	<input type="radio"/>
8 or more students took MI-Access.	<input type="radio"/>	<input type="radio"/>

Question	Yes	No
Did the district operate a center-based program or regional collaborative for students with significant cognitive impairments (serving students from in and outside of the district within a region or ISD)?	<input type="radio"/>	<input checked="" type="radio"/>

Utilizing the Alternate Assessment data reports, complete the following table.

Assessment Data Table	Number
Total Number of students tested overall	
Total Number of students tested with MI-Access	
Students in center-based program from outside district	
Adjusted Total	0
Adjusted Participation Number	0
Adjusted Rate	0%

Please describe other justification as it specifically relates to Covid-19 and the Coronavirus Pandemic:

IEPs were held virtually, and IEP teams continued to use the state guidance for decision making regarding appropriate course of study and state assessments. COVID -19 and the Coronavirus Pandemic did not affect decision making towards state assessments

Please describe other justification:

State assessments, and course of study were discussed at each IEP meeting with the IEPT in place. State guidance documents were used to help with decision making for appropriate testing.

2022 Projected Participation Rate

Projected Participation Rate 2021	Number
District's Projected Participation Rate for 2021 (per the response on the 2020 alternate assessment projected participation form)	2.1%

Using students' IEP information, Michigan School Data System (MSDS), and other current data, complete the following table to calculate the 2022 projected participation rate.

Projected Participation Rate 2022	Number
Total Number of students enrolled in grades 3, 4, 5, 6, 7, 8, 11	752
Total number of students whose IEPs designate MI-Access for state summative assessments in any content area	15
Projected Participation Rate for 2022	2%

Local Plan

After reviewing all of the member district data for participation rates on the alternate assessment (MI-Access), detail below a summarized plan for providing professional development. This may include but is not limited to training on assessment selection, alternate assessment, alternate content standards, or planning for specialized instruction.

Audience	Topics and Method of Training	Date
Special Education Teachers	Training using Assessment Selection Guidance Training provided by MDE. Review of state assessment guidance documents regarding state assessment participation.	5/30/2022
Special Education teachers and principals	Transition IEPs for 8th grade to incoming 9th grade students	6/30/2022

Disproportionality

Question	Yes	No
Did the member district receive notification from the ISD regarding disproportionality in participation in the alternate assessment?	<input type="radio"/>	<input checked="" type="radio"/>

Resources and Technical Assistance

Question	Yes	No
Does the member district require additional resources and technical assistance from the ISD or MDE to ensure students are being assessed using the most appropriate state summative assessment tool based on the state guidelines?	<input type="radio"/>	<input checked="" type="radio"/>

Please detail the need for additional resources and technical assistance.

Assurances

Please provide the following assurances.

Question	Yes	No
The member district IEP team members follow the state guidelines for participation in the alternate assessment.	<input checked="" type="radio"/>	<input type="radio"/>
The member district allows IEP team members to decide which students take an alternate assessment.	<input checked="" type="radio"/>	<input type="radio"/>
The member district addresses any issues of disproportionality in statewide assessment.	<input checked="" type="radio"/>	<input type="radio"/>

District Comments

Continued training with staff regarding MDE guidance for statewide assessment and participation. Transition IEPs will be implemented from 8th grade to 9th grade, and a secondary transition statement will be created for all students upon entering high school.

ISD Comments

(required if ISD is returning to district for modifications)

[illegible]

Frankenmuth School District (73190)

Instructions

This page uses data entered by Frankenmuth School District (73190) for ISD review. ISDs may accept this district submission by clicking **Accept District Form**. Alternatively, ISDs may return this form for modifications by clicking **Return for Modifications**. When this form is accepted by the ISD, the applicable district information will need to be included in the ISD Summary Justification Form.

Data

Below are the 1% Participation Rates for Frankenmuth School District (73190):

Content Area	Total Tested	Alternate Tested	Spring 2021 Participation Rate
English Language Arts	592	6	1
Mathematics	592	6	1
Science	273	3	1.1
Social Studies	272	2	0.7

Professional Development Provided

Question	Yes	No
Did the individualized education program (IEP) teams utilize the state guidelines for participation in the alternate assessment to make assessment participation decisions?	<input checked="" type="radio"/>	<input type="radio"/>

Please list professional development, informational sessions, and technical assistance provided regarding the 1% Cap and/or assessment selection and participation for the 2020-2021 school year.

Audience	Date Occurred	Topics and Method of Training	Delivered by
Special Education Staff	8/25/2020	Review of the document provided by MDE. "Should My Student Take the Alternate Assessment?"	District Staff
Administrative Staff	8/20/2020	Review of the document provided by MDE. "Should My Student Take the Alternate Assessment?"	District Staff

Contributing Factors

Question	Yes	No
Did the district test fewer than 500 students total using statewide assessments?	<input type="radio"/>	<input checked="" type="radio"/>
Fewer than 8 students took MI-Access.	<input checked="" type="radio"/>	<input type="radio"/>
8 or more students took MI-Access.	<input type="radio"/>	<input checked="" type="radio"/>

Question	Yes	No
Did the district operate a center-based program or regional collaborative for students with significant cognitive impairments (serving students from in and outside of the district within a region or ISD)?	<input type="radio"/>	<input checked="" type="radio"/>

Utilizing the Alternate Assessment data reports, complete the following table.

Assessment Data Table	Number
Total Number of students tested overall	
Total Number of students tested with MI-Access	
Students in center-based program from outside district	
Adjusted Total	0
Adjusted Participation Number	0
Adjusted Rate	0%

Please describe other justification as it specifically relates to Covid-19 and the Coronavirus Pandemic:

Please describe other justification:

The alternative assessments were appropriate for the students that took them.

2022 Projected Participation Rate

Projected Participation Rate 2021	Number
District's Projected Participation Rate for 2021 (per the response on the 2020 alternate assessment projected participation form)	0.9%

Using students' IEP information, Michigan School Data System (MSDS), and other current data, complete the following table to calculate the 2022 projected participation rate.

Projected Participation Rate 2022	Number
Total Number of students enrolled in grades 3, 4, 5, 6, 7, 8, 11	668
Total number of students whose IEPs designate MI-Access for state summative assessments in any content area	7
Projected Participation Rate for 2022	1%

Local Plan

After reviewing all of the member district data for participation rates on the alternate assessment (MI-Access), detail below a summarized plan for providing professional development. This may include but is not limited to training on assessment selection, alternate assessment, alternate content standards, or planning for specialized instruction.

Audience	Topics and Method of Training	Date
Special Education Teachers	Training will occur at our Monthly Special Education staff meetings. We will review the "Should My Student Take the Alternative Assessment?" flow chart provided by MDE	1/20/2022

Disproportionality

Question	Yes	No
Did the member district receive notification from the ISD regarding disproportionality in participation in the alternate assessment?	<input type="radio"/>	<input checked="" type="radio"/>

Resources and Technical Assistance

Question	Yes	No
Does the member district require additional resources and technical assistance from the ISD or MDE to ensure students are being assessed using the most appropriate state summative assessment tool based on the state guidelines?	<input type="radio"/>	<input checked="" type="radio"/>

Please detail the need for additional resources and technical assistance.

--

Assurances


Please provide the following assurances.

Question	Yes	No
The member district IEP team members follow the state guidelines for participation in the alternate assessment.	<input checked="" type="radio"/>	<input type="radio"/>
The member district allows IEP team members to decide which students take an alternate assessment.	<input checked="" type="radio"/>	<input type="radio"/>
The member district addresses any issues of disproportionality in statewide assessment.	<input checked="" type="radio"/>	<input type="radio"/>

District Comments

ISD Comments

(required if ISD is returning to district for modifications)



Freeland Community School District (73200)

Instructions

This page uses data entered by Freeland Community School District (73200) for ISD review. ISDs may accept this district submission by clicking **Accept District Form**. Alternatively, ISDs may return this form for modifications by clicking **Return for Modifications**. When this form is accepted by the ISD, the applicable district information will need to be included in the ISD Summary Justification Form.

Data

Below are the 1% Participation Rates for Freeland Community School District (73200):

Content Area	Total Tested	Alternate Tested	Spring 2021 Participation Rate
English Language Arts	973	16	1.6
Mathematics	973	16	1.6
Science	378	9	2.4
Social Studies	378	9	2.4

Professional Development Provided

Question	Yes	No
Did the individualized education program (IEP) teams utilize the state guidelines for participation in the alternate assessment to make assessment participation decisions?	<input checked="" type="radio"/>	<input type="radio"/>

Please list professional development, informational sessions, and technical assistance provided regarding the 1% Cap and/or assessment selection and participation for the 2020-2021 school year.

Audience	Date Occurred	Topics and Method of Training	Delivered by
Teaching Staff	9/1/2021	Informal trainings and conversations surrounding alternative assessments.	District Staff Marnie Malacara
Service Providers	9/1/2021	Informal trainings and conversations surrounding alternative assessments.	District Staff Marnie Malacara

Contributing Factors

Question	Yes	No
Did the district test fewer than 500 students total using statewide assessments?	<input type="radio"/>	<input checked="" type="radio"/>
Fewer than 8 students took MI-Access.	<input type="radio"/>	<input type="radio"/>
8 or more students took MI-Access.	<input type="radio"/>	<input type="radio"/>

Question	Yes	No
Did the district operate a center-based program or regional collaborative for students with significant cognitive impairments (serving students from in and outside of the district within a region or ISD)?	<input type="radio"/>	<input checked="" type="radio"/>

Utilizing the Alternate Assessment data reports, complete the following table.

Assessment Data Table	Number
Total Number of students tested overall	1088
Total Number of students tested with MI-Access	
Students in center-based program from outside district	
Adjusted Total	1088
Adjusted Participation Number	0
Adjusted Rate	0%

Please describe other justification as it specifically relates to Covid-19 and the Coronavirus Pandemic:

Please describe other justification:

The district operates a self-contained program for students with Autism Spectrum Disorder and a program for students with Cognitive Impairments.

2022 Projected Participation Rate

Projected Participation Rate 2021	Number
District's Projected Participation Rate for 2021 (per the response on the 2020 alternate assessment projected participation form)	1.3%

Using students' IEP information, Michigan School Data System (MSDS), and other current data, complete the following table to calculate the 2022 projected participation rate.

Projected Participation Rate 2022	Number
Total Number of students enrolled in grades 3, 4, 5, 6, 7, 8, 11	1088
Total number of students whose IEPs designate MI-Access for state summative assessments in any content area	14
Projected Participation Rate for 2022	1.3%

Local Plan

After reviewing all of the member district data for participation rates on the alternate assessment (MI-Access), detail below a summarized plan for providing professional development. This may include but is not limited to training on assessment selection, alternate assessment, alternate content standards, or planning for specialized instruction.

Audience	Topics and Method of Training	Date
Parents, SE Teachers, Service Providers	Ongoing conversations, using the MDE tools for determining alternative assessments, at IEP and parent meetings.	9/1/2022
SE Teachers, Service Providers	Training surrounding determining alternative assessments at a staff meeting	9/1/2022

Disproportionality

Question	Yes	No
Did the member district receive notification from the ISD regarding disproportionality in participation in the alternate assessment?	<input type="radio"/>	<input checked="" type="radio"/>

Resources and Technical Assistance

Question	Yes	No
Does the member district require additional resources and technical assistance from the ISD or MDE to ensure students are being assessed using the most appropriate state summative assessment tool based on the state guidelines?	<input type="radio"/>	<input checked="" type="radio"/>

Please detail the need for additional resources and technical assistance.

--

Assurances


Please provide the following assurances.

Question	Yes	No
The member district IEP team members follow the state guidelines for participation in the alternate assessment.	<input checked="" type="radio"/>	<input type="radio"/>
The member district allows IEP team members to decide which students take an alternate assessment.	<input checked="" type="radio"/>	<input type="radio"/>
The member district addresses any issues of disproportionality in statewide assessment.	<input checked="" type="radio"/>	<input type="radio"/>

District Comments

ISD Comments

(required if ISD is returning to district for modifications)



Hemlock Public School District (73210)

Instructions

This page uses data entered by Hemlock Public School District (73210) for ISD review. ISDs may accept this district submission by clicking **Accept District Form**. Alternatively, ISDs may return this form for modifications by clicking **Return for Modifications**. When this form is accepted by the ISD, the applicable district information will need to be included in the ISD Summary Justification Form.

Data

Below are the 1% Participation Rates for Hemlock Public School District (73210):

Content Area	Total Tested	Alternate Tested	Spring 2021 Participation Rate
English Language Arts	552	11	2
Mathematics	551	11	2
Science	235	5	2.1
Social Studies	236	6	2.5

Professional Development Provided

Question	Yes	No
Did the individualized education program (IEP) teams utilize the state guidelines for participation in the alternate assessment to make assessment participation decisions?	<input checked="" type="radio"/>	<input type="radio"/>

Please list professional development, informational sessions, and technical assistance provided regarding the 1% Cap and/or assessment selection and participation for the 2020-2021 school year.

Audience	Date Occurred	Topics and Method of Training	Delivered by
IEP teams	1/17/2022	Multiple opportunities to discuss alternative assessments and the requirements. We discuss it with families at every IEP meeting and ensure that guidance is followed.	District Staff
Special Education teachers	1/17/2022	Informal discussions when planning IEPs.	District Staff

Contributing Factors

Question	Yes	No
Did the district test fewer than 500 students total using statewide assessments?	<input type="radio"/>	<input checked="" type="radio"/>
Fewer than 8 students took MI-Access.	<input checked="" type="radio"/>	<input type="radio"/>
8 or more students took MI-Access.	<input type="radio"/>	<input checked="" type="radio"/>

Question	Yes	No
Did the district operate a center-based program or regional collaborative for students with significant cognitive impairments (serving students from in and outside of the district within a region or ISD)?	<input checked="" type="radio"/>	<input type="radio"/>

Utilizing the Alternate Assessment data reports, complete the following table.

Assessment Data Table	Number
Total Number of students tested overall	1574
Total Number of students tested with MI-Access	33
Students in center-based program from outside district	4
Adjusted Total	1570
Adjusted Participation Number	29
Adjusted Rate	1.8%

Please describe other justification as it specifically relates to Covid-19 and the Coronavirus Pandemic:

IEP teams make individualized decisions regarding the most appropriate evaluation for each student to take. We take this decision seriously and make every effort to give the standard tests, however in some cases MI Access is a more appropriate assessment. Students who take the MI Access are in our cognitively impaired classrooms and require a curriculum based on their unique needs.
--

Please describe other justification:

Projected Participation Rate 2021	Number
District's Projected Participation Rate for 2021 (per the response on the 2020 alternate assessment projected participation form)	2%

Projected Participation Rate 2022	Number
Total Number of students enrolled in grades 3, 4, 5, 6, 7, 8, 11	634
Total number of students whose IEPs designate MI-Access for state summative assessments in any content area	12
Projected Participation Rate for 2022	1.9%


Audience	Topics and Method of Training	Date
Special Education staff	MDE guidance on assessment choice including the MI Access decision tree. Staff will be provided with a recorded webinar and documents to review.	2/14/2023

Question	Yes	No
Did the member district receive notification from the ISD regarding disproportionality in participation in the alternate assessment?	<input type="radio"/>	<input checked="" type="radio"/>

Question	Yes	No
Does the member district require additional resources and technical assistance from the ISD or MDE to ensure students are being assessed using the most appropriate state summative assessment tool based on the state guidelines?	<input type="radio"/>	<input checked="" type="radio"/>

Question	Yes	No
The member district IEP team members follow the state guidelines for participation in the alternate assessment.	<input checked="" type="radio"/>	<input type="radio"/>
The member district allows IEP team members to decide which students take an alternate assessment.	<input checked="" type="radio"/>	<input type="radio"/>
The member district addresses any issues of disproportionality in statewide assessment.	<input checked="" type="radio"/>	<input type="radio"/>

Our IEP teams have open discussions regarding the appropriate test at every IEP meeting. As the special education supervisor, I attend all IEP's where these decisions are discussed and make sure that all parties understand the importance of providing students the opportunity to access grade-level curriculum and test with the appropriate test. However, IEP teams make individual decisions for all students and make sure that if they have cognitive deficits and are not accessing the general education curriculum then they are evaluated using an alternate method.



Merrill Community Schools (73230)

Instructions

This page uses data entered by Merrill Community Schools (73230) for ISD review. ISDs may accept this district submission by clicking **Accept District Form**. Alternatively, ISDs may return this form for modifications by clicking **Return for Modifications**. When this form is accepted by the ISD, the applicable district information will need to be included in the ISD Summary Justification Form.

Data

Below are the 1% Participation Rates for Merrill Community Schools (73230):

Content Area	Total Tested	Alternate Tested	Spring 2021 Participation Rate
English Language Arts	250	3	1.2
Mathematics	248	3	1.2
Science	118	1	0.8
Social Studies	121	3	2.5

Professional Development Provided

Question	Yes	No
Did the individualized education program (IEP) teams utilize the state guidelines for participation in the alternate assessment to make assessment participation decisions?	<input checked="" type="radio"/>	<input type="radio"/>

Please list professional development, informational sessions, and technical assistance provided regarding the 1% Cap and/or assessment selection and participation for the 2020-2021 school year.

Audience	Date Occurred	Topics and Method of Training	Delivered by
Special Education Teachers	10/11/2021	State assessment participation and decision making	ISD Staff Robert Paris
Special Education Supervisor	1/28/2022	review of state assessment decision process material from MDE and forwarding them to teachers for their review.	ISD StaffRobert Paris

Contributing Factors

Question	Yes	No
Did the district test fewer than 500 students total using statewide assessments?	<input checked="" type="radio"/>	<input type="radio"/>
Fewer than 8 students took MI-Access.	<input checked="" type="radio"/>	<input type="radio"/>
8 or more students took MI-Access.	<input type="radio"/>	<input checked="" type="radio"/>

Question	Yes	No
Did the district operate a center-based program or regional collaborative for students with significant cognitive impairments (serving students from in and outside of the district within a region or ISD)?	<input type="radio"/>	<input checked="" type="radio"/>

Utilizing the Alternate Assessment data reports, complete the following table.

Assessment Data Table	Number
Total Number of students tested overall	
Total Number of students tested with MI-Access	
Students in center-based program from outside district	
Adjusted Total	0
Adjusted Participation Number	0
Adjusted Rate	0%

Please describe other justification as it specifically relates to Covid-19 and the Coronavirus Pandemic:

The decision to have students take the alternative assessment was not a result of covid 19 pandemic.

Please describe other justification:

The sub group had more students that traditionally

The sub group had more students that traditionally.

2022 Projected Participation Rate

Projected Participation Rate 2021	Number
District's Projected Participation Rate for 2021 (per the response on the 2020 alternate assessment projected participation form)	5.6%

Using students' IEP information, Michigan School Data System (MSDS), and other current data, complete the following table to calculate the 2022 projected participation rate.

Projected Participation Rate 2022	Number
Total Number of students enrolled in grades 3, 4, 5, 6, 7, 8, 11	277
Total number of students whose IEPs designate MI-Access for state summative assessments in any content area	3
Projected Participation Rate for 2022	1.1%

Local Plan

After reviewing all of the member district data for participation rates on the alternate assessment (MI-Access), detail below a summarized plan for providing professional development. This may include but is not limited to training on assessment selection, alternate assessment, alternate content standards, or planning for specialized instruction.

Audience	Topics and Method of Training	Date
Special Education Teachers	Assessment participation for student with disabilities and the decision making process.	4/18/2022

Disproportionality

Question	Yes	No
Did the member district receive notification from the ISD regarding disproportionality in participation in the alternate assessment?	<input type="radio"/>	<input checked="" type="radio"/>

Resources and Technical Assistance

Question	Yes	No
Does the member district require additional resources and technical assistance from the ISD or MDE to ensure students are being assessed using the most appropriate state summative assessment tool based on the state guidelines?	<input checked="" type="radio"/>	<input type="radio"/>

Please detail the need for additional resources and technical assistance.

The district might benefit from additional training from Targeted Technical Assistance Provider at the ISD.

Assurances


Please provide the following assurances.

Question	Yes	No
The member district IEP team members follow the state guidelines for participation in the alternate assessment.	<input checked="" type="radio"/>	<input type="radio"/>
The member district allows IEP team members to decide which students take an alternate assessment.	<input checked="" type="radio"/>	<input type="radio"/>
The member district addresses any issues of disproportionality in statewide assessment.	<input checked="" type="radio"/>	<input type="radio"/>

District Comments

ISD Comments

(required if ISD is returning to district for modifications)



Saginaw City School District (73010)

Instructions

This page uses data entered by Saginaw City School District (73010) for ISD review. ISDs may accept this district submission by clicking **Accept District Form**. Alternatively, ISDs may return this form for modifications by clicking **Return for Modifications**. When this form is accepted by the ISD, the applicable district information will need to be included in the ISD Summary Justification Form.

Data

Below are the 1% Participation Rates for Saginaw City School District (73010):

Content Area	Total Tested	Alternate Tested	Spring 2021 Participation Rate
English Language Arts	1277	49	3.8
Mathematics	1265	45	3.6
Science	471	24	5.1
Social Studies	464	20	4.3

Professional Development Provided

Question	Yes	No
Did the individualized education program (IEP) teams utilize the state guidelines for participation in the alternate assessment to make assessment participation decisions?	<input checked="" type="radio"/>	<input type="radio"/>

Please list professional development, informational sessions, and technical assistance provided regarding the 1% Cap and/or assessment selection and participation for the 2020-2021 school year.

Audience	Date Occurred	Topics and Method of Training	Delivered by
Special Education Teachers and Ancillary Service Providers	9/21/2021	IEP Process- in person, Google Slide Presentation	District Staff
New Teachers	8/19/2021	IEP Process-in person, Google Slide Presentation	District Staff

Contributing Factors

Question	Yes	No
Did the district test fewer than 500 students total using statewide assessments?	<input type="radio"/>	<input checked="" type="radio"/>
Fewer than 8 students took MI-Access.	<input type="radio"/>	<input type="radio"/>
8 or more students took MI-Access.	<input type="radio"/>	<input type="radio"/>

Question	Yes	No
Did the district operate a center-based program or regional collaborative for students with significant cognitive impairments (serving students from in and outside of the district within a region or ISD)?	<input type="radio"/>	<input checked="" type="radio"/>

Utilizing the Alternate Assessment data reports, complete the following table.

Assessment Data Table	Number
Total Number of students tested overall	
Total Number of students tested with MI-Access	
Students in center-based program from outside district	
Adjusted Total	0
Adjusted Participation Number	0
Adjusted Rate	0%

Please describe other justification as it specifically relates to Covid-19 and the Coronavirus Pandemic:

Several students opted to not take any state assessments for the spring of 2021. The entire school year was virtual until March 1, 2021, where students returned in a hybrid model of instruction.

Our District Assessment Coordinator, Evaluation & Quality Measurement Specialist, shows that 3.3 % of students took an alternate assessment for ELA, but Catamaran shows that the district

had 3.8% of students take alternate assessments for ELA.

Please describe other justification:

Our district is large enough that we can house our own programs for those students with mild and moderate cognitive impairments. Only the most severely impaired students attend a center based program operated by the ISD. SPSPD has four (4) self-contained CI classrooms at the high schools, and they can service up to 72 students when their caseloads are completely full. The middle school has two (2) self-contained CI classrooms, which can service up to 36 students when caseloads are full. Finally, the elementary buildings have four (4) self-contained CI classrooms, servicing up to 72 students when at capacity. These classrooms utilize essential elements when programing for their students. These classrooms focus on life skills, rather than academic content, because these students function several grade levels below their same age peers.

2022 Projected Participation Rate

Projected Participation Rate 2021	Number
District's Projected Participation Rate for 2021 (per the response on the 2020 alternate assessment projected participation form)	2.2%

Using students' IEP information, Michigan School Data System (MSDS), and other current data, complete the following table to calculate the 2022 projected participation rate.

Projected Participation Rate 2022	Number
Total Number of students enrolled in grades 3, 4, 5, 6, 7, 8, 11	2569
Total number of students whose IEPs designate MI-Access for state summative assessments in any content area	62
Projected Participation Rate for 2022	2.4%

Local Plan

After reviewing all of the member district data for participation rates on the alternate assessment (MI-Access), detail below a summarized plan for providing professional development. This may include but is not limited to training on assessment selection, alternate assessment, alternate content standards, or planning for specialized instruction.

Audience	Topics and Method of Training	Date
Special Education and Ancillary Service Providers	Essential Elements vs. Core Content Decision Tree for Determining if Alternate Assessment is Needed	2/15/2022

Disproportionality

Question	Yes	No
Did the member district receive notification from the ISD regarding disproportionality in participation in the alternate assessment?	<input type="radio"/>	<input checked="" type="radio"/>

Resources and Technical Assistance

Question	Yes	No
Does the member district require additional resources and technical assistance from the ISD or MDE to ensure students are being assessed using the most appropriate state summative assessment tool based on the state guidelines?	<input type="radio"/>	<input checked="" type="radio"/>

Please detail the need for additional resources and technical assistance.

Assurances

Please provide the following assurances.

Question	Yes	No
The member district IEP team members follow the state guidelines for participation in the alternate assessment.	<input checked="" type="radio"/>	<input type="radio"/>
The member district allows IEP team members to decide which students take an alternate assessment.	<input checked="" type="radio"/>	<input type="radio"/>
The member district addresses any issues of disproportionality in statewide assessment.	<input checked="" type="radio"/>	<input type="radio"/>

District Comments

--

ISD Comments

(required if ISD is returning to district for modifications)

A screenshot of the top toolbar of a rich text editor. The toolbar contains icons for cut, copy, paste, undo, redo, bold, italic, underline, bulleted list, numbered list, decrease indent, increase indent, link, unlink, and a help icon.

Saginaw Township Community Schools (73040)

Instructions

This page uses data entered by Saginaw Township Community Schools (73040) for ISD review. ISDs may accept this district submission by clicking **Accept District Form**. Alternatively, ISDs may return this form for modifications by clicking **Return for Modifications**. When this form is accepted by the ISD, the applicable district information will need to be included in the ISD Summary Justification Form.

Data

Below are the 1% Participation Rates for Saginaw Township Community Schools (73040):

Content Area	Total Tested	Alternate Tested	Spring 2021 Participation Rate
English Language Arts	1996	38	1.9
Mathematics	1985	37	1.9
Science	813	13	1.6
Social Studies	818	11	1.3

Professional Development Provided

Question	Yes	No
Did the individualized education program (IEP) teams utilize the state guidelines for participation in the alternate assessment to make assessment participation decisions?	<input checked="" type="radio"/>	<input type="radio"/>

Please list professional development, informational sessions, and technical assistance provided regarding the 1% Cap and/or assessment selection and participation for the 2020-2021 school year.

Audience	Date Occurred	Topics and Method of Training	Delivered by
Special Education Teachers and Service Providers	9/21/2021	Participation Guidelines for Alternate Assessment and Decision Making - Face to Face Training with guidance documents	District Staff
Administrators	9/14/2021	Given copy of guidance documents	District Staff

Contributing Factors

Question	Yes	No
Did the district test fewer than 500 students total using statewide assessments?	<input type="radio"/>	<input checked="" type="radio"/>
Fewer than 8 students took MI-Access.	<input type="radio"/>	<input type="radio"/>
8 or more students took MI-Access.	<input type="radio"/>	<input type="radio"/>

Question	Yes	No
Did the district operate a center-based program or regional collaborative for students with significant cognitive impairments (serving students from in and outside of the district within a region or ISD)?	<input checked="" type="radio"/>	<input type="radio"/>

Utilizing the Alternate Assessment data reports, complete the following table.

Assessment Data Table	Number
Total Number of students tested overall	1996
Total Number of students tested with MI-Access	38
Students in center-based program from outside district	3
Adjusted Total	1993
Adjusted Participation Number	35
Adjusted Rate	1.8%

Please describe other justification as it specifically relates to Covid-19 and the Coronavirus Pandemic:

Our district tested a total of 1996 students using statewide assessments. IEP team decisions were made for the 38 students who were assessed with the alternate assessment and the "Should My Student Take the Alternate Assessment" document was utilized to guide those team decisions. Students who were assessed with the alternate assessment are on the path of study leading to a Certificate of Completion and follow the extended curriculum.

Please describe other justification:

2022 Projected Participation Rate

Using students' IEP information, Michigan School Data System (MSDS), and other current data, complete the following table to calculate the 2022 projected participation rate.

Local Plan

Audience	Topics and Method of Training	Date
Special Education Teacher and Ancillary Staff	After reviewing our LEA's data on participation rates on the MI-Access alternate assessment, we have developed a plan to provide professional development. The professional development will include, but is not limited to training on assessments selections, training on decision making guide, alternate content standards, and planning for specialized instruction. Professional development will be provided to all Special Education Teacher and ancillary staff on how to interpret the State's document on decision making regarding the alternate assessment.	1/11/2022

Disproportionality

Resources and Technical Assistance

Please detail the need for additional resources and technical assistance.

Assurances

Please provide the following assurances.

District Comments

ISD Comments
(required if ISD is returning to district for modifications)

