



# Exceeding 1% Cap on Participation in State Alternate Assessment Intermediate School District (ISD) Summary Justification Form FY 2021-2022

## ISD Name: **St. Joseph County ISD**

All intermediate school districts must complete this summary form regarding the percentage of students assessed using Michigan's alternate assessment (MI-Access). This includes justification forms from member districts/public school academies (PSA) that assessed more than 1% of students in the spring of 2021 using MI-Access.

## Data

Below are the 1% Participation Rates for St. Joseph County ISD:

Content Area	Total Tested	Alternate Tested	Spring 2021 Participation Rate
English Language Arts	4728	75	1.6
Mathematics	4698	74	1.6
Science	1926	26	1.3
Social Studies	1901	23	1.2

Data	Total
Number of member districts/PSAs including the ISD (only if the ISD runs internal programs)	10
Number of member districts/PSAs including the ISD (only if the ISD runs internal programs) that assessed more than 1% of all students tested in the spring of 2021 using MI-Access (in grades 3-8 and 11)	6

## Technical Assistance and Professional Development

**Tier I:** Please provide a summary of technical assistance and/or professional development provided as a result of feedback from MDE regarding the 2021 test year data and justification form review. Include any professional development and targeted assistance the ISD offered to all member districts, provided by MDE and/or the ISD and MDE together.

Date Occurred	Summary of Technical Assistance and/or Professional Development
02/03/2022	To date the member districts have not received feedback or technical assistance/professional development from MDE regarding the 2021 test year data. However, the ISD has met with two member districts (and will be meeting with the remaining districts in our service area) to analyze the data received based on the Determination Data released in Fall 2021.

**Tier II/III:** Please provide a summary of technical assistance and/or professional development provided as a result of feedback from MDE regarding the 2021 test year data and justification form review. Include professional development and technical assistance the ISD provided for each specific member district that was flagged for disproportionality regarding assessment participation. Include technical assistance or professional development provided by MDE and/or the ISD and MDE together.

Member District	Date Occurred	Summary of Technical Assistance and/or Professional Development
Sturgis Public Schools	01/11/2022	To date the district has not received feedback from MDE regarding the 2021 test year data. This district has not been flagged for disproportionality in assessment participation and has not received any technical assistance and/or professional development from MDE.
Constantine Public School District	02/03/2022	To date the district has not received feedback from MDE regarding the 2021 test year data. This district has not been flagged for disproportionality in assessment participation and has not received any technical assistance and/or professional development from MDE.
Mendon Community School District	02/03/2022	To date the district has not received feedback from MDE regarding the 2021 test year data. This district has not been flagged for disproportionality in assessment participation and has not received any technical assistance and/or professional development from MDE.
Nottawa Community School	02/03/2022	To date the district has not received feedback from MDE regarding the 2021 test year data. This district has not been flagged for disproportionality in assessment participation and has not received any technical assistance and/or professional development from MDE.
Three Rivers Community Schools	02/03/2022	To date the district has not received feedback from MDE regarding the 2021 test year data. This district has not been flagged for disproportionality in assessment participation and has not received any technical assistance and/or professional development from MDE.

What resources or support is needed from MDE for the ISD to carry out the plan?

*The member districts have not been flagged for disproportionality in assessment participation, so nothing is needed at this time. The ISD has met with two of the our nine districts, to date, to analyze the Determination Data which resulted in an increase of the number of students taking M-STEP.*

*Each member district that assessed more than 1% of students with an alternate assessment have completed their justification form explaining each unique reason.*

## **Assurances**

### **Please provide the following assurances.**

The ISD has provided or will provide targeted assistance to member districts/PSAs that have been flagged for disproportionality for participation in the alternate assessment as outlined on the previous page.

☒ Yes   ☐ No

Targeted assistance and professional development include an emphasis on member districts/PSAs using the state assessment selection guidance documents and online trainings.

☒ Yes   ☐ No

Assessment selection is an IEP team decision and will not be overridden by administrative or procedural decisions.

☒ Yes   ☐ No



## Member District Exceeding 1% Cap Justification Form FY 2021-2022

### Member District: **St. Joseph County ISD**

The *Every Student Succeeds Act* (ESSA) places a 1% cap on alternate assessment (MI-Access) participation at the state level. Member districts that contribute to the state exceeding its participation cap must submit information to the Intermediate School District (ISD) justifying the need to exceed the 1% threshold. In addition, ISDs that run programs (functioning as a member district) must complete the form as a member district.

Each ISD collects information from member districts to submit to the state.

### Data

Below are the 1% Participation Rates for St. Joseph County ISD:

Content Area	Total Tested	Alternate Tested	Spring 2021 Participation Rate
English Language Arts	23	19	82.6
Mathematics	21	17	81
Science	7	6	85.7
Social Studies	3	2	66.7

### Professional Development Provided

Did the individualized education program (IEP) teams utilize the state guidelines for participation in the alternate assessment to make assessment participation decisions?

☒ Yes   ☐ No

Please list professional development, informational sessions, and technical assistance provided regarding the 1% Cap and/or assessment selection and participation for the 2020-2021 school year.

Audience	Date Occurred	Topics and Method of Training	Delivered by
Special Education Case Managers/Providers	09/01/2020	Center-based Special Education Department Meeting. Topics included IEP development, specifically strengths/demonstrated needs, supplemental aids, state assessments.	ISD Staff
Special Education Case Managers/Providers	09/30/2020	Center-based Special Education Professional Learning Community. Topic was centered around state and alternate assessments.	ISD Staff

## Contributing Factors

Did the district test fewer than 500 students total using statewide assessments?

☒ Yes ☐ No

Select the option that applies:

☐ Fewer than 8 students took MI-Access. ☒ 8 or more students took MI-Access.

Did the district operate a center-based program or regional collaborative for students with significant cognitive impairments (serving students from in and outside of the district within a region or ISD)?

☒ Yes ☐ No

Utilizing the Alternate Assessment data reports, complete the following table.

Assessment Data Table	Number
Total Number of students tested overall	23
Total Number of students tested with MI-Access	19
Students in center-based program from outside district	23
<b>Adjusted Total</b>	0
<b>Adjusted Participation Number</b>	0
<b>Adjusted Rate</b>	0%

Please describe other justification:

*We are a center-based school which serves students with disabilities. Our total population includes student who have significant to severe educational needs/disabilities.*

## 2022 Projected Participation Rate

Projected Participation Rate 2021	Number
District's Projected Participation Rate for 2021 (per the response on the 2020 alternate assessment projected participation form)	80%

Using students' IEP information, Michigan School Data System (MSDS), and other current data, complete the following table to calculate the 2022 projected participation rate.

Projected Participation Rate 2022	Number
Total number of students enrolled in grades 3, 4, 5, 6, 7, 8, 11	28
Total number of students whose IEPs designate MI-Access for state summative assessments in any content area	20
Projected Participation Rate for 2022	71.4%

## Local Plan

After reviewing all of the member district data for participation rates on the alternate assessment (MI-Access), detail below a summarized plan for providing professional development. This may include but is not limited to training on assessment selection, alternate assessment, alternate content standards, or planning for specialized instruction.

Audience	Topics and Method of Training	Date
Center-based Special Education Case Managers	Time will be given for independent online training regarding all state assessment administration (MDE Security Training - MI Virtual). Training will also be done on selecting the appropriate assessment using MDE's Guidance Document/Flowchart during team meetings.	02/28/2022

## Resources and Technical Assistance

Does the member district require additional resources and technical assistance from the ISD or MDE to ensure students are being assessed using the most appropriate state summative assessment tool based on the state guidelines?

☐ Yes ☒ No

## Assurances

Please provide the following assurances.

The member district IEP team members follow the state guidelines for participation in the alternate assessment.

☒ Yes   ☐ No

The member district allows IEP team members to decide which students take an alternate assessment.

☒ Yes   ☐ No

The member district addresses any issues of disproportionality in statewide assessment.

☒ Yes   ☐ No

## Constantine Public School District (75050)

### Instructions

This page uses data entered by Constantine Public School District (75050) for ISD review. ISDs may accept this district submission by clicking **Accept District Form**. Alternatively, ISDs may return this form for modifications by clicking **Return for Modifications**. When this form is accepted by the ISD, the applicable district information will need to be included in the ISD Summary Justification Form.

### Data

Below are the 1% Participation Rates for Constantine Public School District (75050):

Content Area	Total Tested	Alternate Tested	Spring 2021 Participation Rate
English Language Arts	683	8	1.2
Mathematics	684	8	1.2
Science	291	3	1
Social Studies	291	4	1.4

### Professional Development Provided

Question	Yes	No
Did the individualized education program (IEP) teams utilize the state guidelines for participation in the alternate assessment to make assessment participation decisions?	<input checked="" type="radio"/>	<input type="radio"/>

Please list professional development, informational sessions, and technical assistance provided regarding the 1% Cap and/or assessment selection and participation for the 2020-2021 school year.

Audience	Date Occurred	Topics and Method of Training	Delivered by
District Special Education Teachers	8/20/2020	Reminders sent to all special ed teachers to make sure appropriate test is assigned to each student, Access to flowchart in Illuminate, special education resources in Illuminate	District Staff
Catamaran Committee	3/18/2021	Completion of justification form and reminders of resources for determining the appropriate state assessment	ISD Staff

### Contributing Factors

Question	Yes	No
Did the district test fewer than 500 students total using statewide assessments?	<input type="radio"/>	<input checked="" type="radio"/>
Fewer than 8 students took MI-Access.	<input type="radio"/>	<input type="radio"/>
8 or more students took MI-Access.	<input type="radio"/>	<input type="radio"/>

Question	Yes	No
Did the district operate a center-based program or regional collaborative for students with significant cognitive impairments (serving students from in and outside of the district within a region or ISD)?	<input type="radio"/>	<input checked="" type="radio"/>

Utilizing the Alternate Assessment data reports, complete the following table.

Assessment Data Table	Number
Total Number of students tested overall	
Total Number of students tested with MI-Access	
Students in center-based program from outside district	
Adjusted Total	0
Adjusted Participation Number	0
Adjusted Rate	0%

Please describe other justification as it specifically relates to Covid-19 and the Coronavirus Pandemic:

Please describe other justification:

Students participating in alternate curriculum programs, who are not involved in the general education curriculum for a subject area and present as cognitively disabled take the MI-Access test.



These students spend /0% of their day in special education classes learning life skills based curriculum.

## 2022 Projected Participation Rate

Projected Participation Rate 2021	Number
District's Projected Participation Rate for 2021 (per the response on the 2020 alternate assessment projected participation form)	1.4%

Using students' IEP information, Michigan School Data System (MSDS), and other current data, complete the following table to calculate the 2022 projected participation rate.

Projected Participation Rate 2022	Number
Total Number of students enrolled in grades 3, 4, 5, 6, 7, 8, 11	670
Total number of students whose IEPs designate MI-Access for state summative assessments in any content area	6
Projected Participation Rate for 2022	0.9%

## Local Plan

After reviewing all of the member district data for participation rates on the alternate assessment (MI-Access), detail below a summarized plan for providing professional development. This may include but is not limited to training on assessment selection, alternate assessment, alternate content standards, or planning for specialized instruction.

Audience	Topics and Method of Training	Date
All Special Education Teachers	District wide training for all district teachers to cover accurate assessments for students with IEPs, use of state flowchart in sped resources in Illuminate, remind teachers of the video on MDE for determining correct assessment	1/28/2022
All county Special Education Teachers	IEP training	1/25/2022

## Disproportionality

Question	Yes	No
Did the member district receive notification from the ISD regarding disproportionality in participation in the alternate assessment?	<input type="radio"/>	<input checked="" type="radio"/>

## Resources and Technical Assistance

Question	Yes	No
Does the member district require additional resources and technical assistance from the ISD or MDE to ensure students are being assessed using the most appropriate state summative assessment tool based on the state guidelines?	<input type="radio"/>	<input checked="" type="radio"/>

Please detail the need for additional resources and technical assistance.

## Assurances

Please provide the following assurances.


Question	Yes	No
The member district IEP team members follow the state guidelines for participation in the alternate assessment.	<input checked="" type="radio"/>	<input type="radio"/>
The member district allows IEP team members to decide which students take an alternate assessment.	<input checked="" type="radio"/>	<input type="radio"/>
The member district addresses any issues of disproportionality in statewide assessment.	<input checked="" type="radio"/>	<input type="radio"/>

## District Comments

## ISD Comments

(required if ISD is returning to district for modifications)

Under the Professional Development heading, the list of professional development, informational sessions, and technical assistance provided regarding the 1% Cap and/or assessment selection and participation needs to be from the 2020-2021 school year.



## Mendon Community School District (75060)

### Instructions

This page uses data entered by Mendon Community School District (75060) for ISD review. ISDs may accept this district submission by clicking **Accept District Form**. Alternatively, ISDs may return this form for modifications by clicking **Return for Modifications**. When this form is accepted by the ISD, the applicable district information will need to be included in the ISD Summary Justification Form.

### Data

Below are the 1% Participation Rates for Mendon Community School District (75060):

Content Area	Total Tested	Alternate Tested	Spring 2021 Participation Rate
English Language Arts	252	7	2.8
Mathematics	253	7	2.8
Science	108	3	2.8
Social Studies	108	5	4.6

### Professional Development Provided

Question	Yes	No
Did the individualized education program (IEP) teams utilize the state guidelines for participation in the alternate assessment to make assessment participation decisions?	<input checked="" type="radio"/>	<input type="radio"/>

Please list professional development, informational sessions, and technical assistance provided regarding the 1% Cap and/or assessment selection and participation for the 2020-2021 school year.

Audience	Date Occurred	Topics and Method of Training	Delivered by
Susie Shimer	10/15/2020	Documents shared in person and email	ISD Staff
Barb Hornacek	10/15/2020	See above	ISD Staff
Zac Higgins	10/15/2020	See above	ISD Staff

### Contributing Factors

Question	Yes	No
Did the district test fewer than 500 students total using statewide assessments?	<input checked="" type="radio"/>	<input type="radio"/>
Fewer than 8 students took MI-Access.	<input checked="" type="radio"/>	<input type="radio"/>
8 or more students took MI-Access.	<input type="radio"/>	<input checked="" type="radio"/>

Question	Yes	No
Did the district operate a center-based program or regional collaborative for students with significant cognitive impairments (serving students from in and outside of the district within a region or ISD)?	<input type="radio"/>	<input checked="" type="radio"/>

Utilizing the Alternate Assessment data reports, complete the following table.

Assessment Data Table	Number
Total Number of students tested overall	
Total Number of students tested with MI-Access	
Students in center-based program from outside district	
Adjusted Total	0
Adjusted Participation Number	0
Adjusted Rate	0%

Please describe other justification as it specifically relates to Covid-19 and the Coronavirus Pandemic:

Mendon School district is a small district with 460 students total. The students that took the MI-Access assessment have cognitive impairments and are off-grade level, working at their ability level. M-Step would not be an appropriate assessment to administer.

Please describe other justification:

Please describe other justification.

## 2022 Projected Participation Rate

Projected Participation Rate 2021	Number
District's Projected Participation Rate for 2021 (per the response on the 2020 alternate assessment projected participation form)	1.5%

Using students' IEP information, Michigan School Data System (MSDS), and other current data, complete the following table to calculate the 2022 projected participation rate.

Projected Participation Rate 2022	Number
Total Number of students enrolled in grades 3, 4, 5, 6, 7, 8, 11	4
Total number of students whose IEPs designate MI-Access for state summative assessments in any content area	4
Projected Participation Rate for 2022	100%

## Local Plan

After reviewing all of the member district data for participation rates on the alternate assessment (MI-Access), detail below a summarized plan for providing professional development. This may include but is not limited to training on assessment selection, alternate assessment, alternate content standards, or planning for specialized instruction.

Audience	Topics and Method of Training	Date
Barb Hornacek	Barb along with staff will continue to be given all MDE materials for M-Step and MI-Access from our ISD Special Education Supervisor.	1/27/2022
Susie Shimer	See above	1/27/2022

## Disproportionality

Question	Yes	No
Did the member district receive notification from the ISD regarding disproportionality in participation in the alternate assessment?	<input type="radio"/>	<input checked="" type="radio"/>

## Resources and Technical Assistance

Question	Yes	No
Does the member district require additional resources and technical assistance from the ISD or MDE to ensure students are being assessed using the most appropriate state summative assessment tool based on the state guidelines?	<input type="radio"/>	<input checked="" type="radio"/>

Please detail the need for additional resources and technical assistance.

## Assurances

Please provide the following assurances.

Question	Yes	No
The member district IEP team members follow the state guidelines for participation in the alternate assessment.	<input checked="" type="radio"/>	<input type="radio"/>
The member district allows IEP team members to decide which students take an alternate assessment.	<input checked="" type="radio"/>	<input type="radio"/>
The member district addresses any issues of disproportionality in statewide assessment.	<input checked="" type="radio"/>	<input type="radio"/>


## District Comments

Staff will follow MDE guidelines regarding all M-Step and MI-Access. Documents have been shared and will be continued to be shared.

## ISD Comments

(required if ISD is returning to district for modifications)

Rich Text Editor toolbar: Undo, Redo, Bold, Italic, Underline, Bulleted List, Numbered List, Decrease Indent, Increase Indent, Link, Unlink, and a text color picker.



## Nottawa Community School (75100)

### Instructions

This page uses data entered by Nottawa Community School (75100) for ISD review. ISDs may accept this district submission by clicking **Accept District Form**. Alternatively, ISDs may return this form for modifications by clicking **Return for Modifications**. When this form is accepted by the ISD, the applicable district information will need to be included in the ISD Summary Justification Form.

### Data

Below are the 1% Participation Rates for Nottawa Community School (75100):

Content Area	Total Tested	Alternate Tested	Spring 2021 Participation Rate
English Language Arts	100	2	2
Mathematics	100	2	2
Science	37	2	5.4
Social Studies	35	0	0

### Professional Development Provided

Question	Yes	No
Did the individualized education program (IEP) teams utilize the state guidelines for participation in the alternate assessment to make assessment participation decisions?	<input checked="" type="radio"/>	<input type="radio"/>

Please list professional development, informational sessions, and technical assistance provided regarding the 1% Cap and/or assessment selection and participation for the 2020-2021 school year.

Audience	Date Occurred	Topics and Method of Training	Delivered by
Special Education Teacher, Administrator	8/19/2021	Michele Eaddy from THRUN Law firm presented on multiple topics and during the articulated the implications MIAccess testing held in relation to diploma track vs. certificate of completion.	Other Michele Eaddy of THRUN Law
Special Education Teacher, Special Education Supervisor	1/29/2021	Share Drive, Special Education Director Pam Jones, met regularly with Special Education Teacher, Sarah Bingaman. Starting on 1/29 of 2021 and several times there after they met to discuss and review our pupils currently needing MIAccess testing.	ISD StaffSpecial Education Supervisor

### Contributing Factors

Question	Yes	No
Did the district test fewer than 500 students total using statewide assessments?	<input checked="" type="radio"/>	<input type="radio"/>
Fewer than 8 students took MI-Access.	<input checked="" type="radio"/>	<input type="radio"/>
8 or more students took MI-Access.	<input type="radio"/>	<input checked="" type="radio"/>

Question	Yes	No
Did the district operate a center-based program or regional collaborative for students with significant cognitive impairments (serving students from in and outside of the district within a region or ISD)?	<input type="radio"/>	<input checked="" type="radio"/>

Utilizing the Alternate Assessment data reports, complete the following table.

Assessment Data Table	Number
Total Number of students tested overall	
Total Number of students tested with MI-Access	
Students in center-based program from outside district	
Adjusted Total	0
Adjusted Participation Number	0
Adjusted Rate	0%

Please describe other justification as it specifically relates to Covid-19 and the Coronavirus Pandemic:

Does Not Apply. All pupils needing MI Access tested on site.

Please describe other justification:

Nottawa is a K-8 public school district with approximately 150 pupils

2022 Projected Participation Rate

Projected Participation Rate 2021	Number
District's Projected Participation Rate for 2021 (per the response on the 2020 alternate assessment projected participation form)	2%

Using students' IEP information, Michigan School Data System (MSDS), and other current data, complete the following table to calculate the 2022 projected participation rate.

Projected Participation Rate 2022	Number
Total Number of students enrolled in grades 3, 4, 5, 6, 7, 8, 11	101
Total number of students whose IEPs designate MI-Access for state summative assessments in any content area	2
Projected Participation Rate for 2022	2%

Local Plan

After reviewing all of the member district data for participation rates on the alternate assessment (MI-Access), detail below a summarized plan for providing professional development. This may include but is not limited to training on assessment selection, alternate assessment, alternate content standards, or planning for specialized instruction.

Audience	Topics and Method of Training	Date
Special Education Teacher, Administrator, Special Education Supervisor, General education teachers.	Special Education Training and Orientation: are on going for special education teacher, Sarah Bingaman. She previously served the district as a classroom teacher and then as our district literacy coach. Sarah has a permit for special education and is currently taking graduate level certification classes at Easter Michigan to complete her endorsement. Mrs. Bingaman works under the direct supervision of both the Principal/Superintendent and the ISD assigned Special Education Supervisor, Mrs. Jones. We will continue consult ISD Special Education Supervisor, Pam Jones. The district continues to support the development of our teacher through the use of Title IIa Funds.	8/23/2021

Disproportionality

Question	Yes	No
Did the member district receive notification from the ISD regarding disproportionality in participation in the alternate assessment?	<input type="radio"/>	<input checked="" type="radio"/>

Resources and Technical Assistance

Question	Yes	No
Does the member district require additional resources and technical assistance from the ISD or MDE to ensure students are being assessed using the most appropriate state summative assessment tool based on the state guidelines?	<input type="radio"/>	<input checked="" type="radio"/>

Please detail the need for additional resources and technical assistance.

Assurances

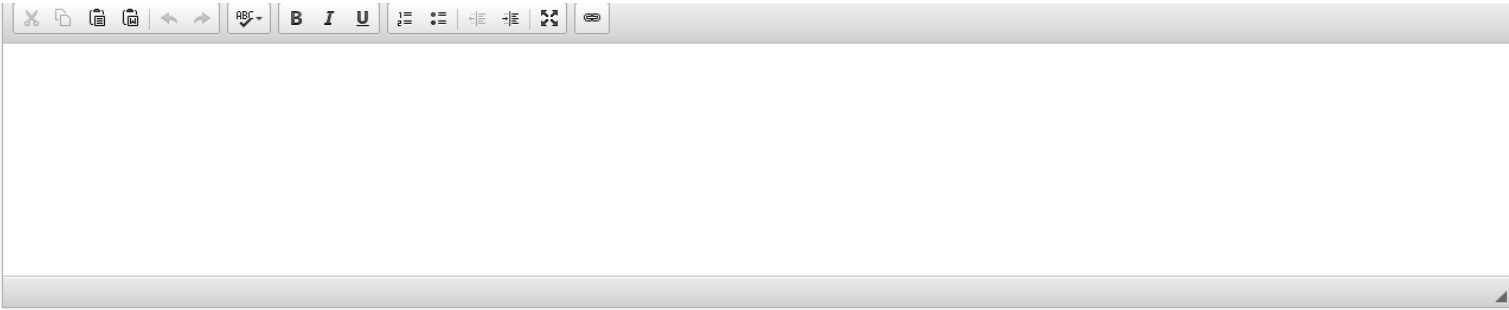
Please provide the following assurances.

Question	Yes	No
The member district IEP team members follow the state guidelines for participation in the alternate assessment.	<input checked="" type="radio"/>	<input type="radio"/>
The member district allows IEP team members to decide which students take an alternate assessment.	<input checked="" type="radio"/>	<input type="radio"/>
The member district addresses any issues of disproportionality in statewide assessment.	<input checked="" type="radio"/>	<input type="radio"/>

District Comments

District population at this time is 154 pupils in grades K-8.

ISD Comments  
(required if ISD is returning to district for modifications)





## Three Rivers Community Schools (75080)

### Instructions

This page uses data entered by Three Rivers Community Schools (75080) for ISD review. ISDs may accept this district submission by clicking **Accept District Form**. Alternatively, ISDs may return this form for modifications by clicking **Return for Modifications**. When this form is accepted by the ISD, the applicable district information will need to be included in the ISD Summary Justification Form.

### Data

Below are the 1% Participation Rates for Three Rivers Community Schools (75080):

Content Area	Total Tested	Alternate Tested	Spring 2021 Participation Rate
English Language Arts	1101	14	1.3
Mathematics	1094	14	1.3
Science	447	4	0.9
Social Studies	440	4	0.9

### Professional Development Provided

Question	Yes	No
Did the individualized education program (IEP) teams utilize the state guidelines for participation in the alternate assessment to make assessment participation decisions?	<input checked="" type="radio"/>	<input type="radio"/>

Please list professional development, informational sessions, and technical assistance provided regarding the 1% Cap and/or assessment selection and participation for the 2020-2021 school year.

Audience	Date Occurred	Topics and Method of Training	Delivered by
Special Education teachers and principals	2/11/2021	1% CAP was the main point of the email. Provided information in regards to what the 1% CAP is and who should be taking the MI-Access assessment.	District Staff
Special Education Teachers (Secondary) and Principals	4/19/2021	An email was sent with the Michigan Accommodations Manual included.	ISD Staff

### Contributing Factors

Question	Yes	No
Did the district test fewer than 500 students total using statewide assessments?	<input type="radio"/>	<input checked="" type="radio"/>
Fewer than 8 students took MI-Access.	<input type="radio"/>	<input type="radio"/>
8 or more students took MI-Access.	<input type="radio"/>	<input type="radio"/>

Question	Yes	No
Did the district operate a center-based program or regional collaborative for students with significant cognitive impairments (serving students from in and outside of the district within a region or ISD)?	<input type="radio"/>	<input checked="" type="radio"/>

Utilizing the Alternate Assessment data reports, complete the following table.

Assessment Data Table	Number
Total Number of students tested overall	
Total Number of students tested with MI-Access	
Students in center-based program from outside district	
Adjusted Total	0
Adjusted Participation Number	0
Adjusted Rate	0%

Please describe other justification as it specifically relates to Covid-19 and the Coronavirus Pandemic:

COVID 19 was not a contributing factor.

Please describe other justification:

As a district, each IEP team looks at each student individually to determine which assessment is appropriate. Each team uses the MDE's flowchart to determine the correct assessment.

### 2022 Projected Participation Rate

Projected Participation Rate 2021	Number
District's Projected Participation Rate for 2021 (per the response on the 2020 alternate assessment projected participation form)	0.7%

Using students' IEP information, Michigan School Data System (MSDS), and other current data, complete the following table to calculate the 2022 projected participation rate.

Projected Participation Rate 2022	Number
Total Number of students enrolled in grades 3, 4, 5, 6, 7, 8, 11	1351
Total number of students whose IEPs designate MI-Access for state summative assessments in any content area	18
Projected Participation Rate for 2022	1.3%

## Local Plan

After reviewing all of the member district data for participation rates on the alternate assessment (MI-Access), detail below a summarized plan for providing professional development. This may include but is not limited to training on assessment selection, alternate assessment, alternate content standards, or planning for specialized instruction.

Audience	Topics and Method of Training	Date
Special Education Teachers	During a Professional Development training day, we discussed the 1% CAP as well as what students should be taking which assessments. Accommodations were also discussed.	1/17/2022

## Disproportionality

Question	Yes	No
Did the member district receive notification from the ISD regarding disproportionality in participation in the alternate assessment?	<input type="radio"/>	<input checked="" type="radio"/>

## Resources and Technical Assistance

Question	Yes	No
Does the member district require additional resources and technical assistance from the ISD or MDE to ensure students are being assessed using the most appropriate state summative assessment tool based on the state guidelines?	<input type="radio"/>	<input checked="" type="radio"/>

Please detail the need for additional resources and technical assistance.

## Assurances

Please provide the following assurances.

Question	Yes	No
The member district IEP team members follow the state guidelines for participation in the alternate assessment.	<input checked="" type="radio"/>	<input type="radio"/>
The member district allows IEP team members to decide which students take an alternate assessment.	<input checked="" type="radio"/>	<input type="radio"/>
The member district addresses any issues of disproportionality in statewide assessment.	<input checked="" type="radio"/>	<input type="radio"/>

### District Comments

Because of the size of our district, we have programs and services available for students who need significant supports and services. While using the flowchart, each team determines the type of assessment needed for each student. Our numbers may be higher due to the number of student needing these significant programs and supports.

### ISD Comments

(required if ISD is returning to district for modifications)

