



Exceeding 1% Cap on Participation in State Alternate Assessment Intermediate School District (ISD) Summary Justification Form FY 2021-2022

ISD Name: Wayne RESA

All intermediate school districts must complete this summary form regarding the percentage of students assessed using Michigan's alternate assessment (MI-Access). This includes justification forms from member districts/public school academies (PSA) that assessed more than 1% of students in the spring of 2021 using MI-Access.

Data

Below are the 1% Participation Rates for Wayne RESA:

| Content Area | Total Tested | Alternate Tested | Spring 2021 Participation Rate |
|-----------------------|--------------|------------------|--------------------------------|
| English Language Arts | 74625 | 1144 | 1.5 |
| Mathematics | 74168 | 1082 | 1.5 |
| Science | 25652 | 446 | 1.7 |
| Social Studies | 25323 | 262 | 1.0 |

| Data | Total |
|---|-------|
| Number of member districts/PSAs including the ISD (only if the ISD runs internal programs) | 132 |
| Number of member districts/PSAs including the ISD (only if the ISD runs internal programs) that assessed more than 1% of all students tested in the spring of 2021 using MI-Access (in grades 3-8 and 11) | 40 |

Technical Assistance and Professional Development

Tier I: Please provide a summary of technical assistance and/or professional development provided as a result of feedback from MDE regarding the 2021 test year data and justification form review. Include any professional development and targeted assistance the ISD offered to all member districts, provided by MDE and/or the ISD and MDE together.

| Date Occurred | Summary of Technical Assistance and/or Professional Development |
|---------------|---|
| 12/16/2021 | Alert at our monthly Coordinating Council meeting for Local District Directors and Supervisors regarding the upcoming Alternate Assessment 1% Cap Justification Form activity in Catamaran. |

| | |
|------------|---|
| 01/05/2022 | Email to Local District Directors and Supervisors and PSA Administrators regarding the Alternate Assessment 1% Cap Justification Form Activity in Catamaran. Information included links to MDE's Justifications Forms training video and how to documents, how to access prior forms, highlights of considerations for the forms from the training video, and feedback from MDE regarding 2019-20 forms submitted by Districts and PSAs. |
| 09/15/2021 | Presentation for Local District Directors and Supervisors at WRESA's monthly Coordinating Council regarding the impact of COVID and subsequent testing opt-in in Spring 2021 on M-STEP and MI-ACCESS participation rates and proficiency scores. |
| 09/22/2021 | Presentation for bimonthly PSA Administrators' meeting regarding the impact of COVID and subsequent testing opt-in in Spring 2021 on M-STEP and MI-ACCESS participation rates and proficiency scores. |
| 01/26/2022 | Presentation for bimonthly PSA Administrators' meeting regarding the impact of COVID and testing opt out on student assessments, as well as potential strategies to consider to increase proficiency and participation for statewide assessments. |
| 03/17/2022 | Planned presentation for Local District Directors and Supervisors at WRESA's monthly Coordinating Council meeting regarding the impact of COVID and testing opt out on student assessments, as well as potential strategies to consider to increase proficiency and participation for statewide assessments. |
| 09/07/2021 | Ongoing - Wayne RESA provides easy access to MDE's Alternate Assessment module on the RESA website. RESA consultants provide district administration ongoing reminders to have the district staff view the module, as well as encouraging the administration to watch the module as a group and discuss the relevant information that their staff needs. |
| 09/07/2021 | Ongoing - Wayne RESA provides a list of Director/Administrator responsibilities in a monthly format with relevant information and links. MI-ACCESS administration and information is included in this document. |
| 09/07/2021 | Ongoing - Wayne RESA teamed up with Alt+Shift for Foundations of Math and Literacy to support our teachers that teach moderately to severely impaired students. Six districts (3 for math and 3 for literacy) were identified and provided content instructional training, as well as, ongoing support in district and coaching from RESA and Alt+Shift staff |
| 10/15/2021 | During the monthly New Director's Discussion for the month of October, the Alternate assessment and 1% Cap requirements were reviewed, In addition, the director's role with this requirement and supporting their IEP teams was reviewed and discussed. The MDE interactive module "Should My Student Take the Alternate Assessment" was discussed and encouraged to be utilized when meeting with their staff. |
| 10/28/2021 | Session #1 of the Special Education New Teacher Academy IEP Procedures and Related Forms were presented. During that presentation the Should My Student Take the Alternate Assessment flow chart and MDE interactive module were shared and the new teachers were encouraged to utilize them both when making state assessment decisions for their students. |
| 09/07/2021 | Ongoing - Wayne RESA partnership with MDE and Institution for Multi-Sensory Education (IMSE) to provide general and special education staff with literacy training in Orton Gillingham Reading Techniques. Teachers are provided a comprehensive literacy training that assists in teaching students the basic to advanced reading foundations in a scaffolded approach with concepts building on one another. This training is funded through the 35D grant and ongoing. |

| | |
|------------|--|
| 09/07/2021 | <p>Ongoing - On the Wayne RESA website, the special education training module page exists. On this webpage the IEP Procedures and Related Forms Training modules are available for staff to access when they have time to view them. Session #8 titled: State and District Assessment module reviews the MDE Should My Student Take the Alternate Assessment flow chart and interactive module. Staff are introduced to the flowchart and the interactive module, as well as encouraged to utilize them when making state assessment decisions for their students. On the same webpage, the MDE Should My Student Take the Alternate Assessment interactive module sits independently and outside the IEP Procedure and Related Forms series for staff to view.</p> <p>The RESA special education training modules are available and encouraged for staff training through PLCs or on district PD days.</p> <p>The same IEP Procedures and Related modules exist in a moodle class that is available to staff across Wayne County.</p> |
|------------|--|

Tier II/III: Please provide a summary of technical assistance and/or professional development provided as a result of feedback from MDE regarding the 2021 test year data and justification form review. Include professional development and technical assistance the ISD provided for each specific member district that was flagged for disproportionality regarding assessment participation. Include technical assistance or professional development provided by MDE and/or the ISD and MDE together.

| Member District | Date Occurred | Summary of Technical Assistance and/or Professional Development |
|--|---------------|--|
| Northville Public Schools | 09/14/2021 | District requested individual support to access and interpret MI-ACCESS data. This support was provided via phone call. |
| Northville Public Schools | 01/01/2022 | Phone and/or email support to District Director during the month of January 2022. Answered questions about disproportionate test use findings and Justification Form completion. |
| Wyandotte City School District | 01/01/2022 | Phone and/or email support to District Director during the month of January 2022. Answered questions about disproportionate test use findings and Justification Form completion. |
| Livonia Public Schools School District | 01/01/2022 | Phone and/or email support to District Director during the month of January 2022. Answered questions about disproportionate test use findings and Justification Form completion. |
| Grosse Pointe Public Schools | 01/01/2022 | Phone and/or email support to District Director during the month of January 2022. Answered questions about disproportionate test use findings and Justification Form completion. |
| Garden City Public Schools | 01/01/2022 | Phone and/or email support to District Director during the month of January 2022. Answered questions about disproportionate test use findings and Justification Form completion. |

What resources or support is needed from MDE for the ISD to carry out the plan?

MDE can assist Wayne RESA by continuing to provide Wayne RESA with updated procedures, practices, resources and information about alternate assessments.

*Utilizing Catamaran as the vehicle in which **all** alternate assessment information (including Disproportionate Use) is used to get information to the districts. Catamaran streamlines the process and makes communication consistent and easily accessible for the districts. RESA appreciated the alternate assessment data being included in the activity this year. We would also appreciate Disproportionate Use data also being included in future years.*

Feedback from MDE regarding the 2019-20 forms were helpful in providing a consistent countywide message about the forms and the 1% Cap in general. A summary of the feedback has been provided to districts/PSAs several times including December 2021 ahead of form completion.

Assurances

Please provide the following assurances.

The ISD has provided or will provide targeted assistance to member districts/PSAs that have been flagged for disproportionality for participation in the alternate assessment as outlined on the previous page.

☒ Yes ☐ No

Targeted assistance and professional development include an emphasis on member districts/PSAs using the state assessment selection guidance documents and online trainings.

☒ Yes ☐ No

Assessment selection is an IEP team decision and will not be overridden by administrative or procedural decisions.

☒ Yes ☐ No



Member District Exceeding 1% Cap Justification Form FY 2021-2022

Member District: Wayne RESA

The *Every Student Succeeds Act* (ESSA) places a 1% cap on alternate assessment (MI-Access) participation at the state level. Member districts that contribute to the state exceeding its participation cap must submit information to the Intermediate School District (ISD) justifying the need to exceed the 1% threshold. In addition, ISDs that run programs (functioning as a member district) must complete the form as a member district.

Each ISD collects information from member districts to submit to the state.

Data

Below are the 1% Participation Rates for Wayne RESA:

| Content Area | Total Tested | Alternate Tested | Spring 2021 Participation Rate |
|-----------------------|--------------|------------------|--------------------------------|
| English Language Arts | | | |
| Mathematics | | | |
| Science | | | |
| Social Studies | | | |

Academy for Business and Technology (82921)

Instructions

This page uses data entered by Academy for Business and Technology (82921) for ISD review. ISDs may accept this district submission by clicking **Accept District Form**. Alternatively, ISDs may return this form for modifications by clicking **Return for Modifications**. When this form is accepted by the ISD, the applicable district information will need to be included in the ISD Summary Justification Form.

Data

Below are the 1% Participation Rates for Academy for Business and Technology (82921):

| Content Area | Total Tested | Alternate Tested | Spring 2021 Participation Rate |
|-----------------------|--------------|------------------|--------------------------------|
| English Language Arts | 140 | 1 | 0.7 |
| Mathematics | 136 | 1 | 0.7 |
| Science | 46 | 0 | 0 |
| Social Studies | 43 | 1 | 2.3 |

Professional Development Provided

| Question | Yes | No |
|---|----------------------------------|-----------------------|
| Did the individualized education program (IEP) teams utilize the state guidelines for participation in the alternate assessment to make assessment participation decisions? | <input checked="" type="radio"/> | <input type="radio"/> |

Please list professional development, informational sessions, and technical assistance provided regarding the 1% Cap and/or assessment selection and participation for the 2020-2021 school year.

| Audience | Date Occurred | Topics and Method of Training | Delivered by |
|---------------|---------------|------------------------------------|--|
| SPED Teachers | 9/2/2021 | Content standards and alternatives | Other Educational Service Provider-The Leona Group |
| SPED Teachers | 9/28/2020 | Assessment Selection and 1% Cap | Other Educational Service Provider-The Leona Group |

Contributing Factors

| Question | Yes | No |
|--|----------------------------------|----------------------------------|
| Did the district test fewer than 500 students total using statewide assessments? | <input checked="" type="radio"/> | <input type="radio"/> |
| Fewer than 8 students took MI-Access. | <input checked="" type="radio"/> | <input type="radio"/> |
| 8 or more students took MI-Access. | <input type="radio"/> | <input checked="" type="radio"/> |

| Question | Yes | No |
|--|-----------------------|----------------------------------|
| Did the district operate a center-based program or regional collaborative for students with significant cognitive impairments (serving students from in and outside of the district within a region or ISD)? | <input type="radio"/> | <input checked="" type="radio"/> |

Utilizing the Alternate Assessment data reports, complete the following table.

| Assessment Data Table | Number |
|--|--------|
| Total Number of students tested overall | |
| Total Number of students tested with MI-Access | |
| Students in center-based program from outside district | |
| Adjusted Total | 0 |
| Adjusted Participation Number | 0 |
| Adjusted Rate | 0% |

Please describe other justification as it specifically relates to Covid-19 and the Coronavirus Pandemic:

Some families opted to remain remote due to the COVID-19 pandemic and subsequently declined to take the state assessment. The 1% cap was exceeded because fewer students took the assessment.

| |
|--|
| |
|--|

| Projected Participation Rate 2021 | Number |
|--|--------|
| District's Projected Participation Rate for 2021 (per the response on the 2020 alternate assessment projected participation form) | 0.7% |


| Projected Participation Rate 2022 | Number |
|---|--------|
| Total Number of students enrolled in grades 3, 4, 5, 6, 7, 8, 11 | 130 |
| Total number of students whose IEPs designate MI-Access for state summative assessments in any content area | 1 |
| Projected Participation Rate for 2022 | 0.8% |

| Audience | Topics and Method of Training | Date |
|---------------|--|----------|
| SPED Teachers | training on assessment selection, alternate assessment | 2/3/2022 |

| Question | Yes | No |
|--|-----------------------|----------------------------------|
| Did the member district receive notification from the ISD regarding disproportionality in participation in the alternate assessment? | <input type="radio"/> | <input checked="" type="radio"/> |

| Question | Yes | No |
|--|-----------------------|----------------------------------|
| Does the member district require additional resources and technical assistance from the ISD or MDE to ensure students are being assessed using the most appropriate state summative assessment tool based on the state guidelines? | <input type="radio"/> | <input checked="" type="radio"/> |

| Question | Yes | No |
|---|----------------------------------|-----------------------|
| The member district IEP team members follow the state guidelines for participation in the alternate assessment. | <input checked="" type="radio"/> | <input type="radio"/> |
| The member district allows IEP team members to decide which students take an alternate assessment. | <input checked="" type="radio"/> | <input type="radio"/> |
| The member district addresses any issues of disproportionality in statewide assessment. | <input checked="" type="radio"/> | <input type="radio"/> |



Allen Park Public Schools (82020)

Instructions

This page uses data entered by Allen Park Public Schools (82020) for ISD review. ISDs may accept this district submission by clicking **Accept District Form**. Alternatively, ISDs may return this form for modifications by clicking **Return for Modifications**. When this form is accepted by the ISD, the applicable district information will need to be included in the ISD Summary Justification Form.

Data

Below are the 1% Participation Rates for Allen Park Public Schools (82020):

| Content Area | Total Tested | Alternate Tested | Spring 2021 Participation Rate |
|-----------------------|--------------|------------------|--------------------------------|
| English Language Arts | 1518 | 15 | 1 |
| Mathematics | 1490 | 15 | 1 |
| Science | 698 | 7 | 1 |
| Social Studies | 699 | 10 | 1.4 |

Professional Development Provided

| Question | Yes | No |
|---|----------------------------------|-----------------------|
| Did the individualized education program (IEP) teams utilize the state guidelines for participation in the alternate assessment to make assessment participation decisions? | <input checked="" type="radio"/> | <input type="radio"/> |

Please list professional development, informational sessions, and technical assistance provided regarding the 1% Cap and/or assessment selection and participation for the 2020-2021 school year.

| Audience | Date Occurred | Topics and Method of Training | Delivered by |
|--|---------------|--|----------------|
| Special Education teachers and service providers | 9/1/2020 | As part of our beginning of the year welcome back to the Special Education department we review the contents of our Shared Special Services Google drive. A key document is the Should My Student Take the Alternate Assessment flow chart provided by MDE. This key document is reviewed with the Special Education Department at that time. This document is frequently referred to throughout the school year by IEP teams. It was also added to our Special Education Department Manual which was developed in 8/2021. | District Staff |
| Special Education Department | 1/4/2021 | Contents of Shared Special Services Google drive are reiterated with Department, encouraging utilization of resources including the MDE Flow Chart for which students are deemed appropriate for the alternate assessments. | District Staff |

Contributing Factors

| Question | Yes | No |
|--|-----------------------|----------------------------------|
| Did the district test fewer than 500 students total using statewide assessments? | <input type="radio"/> | <input checked="" type="radio"/> |
| Fewer than 8 students took MI-Access. | <input type="radio"/> | <input type="radio"/> |
| 8 or more students took MI-Access. | <input type="radio"/> | <input type="radio"/> |

| Question | Yes | No |
|--|----------------------------------|-----------------------|
| Did the district operate a center-based program or regional collaborative for students with significant cognitive impairments (serving students from in and outside of the district within a region or ISD)? | <input checked="" type="radio"/> | <input type="radio"/> |

Utilizing the Alternate Assessment data reports, complete the following table.

| Assessment Data Table | Number |
|--|--------|
| Total Number of students tested overall | 1518 |
| Total Number of students tested with MI-Access | 15 |
| Students in center-based program from outside district | 1 |
| Adjusted Total | 1517 |
| Adjusted Participation Number | 14 |
| Adjusted Rate | 0.9% |

Please describe other justification as it specifically relates to Covid-19 and the Coronavirus Pandemic:

None at this time

None at this time.

Please describe other justification:

None at this time.

2022 Projected Participation Rate

| Projected Participation Rate 2021 | Number |
|--|--------|
| District's Projected Participation Rate for 2021 (per the response on the 2020 alternate assessment projected participation form) | 1.2% |

Using students' IEP information, Michigan School Data System (MSDS), and other current data, complete the following table to calculate the 2022 projected participation rate.

| Projected Participation Rate 2022 | Number |
|---|--------|
| Total Number of students enrolled in grades 3, 4, 5, 6, 7, 8, 11 | 1938 |
| Total number of students whose IEPs designate MI-Access for state summative assessments in any content area | 19 |
| Projected Participation Rate for 2022 | 1% |

Local Plan

After reviewing all of the member district data for participation rates on the alternate assessment (MI-Access), detail below a summarized plan for providing professional development. This may include but is not limited to training on assessment selection, alternate assessment, alternate content standards, or planning for specialized instruction.

| Audience | Topics and Method of Training | Date |
|------------------------------|--|----------|
| Special Education Department | Given that our projections are going down it appears that the message of which students are most appropriate for an alternate assessment are getting across. As Director I will maintain my emphasis of using the MDE flow chart for assistance in making that determination. This will be done at the beginning of the school year and the resource remains available on our Shared Department drive in Google. | 9/6/2022 |

Disproportionality

| Question | Yes | No |
|--|-----------------------|----------------------------------|
| Did the member district receive notification from the ISD regarding disproportionality in participation in the alternate assessment? | <input type="radio"/> | <input checked="" type="radio"/> |

Resources and Technical Assistance

| Question | Yes | No |
|--|-----------------------|----------------------------------|
| Does the member district require additional resources and technical assistance from the ISD or MDE to ensure students are being assessed using the most appropriate state summative assessment tool based on the state guidelines? | <input type="radio"/> | <input checked="" type="radio"/> |

Please detail the need for additional resources and technical assistance.

Assurances

Please provide the following assurances.

| Question | Yes | No |
|---|----------------------------------|-----------------------|
| The member district IEP team members follow the state guidelines for participation in the alternate assessment. | <input checked="" type="radio"/> | <input type="radio"/> |
| The member district allows IEP team members to decide which students take an alternate assessment. | <input checked="" type="radio"/> | <input type="radio"/> |
| The member district addresses any issues of disproportionality in statewide assessment. | <input checked="" type="radio"/> | <input type="radio"/> |

District Comments

None at this time.

ISD Comments

(required if ISD is returning to district for modifications)



Crestwood School District (82230)

Instructions

This page uses data entered by Crestwood School District (82230) for ISD review. ISDs may accept this district submission by clicking **Accept District Form**. Alternatively, ISDs may return this form for modifications by clicking **Return for Modifications**. When this form is accepted by the ISD, the applicable district information will need to be included in the ISD Summary Justification Form.

Data

Below are the 1% Participation Rates for Crestwood School District (82230):

| Content Area | Total Tested | Alternate Tested | Spring 2021 Participation Rate |
|-----------------------|--------------|------------------|--------------------------------|
| English Language Arts | 678 | 5 | 0.7 |
| Mathematics | 679 | 4 | 0.6 |
| Science | 52 | 2 | 3.8 |
| Social Studies | 51 | 1 | 2 |

Professional Development Provided

| Question | Yes | No |
|---|----------------------------------|-----------------------|
| Did the individualized education program (IEP) teams utilize the state guidelines for participation in the alternate assessment to make assessment participation decisions? | <input checked="" type="radio"/> | <input type="radio"/> |

Please list professional development, informational sessions, and technical assistance provided regarding the 1% Cap and/or assessment selection and participation for the 2020-2021 school year.

| Audience | Date Occurred | Topics and Method of Training | Delivered by |
|-----------------------------|---------------|---|----------------|
| Special Educations Teachers | 8/27/2020 | Staff professional development/informational session for back to school | District Staff |
| Administrators | 10/13/2020 | Review of criteria for alternate assessment | District Staff |

Contributing Factors

| Question | Yes | No |
|--|----------------------------------|----------------------------------|
| Did the district test fewer than 500 students total using statewide assessments? | <input type="radio"/> | <input checked="" type="radio"/> |
| Fewer than 8 students took MI-Access. | <input checked="" type="radio"/> | <input type="radio"/> |
| 8 or more students took MI-Access. | <input type="radio"/> | <input type="radio"/> |

| Question | Yes | No |
|--|-----------------------|----------------------------------|
| Did the district operate a center-based program or regional collaborative for students with significant cognitive impairments (serving students from in and outside of the district within a region or ISD)? | <input type="radio"/> | <input checked="" type="radio"/> |

Utilizing the Alternate Assessment data reports, complete the following table.

| Assessment Data Table | Number |
|--|--------|
| Total Number of students tested overall | |
| Total Number of students tested with MI-Access | |
| Students in center-based program from outside district | |
| Adjusted Total | 0 |
| Adjusted Participation Number | 0 |
| Adjusted Rate | 0% |

Please describe other justification as it specifically relates to Covid-19 and the Coronavirus Pandemic:

Our district provided testing for students in families that were willing to send them into the building for testing. Our district was hybrid for the end of the school year and many parents did not send their students into the buildings. Many of our students with IEPs came in for support and services so parents opted to have them participate in testing.

Please describe other justification:

Our numbers are skewed based on the total number of students who tested in relation to our special education students. If our entire school population had been assessed we would have been under the 1% cap.

been under the 170 cap.

2022 Projected Participation Rate

| Projected Participation Rate 2021 | Number |
|--|--------|
| District's Projected Participation Rate for 2021 (per the response on the 2020 alternate assessment projected participation form) | 0.7% |

Using students' IEP information, Michigan School Data System (MSDS), and other current data, complete the following table to calculate the 2022 projected participation rate.

| Projected Participation Rate 2022 | Number |
|---|--------|
| Total Number of students enrolled in grades 3, 4, 5, 6, 7, 8, 11 | 2532 |
| Total number of students whose IEPs designate MI-Access for state summative assessments in any content area | 20 |
| Projected Participation Rate for 2022 | 0.8% |

Local Plan

After reviewing all of the member district data for participation rates on the alternate assessment (MI-Access), detail below a summarized plan for providing professional development. This may include but is not limited to training on assessment selection, alternate assessment, alternate content standards, or planning for specialized instruction.

| Audience | Topics and Method of Training | Date |
|-------------------|--|----------|
| Service Providers | Review of the protocol for selected alternate assessment provided by MDE | 3/7/2022 |

Disproportionality

| Question | Yes | No |
|--|-----------------------|----------------------------------|
| Did the member district receive notification from the ISD regarding disproportionality in participation in the alternate assessment? | <input type="radio"/> | <input checked="" type="radio"/> |

Resources and Technical Assistance

| Question | Yes | No |
|--|-----------------------|----------------------------------|
| Does the member district require additional resources and technical assistance from the ISD or MDE to ensure students are being assessed using the most appropriate state summative assessment tool based on the state guidelines? | <input type="radio"/> | <input checked="" type="radio"/> |

Please detail the need for additional resources and technical assistance.

| |
|--|
| |
|--|

Assurances


Please provide the following assurances.





| Question | Yes | No |
|---|----------------------------------|-----------------------|
| The member district IEP team members follow the state guidelines for participation in the alternate assessment. | <input checked="" type="radio"/> | <input type="radio"/> |
| The member district allows IEP team members to decide which students take an alternate assessment. | <input checked="" type="radio"/> | <input type="radio"/> |
| The member district addresses any issues of disproportionality in statewide assessment. | <input checked="" type="radio"/> | <input type="radio"/> |


District Comments


ISD Comments



(required if ISD is returning to district for modifications)










Dearborn City School District (82030)

Instructions

This page uses data entered by Dearborn City School District (82030) for ISD review. ISDs may accept this district submission by clicking **Accept District Form**. Alternatively, ISDs may return this form for modifications by clicking **Return for Modifications**. When this form is accepted by the ISD, the applicable district information will need to be included in the ISD Summary Justification Form.

Data

Below are the 1% Participation Rates for Dearborn City School District (82030):

| Content Area | Total Tested | Alternate Tested | Spring 2021 Participation Rate |
|-----------------------|--------------|------------------|--------------------------------|
| English Language Arts | 7361 | 136 | 1.8 |
| Mathematics | 7320 | 133 | 1.8 |
| Science | 2624 | 46 | 1.8 |
| Social Studies | 2578 | 18 | 0.7 |

Professional Development Provided

| Question | Yes | No |
|---|----------------------------------|-----------------------|
| Did the individualized education program (IEP) teams utilize the state guidelines for participation in the alternate assessment to make assessment participation decisions? | <input checked="" type="radio"/> | <input type="radio"/> |

Please list professional development, informational sessions, and technical assistance provided regarding the 1% Cap and/or assessment selection and participation for the 2020-2021 school year.

| Audience | Date Occurred | Topics and Method of Training | Delivered by |
|----------------------------|---------------|--|------------------------------------|
| Special Education Teachers | 8/26/2021 | IEP compliance: Including Least Restrictive Environment and Personal Curriculums | District Staff |
| Special Education Teachers | 8/26/2021 | Specially Designed Instruction | District Staff |
| Special Education Teachers | 2/14/2022 | Brain Friendly Reading Strategies | OtherBrain Friendly Reading Author |

Contributing Factors

| Question | Yes | No |
|--|-----------------------|----------------------------------|
| Did the district test fewer than 500 students total using statewide assessments? | <input type="radio"/> | <input checked="" type="radio"/> |
| Fewer than 8 students took MI-Access. | <input type="radio"/> | <input type="radio"/> |
| 8 or more students took MI-Access. | <input type="radio"/> | <input type="radio"/> |

| Question | Yes | No |
|--|----------------------------------|-----------------------|
| Did the district operate a center-based program or regional collaborative for students with significant cognitive impairments (serving students from in and outside of the district within a region or ISD)? | <input checked="" type="radio"/> | <input type="radio"/> |

Utilizing the Alternate Assessment data reports, complete the following table.

| Assessment Data Table | Number |
|--|--------|
| Total Number of students tested overall | 7361 |
| Total Number of students tested with MI-Access | 136 |
| Students in center-based program from outside district | 11 |
| Adjusted Total | 7350 |
| Adjusted Participation Number | 125 |
| Adjusted Rate | 1.7% |

Please describe other justification as it specifically relates to Covid-19 and the Coronavirus Pandemic:

As a result to the pandemic the district was participating in distance or hybrid learning during the 20-21 school year. The inconsistency of instruction with our most disabled students made it challenging to change course of study. In addition, a stronger focus on the social emotional perspective was considered last school year and this.

Please describe other justification:

Dearborn is the third largest district in the state. We house many ACT 18 programs. A neighboring district sends students to our programs. Of the 130 plus students who took the alternate assessment, more than 80% of them are in our center based classrooms. For the most severely impaired students. Many of which have severe cognitive impairments.

2022 Projected Participation Rate

| Projected Participation Rate 2021 | Number |
|--|--------|
| District's Projected Participation Rate for 2021 (per the response on the 2020 alternate assessment projected participation form) | 1.9% |

Using students' IEP information, Michigan School Data System (MSDS), and other current data, complete the following table to calculate the 2022 projected participation rate.

| Projected Participation Rate 2022 | Number |
|---|--------|
| Total Number of students enrolled in grades 3, 4, 5, 6, 7, 8, 11 | 10470 |
| Total number of students whose IEPs designate MI-Access for state summative assessments in any content area | 170 |
| Projected Participation Rate for 2022 | 1.6% |

Local Plan

After reviewing all of the member district data for participation rates on the alternate assessment (MI-Access), detail below a summarized plan for providing professional development. This may include but is not limited to training on assessment selection, alternate assessment, alternate content standards, or planning for specialized instruction.

| Audience | Topics and Method of Training | Date |
|--|--|-----------|
| Special Education Providers/Administrators | * Specially Designed Instruction * Personal Curriculums * Impacts of Certificate of Completion | 1/19/2022 |

Disproportionality

| Question | Yes | No |
|--|-----------------------|----------------------------------|
| Did the member district receive notification from the ISD regarding disproportionality in participation in the alternate assessment? | <input type="radio"/> | <input checked="" type="radio"/> |

Resources and Technical Assistance

| Question | Yes | No |
|--|-----------------------|----------------------------------|
| Does the member district require additional resources and technical assistance from the ISD or MDE to ensure students are being assessed using the most appropriate state summative assessment tool based on the state guidelines? | <input type="radio"/> | <input checked="" type="radio"/> |

Please detail the need for additional resources and technical assistance.

Assurances

Please provide the following assurances.


| Question | Yes | No |
|---|----------------------------------|-----------------------|
| The member district IEP team members follow the state guidelines for participation in the alternate assessment. | <input checked="" type="radio"/> | <input type="radio"/> |
| The member district allows IEP team members to decide which students take an alternate assessment. | <input checked="" type="radio"/> | <input type="radio"/> |
| The member district addresses any issues of disproportionality in statewide assessment. | <input checked="" type="radio"/> | <input type="radio"/> |

District Comments

ISD Comments

(required if ISD is returning to district for modifications)





Dearborn Heights School District #7 (82040)

Instructions

This page uses data entered by Dearborn Heights School District #7 (82040) for ISD review. ISDs may accept this district submission by clicking **Accept District Form**. Alternatively, ISDs may return this form for modifications by clicking **Return for Modifications**. When this form is accepted by the ISD, the applicable district information will need to be included in the ISD Summary Justification Form.

Data

Below are the 1% Participation Rates for Dearborn Heights School District #7 (82040):

| Content Area | Total Tested | Alternate Tested | Spring 2021 Participation Rate |
|-----------------------|--------------|------------------|--------------------------------|
| English Language Arts | 1011 | 10 | 1 |
| Mathematics | 1006 | 10 | 1 |
| Science | 428 | 5 | 1.2 |
| Social Studies | 426 | 4 | 0.9 |

Professional Development Provided

| Question | Yes | No |
|---|----------------------------------|-----------------------|
| Did the individualized education program (IEP) teams utilize the state guidelines for participation in the alternate assessment to make assessment participation decisions? | <input checked="" type="radio"/> | <input type="radio"/> |

Please list professional development, informational sessions, and technical assistance provided regarding the 1% Cap and/or assessment selection and participation for the 2020-2021 school year.

| Audience | Date Occurred | Topics and Method of Training | Delivered by |
|--------------------------------------|---------------|--|----------------|
| All District Special Education Staff | 10/29/2020 | MDE-"Should My Student Take the Alternate Assessment" Virtual Training | District Staff |
| All District Special Education Staff | 10/29/2020 | Essential Elements Teacher Tools-Virtual Training | District Staff |
| All new Special Education Staff | 10/29/2020 | IEP Forms Training-Virtual Training | District Staff |

Contributing Factors

| Question | Yes | No |
|--|-----------------------|----------------------------------|
| Did the district test fewer than 500 students total using statewide assessments? | <input type="radio"/> | <input checked="" type="radio"/> |
| Fewer than 8 students took MI-Access. | <input type="radio"/> | <input type="radio"/> |
| 8 or more students took MI-Access. | <input type="radio"/> | <input type="radio"/> |

| Question | Yes | No |
|--|-----------------------|----------------------------------|
| Did the district operate a center-based program or regional collaborative for students with significant cognitive impairments (serving students from in and outside of the district within a region or ISD)? | <input type="radio"/> | <input checked="" type="radio"/> |

Utilizing the Alternate Assessment data reports, complete the following table.

| Assessment Data Table | Number |
|--|--------|
| Total Number of students tested overall | |
| Total Number of students tested with MI-Access | |
| Students in center-based program from outside district | |
| Adjusted Total | 0 |
| Adjusted Participation Number | 0 |
| Adjusted Rate | 0% |

Please describe other justification as it specifically relates to Covid-19 and the Coronavirus Pandemic:

Not all students who were scheduled to take the M-Step participated in state assessments due to parent concerns regarding exposure to COVID-19. However, all 5 MI-ACCESS students scheduled to participate in science did so. Having 100% student participation in the science MI-ACCESS assessments likely impacted participation percentages, resulting in the .2% CAP overage in science.

Please describe other justification:

In addition to the above justification, the school district had 13 students identified to take the MI-ACCESS in 2021. Of the 13 students, 39% (5) were scheduled to take the Science assessment (grades 5,8,11). District-wide, a smaller sample of students participated in M-Step-science assessments (428) than in other content areas which impacted exceeding the 1% CAP in the content area of science.

2022 Projected Participation Rate

| Projected Participation Rate 2021 | Number |
|--|--------|
| District's Projected Participation Rate for 2021 (per the response on the 2020 alternate assessment projected participation form) | 0.9% |

Using students' IEP information, Michigan School Data System (MSDS), and other current data, complete the following table to calculate the 2022 projected participation rate.

| Projected Participation Rate 2022 | Number |
|---|--------|
| Total Number of students enrolled in grades 3, 4, 5, 6, 7, 8, 11 | 1480 |
| Total number of students whose IEPs designate MI-Access for state summative assessments in any content area | 16 |
| Projected Participation Rate for 2022 | 1.1% |

Local Plan

After reviewing all of the member district data for participation rates on the alternate assessment (MI-Access), detail below a summarized plan for providing professional development. This may include but is not limited to training on assessment selection, alternate assessment, alternate content standards, or planning for specialized instruction.

| Audience | Topics and Method of Training | Date |
|---|--|-----------|
| All Special Education Staff | MDE-"Should My Student Take the Alternate Assessment" Virtual Training | 1/12/2022 |
| All Special Education Staff & Building Administrators | MDE-Guide to State Assessments 2021-2022-Guidance document provided | 1/19/2022 |
| All Special Education Staff & Building Administrators | MDE-Student Supports and Accommodations FAQ-Guidance document provided | 1/19/2022 |
| All Special Education Staff & Building Administrators | MDE-Supports and Accommodations Guidance Document-All Assessments updated 1/12/2022-Guidance document provided | 1/19/2022 |
| All Special Education Staff & Building Administrators | MDE-Assessment Selection Interactive Decision-Making Tool-Guidance document provided | 1/19/2022 |
| All Special Education Staff & Building Administrators | MDE-Assessment Selection Guidelines Training-Virtual Training | 1/19/2022 |

Disproportionality

| Question | Yes | No |
|--|-----------------------|----------------------------------|
| Did the member district receive notification from the ISD regarding disproportionality in participation in the alternate assessment? | <input type="radio"/> | <input checked="" type="radio"/> |

Resources and Technical Assistance

| Question | Yes | No |
|--|-----------------------|----------------------------------|
| Does the member district require additional resources and technical assistance from the ISD or MDE to ensure students are being assessed using the most appropriate state summative assessment tool based on the state guidelines? | <input type="radio"/> | <input checked="" type="radio"/> |

Please detail the need for additional resources and technical assistance.

| |
|--|
| |
|--|

Assurances

Please provide the following assurances.

| Question | Yes | No |
|---|----------------------------------|-----------------------|
| The member district IEP team members follow the state guidelines for participation in the alternate assessment. | <input checked="" type="radio"/> | <input type="radio"/> |
| The member district allows IEP team members to decide which students take an alternate assessment. | <input checked="" type="radio"/> | <input type="radio"/> |
| The member district addresses any issues of disproportionality in statewide assessment. | <input checked="" type="radio"/> | <input type="radio"/> |

District Comments

District data, expectations, training, and guidance have been provided to district special education staff and building administrators regarding MI-ACCESS participation and appropriate assessment selection.

ISD Comments

(required if ISD is returning to district for modifications)

A screenshot of a rich text editor toolbar. The toolbar contains icons for cut, copy, paste, undo, redo, bold, italic, underline, bulleted list, numbered list, decrease indent, increase indent, link, and unlink. The text area below the toolbar is empty.

Detroit Academy of Arts and Sciences (82929)

Instructions

This page uses data entered by Detroit Academy of Arts and Sciences (82929) for ISD review. ISDs may accept this district submission by clicking **Accept District Form**. Alternatively, ISDs may return this form for modifications by clicking **Return for Modifications**. When this form is accepted by the ISD, the applicable district information will need to be included in the ISD Summary Justification Form.

Data

Below are the 1% Participation Rates for Detroit Academy of Arts and Sciences (82929):

| Content Area | Total Tested | Alternate Tested | Spring 2021 Participation Rate |
|-----------------------|--------------|------------------|--------------------------------|
| English Language Arts | 162 | 3 | 1.9 |
| Mathematics | 169 | 3 | 1.8 |
| Science | 60 | 1 | 1.7 |
| Social Studies | 59 | 0 | 0 |

Professional Development Provided

| Question | Yes | No |
|---|----------------------------------|-----------------------|
| Did the individualized education program (IEP) teams utilize the state guidelines for participation in the alternate assessment to make assessment participation decisions? | <input checked="" type="radio"/> | <input type="radio"/> |

Please list professional development, informational sessions, and technical assistance provided regarding the 1% Cap and/or assessment selection and participation for the 2020-2021 school year.

| Audience | Date Occurred | Topics and Method of Training | Delivered by |
|---|---------------|---|----------------|
| Special Education Teachers/Service Providers | 8/26/2021 | In person, went over decision process for alternate assessments, goals | District Staff |
| Special Education Teachers, General Education Teachers, parents | 9/7/2021 | Held over Zoom, IEP meetings (annuals/reevals/initials), discuss criteria and need for alternate vs regular assessments and standards | District Staff |

Contributing Factors

| Question | Yes | No |
|--|----------------------------------|----------------------------------|
| Did the district test fewer than 500 students total using statewide assessments? | <input checked="" type="radio"/> | <input type="radio"/> |
| Fewer than 8 students took MI-Access. | <input checked="" type="radio"/> | <input type="radio"/> |
| 8 or more students took MI-Access. | <input type="radio"/> | <input checked="" type="radio"/> |

| Question | Yes | No |
|--|-----------------------|----------------------------------|
| Did the district operate a center-based program or regional collaborative for students with significant cognitive impairments (serving students from in and outside of the district within a region or ISD)? | <input type="radio"/> | <input checked="" type="radio"/> |

Utilizing the Alternate Assessment data reports, complete the following table.

| Assessment Data Table | Number |
|--|--------|
| Total Number of students tested overall | |
| Total Number of students tested with MI-Access | |
| Students in center-based program from outside district | |
| Adjusted Total | 0 |
| Adjusted Participation Number | 0 |
| Adjusted Rate | 0% |

Please describe other justification as it specifically relates to Covid-19 and the Coronavirus Pandemic:

Since we were operating in a virtual setting due to COVID-19 and the Coronavirus pandemic, we had fewer students take the regular statewide assessment, as they could only be taken in person. Though all students were provided the opportunity to test in person, the number of students who actually came in to test was lower than anticipated, thus causing our students taking alternate assessments to surpass the 1% cap. All decisions on alternate assessments were made at the student's IEP meeting based on their individual needs, functioning level, and the appropriateness of the regular vs. alternate assessment.

| Projected Participation Rate 2021 | Number |
|--|--------|
| District's Projected Participation Rate for 2021 (per the response on the 2020 alternate assessment projected participation form) | 0.7% |

| Projected Participation Rate 2022 | Number |
|---|--------|
| Total Number of students enrolled in grades 3, 4, 5, 6, 7, 8, 11 | 725 |
| Total number of students whose IEPs designate MI-Access for state summative assessments in any content area | 4 |
| Projected Participation Rate for 2022 | 0.6% |


| Audience | Topics and Method of Training | Date |
|---|--|-----------|
| Special Education Teachers, Service Providers | Training using the state recommended chart to determine the most appropriate assessment for each student. This will help provide a visual representation of how to make this determination based on students data and performance. Updated training regarding alternate content standards will also be discussed. Training will be held over Zoom. | 1/14/2022 |

| Question | Yes | No |
|--|-----------------------|----------------------------------|
| Did the member district receive notification from the ISD regarding disproportionality in participation in the alternate assessment? | <input type="radio"/> | <input checked="" type="radio"/> |

| Question | Yes | No |
|--|-----------------------|----------------------------------|
| Does the member district require additional resources and technical assistance from the ISD or MDE to ensure students are being assessed using the most appropriate state summative assessment tool based on the state guidelines? | <input type="radio"/> | <input checked="" type="radio"/> |

| Question | Yes | No |
|---|----------------------------------|-----------------------|
| The member district IEP team members follow the state guidelines for participation in the alternate assessment. | <input checked="" type="radio"/> | <input type="radio"/> |
| The member district allows IEP team members to decide which students take an alternate assessment. | <input checked="" type="radio"/> | <input type="radio"/> |
| The member district addresses any issues of disproportionality in statewide assessment. | <input checked="" type="radio"/> | <input type="radio"/> |

| |
|--|
| |
|--|



Detroit Enterprise Academy (82979)

Instructions

This page uses data entered by Detroit Enterprise Academy (82979) for ISD review. ISDs may accept this district submission by clicking **Accept District Form**. Alternatively, ISDs may return this form for modifications by clicking **Return for Modifications**. When this form is accepted by the ISD, the applicable district information will need to be included in the ISD Summary Justification Form.

Data

Below are the 1% Participation Rates for Detroit Enterprise Academy (82979):

| Content Area | Total Tested | Alternate Tested | Spring 2021 Participation Rate |
|-----------------------|--------------|------------------|--------------------------------|
| English Language Arts | 361 | 4 | 1.1 |
| Mathematics | 337 | 4 | 1.2 |
| Science | 107 | 0 | 0 |
| Social Studies | 123 | 1 | 0.8 |

Professional Development Provided

| Question | Yes | No |
|---|----------------------------------|-----------------------|
| Did the individualized education program (IEP) teams utilize the state guidelines for participation in the alternate assessment to make assessment participation decisions? | <input checked="" type="radio"/> | <input type="radio"/> |

Please list professional development, informational sessions, and technical assistance provided regarding the 1% Cap and/or assessment selection and participation for the 2020-2021 school year.

| Audience | Date Occurred | Topics and Method of Training | Delivered by |
|------------------------------|---------------|---|----------------|
| Administrators overseeing SE | 9/18/2020 | Considerations for Alternate Curriculum and Alternate Assessment | District Staff |
| SE Providers | 10/15/2020 | Considerations for Alternate Curriculum and Alternate Assessment- sharing of resources with SE Team | District Staff |

Contributing Factors

| Question | Yes | No |
|--|----------------------------------|----------------------------------|
| Did the district test fewer than 500 students total using statewide assessments? | <input checked="" type="radio"/> | <input type="radio"/> |
| Fewer than 8 students took MI-Access. | <input checked="" type="radio"/> | <input type="radio"/> |
| 8 or more students took MI-Access. | <input type="radio"/> | <input checked="" type="radio"/> |

| Question | Yes | No |
|--|-----------------------|----------------------------------|
| Did the district operate a center-based program or regional collaborative for students with significant cognitive impairments (serving students from in and outside of the district within a region or ISD)? | <input type="radio"/> | <input checked="" type="radio"/> |

Utilizing the Alternate Assessment data reports, complete the following table.

| Assessment Data Table | Number |
|--|--------|
| Total Number of students tested overall | |
| Total Number of students tested with MI-Access | |
| Students in center-based program from outside district | |
| Adjusted Total | 0 |
| Adjusted Participation Number | 0 |
| Adjusted Rate | 0% |

Please describe other justification as it specifically relates to Covid-19 and the Coronavirus Pandemic:

Please describe other justification:

| |
|--|
| Because each of our schools is it's own district, it doesn't take more than a couple of students to exceed the 1% threshold. We do ensure that teams are familiar with the resources such as 'Should My Student Take the Alternate Assessment' and we look closely at each student's individual needs when considering the Alternate Assessment. |
|--|

2022 Projected Participation Rate

| Projected Participation Rate 2021 | Number |
|--|--------|
| District's Projected Participation Rate for 2021 (per the response on the 2020 alternate assessment projected participation form) | 1.1% |

Using students' IEP information, Michigan School Data System (MSDS), and other current data, complete the following table to calculate the 2022 projected participation rate.

| Projected Participation Rate 2022 | Number |
|---|--------|
| Total Number of students enrolled in grades 3, 4, 5, 6, 7, 8, 11 | 457 |
| Total number of students whose IEPs designate MI-Access for state summative assessments in any content area | 3 |
| Projected Participation Rate for 2022 | 0.7% |

Local Plan

After reviewing all of the member district data for participation rates on the alternate assessment (MI-Access), detail below a summarized plan for providing professional development. This may include but is not limited to training on assessment selection, alternate assessment, alternate content standards, or planning for specialized instruction.

| Audience | Topics and Method of Training | Date |
|--|---|-----------|
| Administrators & Special Education Providers | Alternate Curriculum and Alternate Assessment | 1/18/2022 |

Disproportionality

| Question | Yes | No |
|--|-----------------------|----------------------------------|
| Did the member district receive notification from the ISD regarding disproportionality in participation in the alternate assessment? | <input type="radio"/> | <input checked="" type="radio"/> |

Resources and Technical Assistance

| Question | Yes | No |
|--|-----------------------|----------------------------------|
| Does the member district require additional resources and technical assistance from the ISD or MDE to ensure students are being assessed using the most appropriate state summative assessment tool based on the state guidelines? | <input type="radio"/> | <input checked="" type="radio"/> |

Please detail the need for additional resources and technical assistance.

Assurances

Please provide the following assurances.


| Question | Yes | No |
|---|----------------------------------|-----------------------|
| The member district IEP team members follow the state guidelines for participation in the alternate assessment. | <input checked="" type="radio"/> | <input type="radio"/> |
| The member district allows IEP team members to decide which students take an alternate assessment. | <input checked="" type="radio"/> | <input type="radio"/> |
| The member district addresses any issues of disproportionality in statewide assessment. | <input checked="" type="radio"/> | <input type="radio"/> |


District Comments

Because each of our schools is it's own district, it doesn't take more than a couple of students to exceed the 1% threshold. We do ensure that teams are familiar with the resources such as 'Should My Student Take the Alternate Assessment' and we look closely at each student's individual needs when considering the Alternate Assessment.

ISD Comments

(required if ISD is returning to district for modifications)





Detroit Innovation Academy (82739)

Instructions

This page uses data entered by Detroit Innovation Academy (82739) for ISD review. ISDs may accept this district submission by clicking **Accept District Form**. Alternatively, ISDs may return this form for modifications by clicking **Return for Modifications**. When this form is accepted by the ISD, the applicable district information will need to be included in the ISD Summary Justification Form.

Data

Below are the 1% Participation Rates for Detroit Innovation Academy (82739):

| Content Area | Total Tested | Alternate Tested | Spring 2021 Participation Rate |
|-----------------------|--------------|------------------|--------------------------------|
| English Language Arts | 201 | 5 | 2.5 |
| Mathematics | 193 | 5 | 2.6 |
| Science | 59 | 0 | 0 |
| Social Studies | 58 | 3 | 5.2 |

Professional Development Provided

| Question | Yes | No |
|---|----------------------------------|-----------------------|
| Did the individualized education program (IEP) teams utilize the state guidelines for participation in the alternate assessment to make assessment participation decisions? | <input checked="" type="radio"/> | <input type="radio"/> |

Please list professional development, informational sessions, and technical assistance provided regarding the 1% Cap and/or assessment selection and participation for the 2020-2021 school year.

| Audience | Date Occurred | Topics and Method of Training | Delivered by |
|--|---------------|--|----------------|
| General Education Teachers, Special Education Teachers, Administrators | 8/26/2021 | Understanding MTSS, Child Find, and the IEP Process; Understanding characteristics of Exceptional Learners; Understanding Accommodations and Modifications; Providing Instructional Strategies to Meet the Needs of Exceptional Learners | District Staff |
| Special Education Teachers, Administrators | 10/22/2021 | Shared, Reviewed, Discussed MDE "Should My Student Take the Alternate Assessment?" Guidance Document | District Staff |
| Administrators | 1/18/2022 | Discussed current caseload of students, students' educational plans, students' educational progress, and need (or not) for alternate assessment participation | District Staff |

Contributing Factors

| Question | Yes | No |
|--|----------------------------------|----------------------------------|
| Did the district test fewer than 500 students total using statewide assessments? | <input checked="" type="radio"/> | <input type="radio"/> |
| Fewer than 8 students took MI-Access. | <input checked="" type="radio"/> | <input type="radio"/> |
| 8 or more students took MI-Access. | <input type="radio"/> | <input checked="" type="radio"/> |

| Question | Yes | No |
|--|-----------------------|----------------------------------|
| Did the district operate a center-based program or regional collaborative for students with significant cognitive impairments (serving students from in and outside of the district within a region or ISD)? | <input type="radio"/> | <input checked="" type="radio"/> |

Utilizing the Alternate Assessment data reports, complete the following table.

| Assessment Data Table | Number |
|--|--------|
| Total Number of students tested overall | |
| Total Number of students tested with MI-Access | |
| Students in center-based program from outside district | |
| Adjusted Total | 0 |
| Adjusted Participation Number | 0 |
| Adjusted Rate | 0% |

Please describe other justification as it specifically relates to Covid-19 and the Coronavirus Pandemic:

| |
|--|
| During the 2020-2021 school year, although DIA students learned virtually, students who receive specialized services were given the option to come into the building for services. For the |
|--|

statewide assessment and statewide alternate assessment, students came into the building to test face-to-face.

Please describe other justification:

N/A

2022 Projected Participation Rate

| Projected Participation Rate 2021 | Number |
|--|--------|
| District's Projected Participation Rate for 2021 (per the response on the 2020 alternate assessment projected participation form) | 2.5% |

Using students' IEP information, Michigan School Data System (MSDS), and other current data, complete the following table to calculate the 2022 projected participation rate.

| Projected Participation Rate 2022 | Number |
|---|--------|
| Total Number of students enrolled in grades 3, 4, 5, 6, 7, 8, 11 | 336 |
| Total number of students whose IEPs designate MI-Access for state summative assessments in any content area | 3 |
| Projected Participation Rate for 2022 | 0.9% |

Local Plan

After reviewing all of the member district data for participation rates on the alternate assessment (MI-Access), detail below a summarized plan for providing professional development. This may include but is not limited to training on assessment selection, alternate assessment, alternate content standards, or planning for specialized instruction.

| Audience | Topics and Method of Training | Date |
|--|--|----------|
| Special Education Teachers, Administrators | The district will provide additional training on assessment selection using MDE's Assessment Selection Guidelines Training Webinar and MDE's Assessment Selection Interactive Decision-Making Tool. | 3/3/2022 |
| Parents | The district will provide information to parents regarding statewide assessment and statewide alternate assessment participation, as well as the implications this decision may have on completing high school diploma requirements. | 2/3/2022 |

Disproportionality

| Question | Yes | No |
|--|-----------------------|----------------------------------|
| Did the member district receive notification from the ISD regarding disproportionality in participation in the alternate assessment? | <input type="radio"/> | <input checked="" type="radio"/> |

Resources and Technical Assistance

| Question | Yes | No |
|--|-----------------------|----------------------------------|
| Does the member district require additional resources and technical assistance from the ISD or MDE to ensure students are being assessed using the most appropriate state summative assessment tool based on the state guidelines? | <input type="radio"/> | <input checked="" type="radio"/> |

Please detail the need for additional resources and technical assistance.

Assurances

Please provide the following assurances.

| Question | Yes | No |
|---|----------------------------------|-----------------------|
| The member district IEP team members follow the state guidelines for participation in the alternate assessment. | <input checked="" type="radio"/> | <input type="radio"/> |
| The member district allows IEP team members to decide which students take an alternate assessment. | <input checked="" type="radio"/> | <input type="radio"/> |
| The member district addresses any issues of disproportionality in statewide assessment. | <input checked="" type="radio"/> | <input type="radio"/> |

District Comments

ISD Comments

(required if ISD is returning to district for modifications)

A screenshot of a rich text editor toolbar. The toolbar contains icons for cut, copy, paste, undo, redo, bold, italic, underline, bulleted list, numbered list, decrease indent, increase indent, link, and unlink. Below the toolbar is a large, empty text area.

Detroit Leadership Academy (82722)

Instructions

This page uses data entered by Detroit Leadership Academy (82722) for ISD review. ISDs may accept this district submission by clicking **Accept District Form**. Alternatively, ISDs may return this form for modifications by clicking **Return for Modifications**. When this form is accepted by the ISD, the applicable district information will need to be included in the ISD Summary Justification Form.

Data

Below are the 1% Participation Rates for Detroit Leadership Academy (82722):

| Content Area | Total Tested | Alternate Tested | Spring 2021 Participation Rate |
|-----------------------|--------------|------------------|--------------------------------|
| English Language Arts | 279 | 11 | 3.9 |
| Mathematics | 274 | 10 | 3.6 |
| Science | 81 | 4 | 4.9 |
| Social Studies | 82 | 8 | 9.8 |

Professional Development Provided

| Question | Yes | No |
|---|----------------------------------|-----------------------|
| Did the individualized education program (IEP) teams utilize the state guidelines for participation in the alternate assessment to make assessment participation decisions? | <input checked="" type="radio"/> | <input type="radio"/> |

Please list professional development, informational sessions, and technical assistance provided regarding the 1% Cap and/or assessment selection and participation for the 2020-2021 school year.

| Audience | Date Occurred | Topics and Method of Training | Delivered by |
|----------------------------|---------------|--|----------------|
| Special Education staff | 8/23/2021 | Deciding appropriate placement | District Staff |
| Special Education teachers | 12/1/2021 | Choosing the appropriate test for students | District Staff |

Contributing Factors

| Question | Yes | No |
|--|----------------------------------|----------------------------------|
| Did the district test fewer than 500 students total using statewide assessments? | <input checked="" type="radio"/> | <input type="radio"/> |
| Fewer than 8 students took MI-Access. | <input type="radio"/> | <input checked="" type="radio"/> |
| 8 or more students took MI-Access. | <input checked="" type="radio"/> | <input type="radio"/> |

| Question | Yes | No |
|--|-----------------------|----------------------------------|
| Did the district operate a center-based program or regional collaborative for students with significant cognitive impairments (serving students from in and outside of the district within a region or ISD)? | <input type="radio"/> | <input checked="" type="radio"/> |

Utilizing the Alternate Assessment data reports, complete the following table.

| Assessment Data Table | Number |
|--|--------|
| Total Number of students tested overall | |
| Total Number of students tested with MI-Access | |
| Students in center-based program from outside district | |
| Adjusted Total | 0 |
| Adjusted Participation Number | 0 |
| Adjusted Rate | 0% |

Please describe other justification as it specifically relates to Covid-19 and the Coronavirus Pandemic:

Covid 19 has negatively impacted all students including those who have been assigned to take the MI-Access

Please describe other justification:

DLA is a pk-12 district that had 279 students take the state assessment. Of the 279 students who tested, 11 took the alternate assessment. The alternate assessment is determined best for these 11 students based on their achievement, cognitive and adaptive abilities.

| Projected Participation Rate 2021 | Number |
|--|--------|
| District's Projected Participation Rate for 2021 (per the response on the 2020 alternate assessment projected participation form) | 2.5% |

| Projected Participation Rate 2022 | Number |
|---|--------|
| Total Number of students enrolled in grades 3, 4, 5, 6, 7, 8, 11 | 367 |
| Total number of students whose IEPs designate MI-Access for state summative assessments in any content area | 11 |
| Projected Participation Rate for 2022 | 3% |

| Audience | Topics and Method of Training | Date |
|-------------------------|---|----------|
| special education staff | Determining appropriate placement and testing | 3/9/2022 |


| Question | Yes | No |
|--|-----------------------|----------------------------------|
| Did the member district receive notification from the ISD regarding disproportionality in participation in the alternate assessment? | <input type="radio"/> | <input checked="" type="radio"/> |

| Question | Yes | No |
|--|-----------------------|----------------------------------|
| Does the member district require additional resources and technical assistance from the ISD or MDE to ensure students are being assessed using the most appropriate state summative assessment tool based on the state guidelines? | <input type="radio"/> | <input checked="" type="radio"/> |

| Question | Yes | No |
|---|----------------------------------|-----------------------|
| The member district IEP team members follow the state guidelines for participation in the alternate assessment. | <input checked="" type="radio"/> | <input type="radio"/> |
| The member district allows IEP team members to decide which students take an alternate assessment. | <input checked="" type="radio"/> | <input type="radio"/> |
| The member district addresses any issues of disproportionality in statewide assessment. | <input checked="" type="radio"/> | <input type="radio"/> |

We will work diligent to try and stay within the 1%

equipped with 150 GB of storage for documents, images, and



Detroit Merit Charter Academy (82974)

Instructions

This page uses data entered by Detroit Merit Charter Academy (82974) for ISD review. ISDs may accept this district submission by clicking **Accept District Form**. Alternatively, ISDs may return this form for modifications by clicking **Return for Modifications**. When this form is accepted by the ISD, the applicable district information will need to be included in the ISD Summary Justification Form.

Data

Below are the 1% Participation Rates for Detroit Merit Charter Academy (82974):

| Content Area | Total Tested | Alternate Tested | Spring 2021 Participation Rate |
|-----------------------|--------------|------------------|--------------------------------|
| English Language Arts | 233 | 2 | 0.9 |
| Mathematics | 221 | 2 | 0.9 |
| Science | 71 | 2 | 2.8 |
| Social Studies | 75 | 0 | 0 |

Professional Development Provided

| Question | Yes | No |
|---|----------------------------------|-----------------------|
| Did the individualized education program (IEP) teams utilize the state guidelines for participation in the alternate assessment to make assessment participation decisions? | <input checked="" type="radio"/> | <input type="radio"/> |

Please list professional development, informational sessions, and technical assistance provided regarding the 1% Cap and/or assessment selection and participation for the 2020-2021 school year.

| Audience | Date Occurred | Topics and Method of Training | Delivered by |
|------------------------------|---------------|---|----------------|
| Administrators overseeing SE | 9/18/2020 | Considerations for Alternate Assessment | District Staff |
| SE Providers | 12/9/2020 | Considerations for Alternate Assessment Sharing of resources to support decision | District Staff |

Contributing Factors

| Question | Yes | No |
|--|----------------------------------|----------------------------------|
| Did the district test fewer than 500 students total using statewide assessments? | <input checked="" type="radio"/> | <input type="radio"/> |
| Fewer than 8 students took MI-Access. | <input checked="" type="radio"/> | <input type="radio"/> |
| 8 or more students took MI-Access. | <input type="radio"/> | <input checked="" type="radio"/> |

| Question | Yes | No |
|--|-----------------------|----------------------------------|
| Did the district operate a center-based program or regional collaborative for students with significant cognitive impairments (serving students from in and outside of the district within a region or ISD)? | <input type="radio"/> | <input checked="" type="radio"/> |

Utilizing the Alternate Assessment data reports, complete the following table.

| Assessment Data Table | Number |
|--|--------|
| Total Number of students tested overall | |
| Total Number of students tested with MI-Access | |
| Students in center-based program from outside district | |
| Adjusted Total | 0 |
| Adjusted Participation Number | 0 |
| Adjusted Rate | 0% |

Please describe other justification as it specifically relates to Covid-19 and the Coronavirus Pandemic:

Please describe other justification:

We are a charter school with only 71 students who took the Science M-Step. Of those 71, only 2 Students took the MI-Access.

2022 Projected Participation Rate

| Projected Participation Rate 2021 | Number |
|--|--------|
| District's Projected Participation Rate for 2021 (per the response on the 2020 alternate assessment projected participation form) | 0.6% |

Using students' IEP information, Michigan School Data System (MSDS), and other current data, complete the following table to calculate the 2022 projected participation rate.

| Projected Participation Rate 2022 | Number |
|---|--------|
| Total Number of students enrolled in grades 3, 4, 5, 6, 7, 8, 11 | 440 |
| Total number of students whose IEPs designate MI-Access for state summative assessments in any content area | 0 |
| Projected Participation Rate for 2022 | 0% |

Local Plan

After reviewing all of the member district data for participation rates on the alternate assessment (MI-Access), detail below a summarized plan for providing professional development. This may include but is not limited to training on assessment selection, alternate assessment, alternate content standards, or planning for specialized instruction.

| Audience | Topics and Method of Training | Date |
|------------------------|--|-----------|
| Special Education Team | Discuss the flow chart in making decisions regarding students taking the alternate assessment for state testing. | 1/12/2022 |

Disproportionality

| Question | Yes | No |
|--|-----------------------|----------------------------------|
| Did the member district receive notification from the ISD regarding disproportionality in participation in the alternate assessment? | <input type="radio"/> | <input checked="" type="radio"/> |

Resources and Technical Assistance

| Question | Yes | No |
|--|-----------------------|----------------------------------|
| Does the member district require additional resources and technical assistance from the ISD or MDE to ensure students are being assessed using the most appropriate state summative assessment tool based on the state guidelines? | <input type="radio"/> | <input checked="" type="radio"/> |

Please detail the need for additional resources and technical assistance.

Assurances

Please provide the following assurances


| Question | Yes | No |
|---|----------------------------------|-----------------------|
| The member district IEP team members follow the state guidelines for participation in the alternate assessment. | <input checked="" type="radio"/> | <input type="radio"/> |
| The member district allows IEP team members to decide which students take an alternate assessment. | <input checked="" type="radio"/> | <input type="radio"/> |
| The member district addresses any issues of disproportionality in statewide assessment. | <input checked="" type="radio"/> | <input type="radio"/> |


District Comments

Because each of our schools is its own district, it doesn't take more than a couple of students to exceed the 1% threshold. We do ensure that teams are familiar with the resources such as 'Should My Student Take the Alternate Assessment' and we look closely at each student's individual needs when considering the Alternate Assessment.

ISD Comments

(required if ISD is returning to district for modifications)





Distinctive College Prep. (82763)

Instructions

This page uses data entered by Distinctive College Prep. (82763) for ISD review. ISDs may accept this district submission by clicking **Accept District Form**. Alternatively, ISDs may return this form for modifications by clicking **Return for Modifications**. When this form is accepted by the ISD, the applicable district information will need to be included in the ISD Summary Justification Form.

Data

Below are the 1% Participation Rates for Distinctive College Prep. (82763):

| Content Area | Total Tested | Alternate Tested | Spring 2021 Participation Rate |
|-----------------------|--------------|------------------|--------------------------------|
| English Language Arts | 96 | 2 | 2.1 |
| Mathematics | 97 | 3 | 3.1 |
| Science | 16 | 0 | 0 |
| Social Studies | 25 | 2 | 8 |

Professional Development Provided

| Question | Yes | No |
|---|----------------------------------|-----------------------|
| Did the individualized education program (IEP) teams utilize the state guidelines for participation in the alternate assessment to make assessment participation decisions? | <input checked="" type="radio"/> | <input type="radio"/> |

Please list professional development, informational sessions, and technical assistance provided regarding the 1% Cap and/or assessment selection and participation for the 2020-2021 school year.

| Audience | Date Occurred | Topics and Method of Training | Delivered by |
|---|---------------|--|--|
| Special Education Teachers, Assessment Proctors, and District/Building Testing Coordinators | 3/18/2021 | Assessment Integrity: Michigan Standards for Professional and Ethical Conduct in Test Administration and Reporting (Virtual Training with materials provided by MDE) | District Staff Camille Hibbler |
| Special Education Teachers, Assessment Proctors, and District/Building Testing Coordinators | 3/25/2021 | M-Step Proctor Training (Virtual Training with materials provided by MDE) | District Staff |
| Special Education Teachers, Assessment Proctors, and District/Building Testing Coordinators | 4/7/2021 | M-Step/MI-Access Accommodations | District Staff Camille Hibbler/Angela Parkman |
| Special Education Teachers, Assessment Proctors, and District/Building Testing Coordinators | 4/16/2021 | MI-Access Proctor Training (Virtual Training with materials provided by MDE) | District Staff Camille Hibbler/Angela Parkman |

Contributing Factors

| Question | Yes | No |
|--|----------------------------------|----------------------------------|
| Did the district test fewer than 500 students total using statewide assessments? | <input checked="" type="radio"/> | <input type="radio"/> |
| Fewer than 8 students took MI-Access. | <input checked="" type="radio"/> | <input type="radio"/> |
| 8 or more students took MI-Access. | <input type="radio"/> | <input checked="" type="radio"/> |

| Question | Yes | No |
|--|-----------------------|----------------------------------|
| Did the district operate a center-based program or regional collaborative for students with significant cognitive impairments (serving students from in and outside of the district within a region or ISD)? | <input type="radio"/> | <input checked="" type="radio"/> |

Utilizing the Alternate Assessment data reports, complete the following table.

| Assessment Data Table | Number |
|--|--------|
| Total Number of students tested overall | |
| Total Number of students tested with MI-Access | |
| Students in center-based program from outside district | |
| Adjusted Total | 0 |
| Adjusted Participation Number | 0 |
| Adjusted Rate | 0% |

Please describe other justification as it specifically relates to Covid-19 and the Coronavirus Pandemic:

| |
|------|
| None |
|------|

Please describe other justification:

| |
|------|
| None |
|------|

2022 Projected Participation Rate

| Projected Participation Rate 2021 | Number |
|--|--------|
| District's Projected Participation Rate for 2021 (per the response on the 2020 alternate assessment projected participation form) | 2.4% |

Using students' IEP information, Michigan School Data System (MSDS), and other current data, complete the following table to calculate the 2022 projected participation rate.

| Projected Participation Rate 2022 | Number |
|---|--------|
| Total Number of students enrolled in grades 3, 4, 5, 6, 7, 8, 11 | 471 |
| Total number of students whose IEPs designate MI-Access for state summative assessments in any content area | 9 |
| Projected Participation Rate for 2022 | 1.9% |

Local Plan

After reviewing all of the member district data for participation rates on the alternate assessment (MI-Access), detail below a summarized plan for providing professional development. This may include but is not limited to training on assessment selection, alternate assessment, alternate content standards, or planning for specialized instruction.

| Audience | Topics and Method of Training | Date |
|--|--|-----------|
| Special Education Teachers and District/Building Testing Coordinators | How to determine if MI-Access is an appropriate alternate assessment and if so, how to determine which MI-Access assessment is appropriate (Participation, Supported Independence, or Functional Independence). (Virtual Training) | 3/7/2022 |
| Special Education Teachers and District/Building Testing Coordinators | State approved accommodations for M-Step/MI-Access (Virtual Training) | 3/9/2022 |
| Special Education Teachers and District/Building Testing Coordinators | Recording Students' Responses for MI-Access (Virtual Training) | 3/11/2022 |
| Special Education Teachers, Testing Proctors, and District/Building Testing Coordinators | Assessment Integrity: Michigan Standards for Professional and Ethical Conduct in Test Administration and Reporting (Virtual Training) | 3/14/2022 |
| Special Education Teachers, Testing Proctors, and District/Building Testing Coordinators | M-Step/MI Access Proctor Training | 3/16/2022 |

Disproportionality

| Question | Yes | No |
|--|-----------------------|----------------------------------|
| Did the member district receive notification from the ISD regarding disproportionality in participation in the alternate assessment? | <input type="radio"/> | <input checked="" type="radio"/> |

Resources and Technical Assistance

| Question | Yes | No |
|--|-----------------------|----------------------------------|
| Does the member district require additional resources and technical assistance from the ISD or MDE to ensure students are being assessed using the most appropriate state summative assessment tool based on the state guidelines? | <input type="radio"/> | <input checked="" type="radio"/> |

Please detail the need for additional resources and technical assistance.

| |
|--|
| |
|--|

Assurances

Please provide the following assurances.

| Question | Yes | No |
|---|----------------------------------|-----------------------|
| The member district IEP team members follow the state guidelines for participation in the alternate assessment. | <input checked="" type="radio"/> | <input type="radio"/> |
| The member district allows IEP team members to decide which students take an alternate assessment. | <input checked="" type="radio"/> | <input type="radio"/> |

The member district addresses any issues of disproportionality in statewide assessment.

District Comments

None

ISD Comments

(required if ISD is returning to district for modifications)

A screenshot of a web browser toolbar. The toolbar contains several icons: a pair of scissors for cutting, a document with an arrow for copying, a document with a checkmark for pasting, a document with a magnifying glass for finding, a left arrow for back, a right arrow for forward, a dropdown menu with 'ABC' and a checkmark for spell check, bold (B), italic (I), and underline (U) text formatting buttons, a list of three horizontal lines for bulleted list, a list of three horizontal lines with a square for numbered list, a list of three horizontal lines with a square and a right arrow for indent, a list of three horizontal lines with a square and a left arrow for outdent, a list of three horizontal lines with a square and a double right arrow for full width, a list of three horizontal lines with a square and a double left arrow for full width, and a speech bubble icon for comments.

Dove Academy of Detroit (82930)

Instructions

This page uses data entered by Dove Academy of Detroit (82930) for ISD review. ISDs may accept this district submission by clicking **Accept District Form**. Alternatively, ISDs may return this form for modifications by clicking **Return for Modifications**. When this form is accepted by the ISD, the applicable district information will need to be included in the ISD Summary Justification Form.

Data

Below are the 1% Participation Rates for Dove Academy of Detroit (82930):

| Content Area | Total Tested | Alternate Tested | Spring 2021 Participation Rate |
|-----------------------|--------------|------------------|--------------------------------|
| English Language Arts | 14 | 1 | 7.1 |
| Mathematics | 13 | 1 | 7.7 |
| Science | 23 | 0 | 0 |
| Social Studies | 21 | 1 | 4.8 |

Professional Development Provided

| Question | Yes | No |
|---|----------------------------------|-----------------------|
| Did the individualized education program (IEP) teams utilize the state guidelines for participation in the alternate assessment to make assessment participation decisions? | <input checked="" type="radio"/> | <input type="radio"/> |

Please list professional development, informational sessions, and technical assistance provided regarding the 1% Cap and/or assessment selection and participation for the 2020-2021 school year.

| Audience | Date Occurred | Topics and Method of Training | Delivered by |
|-------------------------|---------------|--|--|
| Special Education Teams | 12/4/2020 | What is MIACCESS, 1%, flow chart, and past data review | District Staff Sarah Vander Baan and Nick Stage |
| Leaders | 10/16/2020 | What is MIACCESS, 1%, flow chart, and past data review | District Staff Sarah Vander Baan |

Contributing Factors

| Question | Yes | No |
|--|----------------------------------|----------------------------------|
| Did the district test fewer than 500 students total using statewide assessments? | <input checked="" type="radio"/> | <input type="radio"/> |
| Fewer than 8 students took MI-Access. | <input checked="" type="radio"/> | <input type="radio"/> |
| 8 or more students took MI-Access. | <input type="radio"/> | <input checked="" type="radio"/> |

| Question | Yes | No |
|--|-----------------------|----------------------------------|
| Did the district operate a center-based program or regional collaborative for students with significant cognitive impairments (serving students from in and outside of the district within a region or ISD)? | <input type="radio"/> | <input checked="" type="radio"/> |

Utilizing the Alternate Assessment data reports, complete the following table.

| Assessment Data Table | Number |
|--|--------|
| Total Number of students tested overall | |
| Total Number of students tested with MI-Access | |
| Students in center-based program from outside district | |
| Adjusted Total | 0 |
| Adjusted Participation Number | 0 |
| Adjusted Rate | 0% |

Please describe other justification as it specifically relates to Covid-19 and the Coronavirus Pandemic:

Due to COVID, Dove had a lower amount of MSTEP assessment takes so this was an outlier in data.

Please describe other justification:

The IEP teams determine who takes MI-ACCESS based on individual data and the flow chart.

2022 Projected Participation Rate

| Projected Participation Rate 2021 | Number |
|--|--------|
| District's Projected Participation Rate for 2021 (per the response on the 2020 alternate assessment projected participation form) | 1.4% |

Using students' IEP information, Michigan School Data System (MSDS), and other current data, complete the following table to calculate the 2022 projected participation rate.

| Projected Participation Rate 2022 | Number |
|---|--------|
| Total Number of students enrolled in grades 3, 4, 5, 6, 7, 8, 11 | 289 |
| Total number of students whose IEPs designate MI-Access for state summative assessments in any content area | 4 |
| Projected Participation Rate for 2022 | 1.4% |

Local Plan

After reviewing all of the member district data for participation rates on the alternate assessment (MI-Access), detail below a summarized plan for providing professional development. This may include but is not limited to training on assessment selection, alternate assessment, alternate content standards, or planning for specialized instruction.

| Audience | Topics and Method of Training | Date |
|-------------------------|---|-----------|
| Special education staff | What is MIACCESS, 1%, flow chart, review of past data | 3/4/2022 |
| Leaders | What is MIACCESS, 1%, flow chart, review of past data | 2/22/2022 |

Disproportionality

| Question | Yes | No |
|--|-----------------------|----------------------------------|
| Did the member district receive notification from the ISD regarding disproportionality in participation in the alternate assessment? | <input type="radio"/> | <input checked="" type="radio"/> |

Resources and Technical Assistance

| Question | Yes | No |
|--|-----------------------|----------------------------------|
| Does the member district require additional resources and technical assistance from the ISD or MDE to ensure students are being assessed using the most appropriate state summative assessment tool based on the state guidelines? | <input type="radio"/> | <input checked="" type="radio"/> |

Please detail the need for additional resources and technical assistance.

Assurances

Please provide the following assurances.


| Question | Yes | No |
|---|----------------------------------|-----------------------|
| The member district IEP team members follow the state guidelines for participation in the alternate assessment. | <input checked="" type="radio"/> | <input type="radio"/> |
| The member district allows IEP team members to decide which students take an alternate assessment. | <input checked="" type="radio"/> | <input type="radio"/> |
| The member district addresses any issues of disproportionality in statewide assessment. | <input checked="" type="radio"/> | <input type="radio"/> |

District Comments

| |
|--|
| |
|--|

ISD Comments

(required if ISD is returning to district for modifications)



Detroit Public Schools Community District (82015)

Instructions

This page uses data entered by Detroit Public Schools Community District (82015) for ISD review. ISDs may accept this district submission by clicking **Accept District Form**. Alternatively, ISDs may return this form for modifications by clicking **Return for Modifications**. When this form is accepted by the ISD, the applicable district information will need to be included in the ISD Summary Justification Form.

Data

Below are the 1% Participation Rates for Detroit Public Schools Community District (82015):

| Content Area | Total Tested | Alternate Tested | Spring 2021 Participation Rate |
|-----------------------|--------------|------------------|--------------------------------|
| English Language Arts | 3452 | 73 | 2.1 |
| Mathematics | 3373 | 70 | 2.1 |
| Science | 993 | 32 | 3.2 |
| Social Studies | 962 | 22 | 2.3 |

Professional Development Provided

| Question | Yes | No |
|---|----------------------------------|-----------------------|
| Did the individualized education program (IEP) teams utilize the state guidelines for participation in the alternate assessment to make assessment participation decisions? | <input checked="" type="radio"/> | <input type="radio"/> |

Please list professional development, informational sessions, and technical assistance provided regarding the 1% Cap and/or assessment selection and participation for the 2020-2021 school year.

| Audience | Date Occurred | Topics and Method of Training | Delivered by |
|---|---------------|--|----------------|
| Special Education Teachers and Supervisors | 11/9/2020 | The virtual training facilitated by the Compliance Department within the Office of Exceptional Student Education provided participants with full implementation of the IEP, including state assessments, decision making decisions, data collection and analysis and use of accommodations throughout the school year. Prerecorded training was made available until June 30, 2021. | District Staff |
| Parents | 11/12/2020 | The virtual training facilitated by the Compliance Department within the Office of Exceptional Student Education provided parents with the state/district assessments decision making process, data collection and analysis and use of accommodations throughout the school year. . | District Staff |
| General Education Teachers and Special Education Teachers | 1/28/2021 | The virtual training facilitated by the DPSCD Assessment Team and the Office of Exceptional Student Education provided school building assessment teams (general education, special education and administrators) with guidance on Spring 2021 State Assessments including MI-Access. Participants received information on state provided assessment resources, identification of students that require supports and accommodations, decision making process, data collection and analysis and use of accommodations throughout the school year. | District Staff |
| Special Education Teachers and Special Education Teachers | 2/3/2021 | The virtual training facilitated by the Compliance Department within the Office of Exceptional Student Education provided participants with a step by step process for developing a compliant and comprehensive IEP by utilizing "FRESH" current data, creating S.M.A.R.T. goals, identifying appropriate supplementary aids and services, identification and rationale for district/state assessments ,completing progress monitoring, and considering extended school year (ESY). Prerecorded training was made available until June 30, 2021. | District Staff |

Contributing Factors

| Question | Yes | No |
|--|----------------------------------|----------------------------------|
| Did the district test fewer than 500 students total using statewide assessments? | <input type="radio"/> | <input checked="" type="radio"/> |
| Fewer than 8 students took MI-Access. | <input type="radio"/> | <input checked="" type="radio"/> |
| 8 or more students took MI-Access. | <input checked="" type="radio"/> | <input type="radio"/> |

| Question | Yes | No |
|--|----------------------------------|-----------------------|
| Did the district operate a center-based program or regional collaborative for students with significant cognitive impairments (serving students from in and outside of the district within a region or ISD)? | <input checked="" type="radio"/> | <input type="radio"/> |

Utilizing the Alternate Assessment data reports, complete the following table.

| Assessment Data Table | Number |
|--|--------|
| Total Number of students tested overall | 8785 |
| Total Number of students tested with MI-Access | 197 |
| Students in center-based program from outside district | 0 |
| Adjusted Total | 8785 |
| Adjusted Participation Number | 197 |
| Adjusted Rate | 2.2% |

Please describe other justification as it specifically relates to Covid-19 and the Coronavirus Pandemic:

During the 2020-2021 school year the mode of instruction was provided virtually. Students were provided with equitable access to technology and internet necessary to participate in daily instruction and exposure to academic standards that apply for each students grade level or courses in the same scope and sequence as the District had planned for that exposure to occur for in-person instruction. Furthermore, the Detroit Public Schools Community District Homework Hotline is a free resource available for all DPSCD students that encourages outstanding achievement by giving students an additional platform to ask for help and emphasize problem solving skills. Students and families can call in for help with Literacy and/or Math homework. To provide additional support to students and families learning online, in November 2020 the District launched 13 Technology and Family Support Hubs on December 1, 2020. These hubs provided technology and online learning assistance, family supports, and access to other resources such as nurses and Exceptional Student Education specialists.

Although federal and state law requires the administration of statewide assessments every year, for Spring 2021 Summative Assessments, MDE was seeking a waiver of the federal requirement to administer the Spring 2021 assessments due to the ongoing pandemic. Detroit Public Schools Community District prepared for an opt-in model of testing, where all students would have the opportunity to test but would need to opt-in. Students that opted into testing had to report to their school site during the assessment administration window.

Please describe other justification:

Detroit Public Schools Community District is one of the largest school districts in the state of Michigan serving approximately 5,882 (11%) of students with an IEP. There are 27 school districts whose students we serve as the operating district. Approximately 78% of DPSCD students are eligible for free and/or reduced lunch. The district is a center based provider in Wayne County for moderate to severe ACT 18 programs including: ASD, MOCI, SCI, SXI, Dual Diagnose, Day Treatment (EI), POHI, DHH, VI, Early Intervention and Post Secondary Work Skills. DPSCD students with moderate to severe disabilities remain in the district where they receive programs and services as defined in each student's IEP. Characteristics of majority of the students in the DPSCD Act 18 program include significant cognitive abilities, have a disability or multiple disabilities that significantly impact intellectual functioning, the student is working toward alternate content standards (Common Core Essential Elements), which of the following are most closely aligned to the student's goals and objectives and instructional approach, in which students requires extensive individualized instruction and/or supports, adaptive behaviors are significantly impacted, significant difficulties communicating, individual needs of students will impact the post-secondary outcomes and require life long support.

In addition, the ACT 18 moderate to severe programs for DPSCD students, the district currently has 70 MICI classrooms for resident students. The instruction provided for students in a MICI program is individualized, functional and aligned to the alternate content standards (Common Core Essential Elements).

DPSCD continues to face challenges with recruiting and retaining highly qualified educational staff including teaching, ancillary and support staff. Districts across the state of Michigan, including DPSCD are facing staff shortages that is even more exasperated due to the COVID-19 pandemic. Over the past four years, the number of staff vacancies within DPSCD continues to decline, staff recruitment and retention continues to significantly impact the consistent and appropriate implementation of District procedures.

2022 Projected Participation Rate

| Projected Participation Rate 2021 | Number |
|--|--------|
| District's Projected Participation Rate for 2021 (per the response on the 2020 alternate assessment projected participation form) | 3.8% |

Using students' IEP information, Michigan School Data System (MSDS), and other current data, complete the following table to calculate the 2022 projected participation rate.

| Projected Participation Rate 2022 | Number |
|---|--------|
| Total Number of students enrolled in grades 3, 4, 5, 6, 7, 8, 11 | 25714 |
| Total number of students whose IEPs designate MI-Access for state summative assessments in any content area | 983 |
| Projected Participation Rate for 2022 | 3.8% |

Local Plan

After reviewing all of the member district data for participation rates on the alternate assessment (MI-Access), detail below a summarized plan for providing professional development. This may include but is not limited to training on assessment selection, alternate assessment, alternate content standards, or planning for specialized instruction.

| Audience | Topics and Method of Training | Date |
|---|---|-----------|
| Building Administrators and District Central Office Staff | A virtual training session was held with building administrators and district central office administrators regarding the MI-Access overview, performance level indicators, who should take the alternative assessments and interpretation of testing results to determine if the student is taking the appropriate state assessment. Building administrators were then tasked with sharing the assessment results with their school based teams to be used during a professional learning opportunity for the interpretation of assessment results and action steps. | 12/9/2021 |

| | | |
|---|---|-----------|
| | for the interpretation of assessment results and action steps. | |
| General Education Teachers, Special Education Teachers and Administrators | A virtual training session will be held for the Spring 2022 State Assessments. The District Assessment Team holds the Winter Assessment Convening every year to provide designated time for school assessment teams to come together to plan for the administration of the spring summative assessments. There are several state-required tasks that will need to be completed by the school assessment team as we prepare for spring testing. The Winter Assessment Convening will serve as an opportunity for staff to familiarize themselves with those tasks and work with your team to complete them. Additional training will be provided regarding State Alternative Assessments and understanding the accommodations options available to support students. | 1/18/2022 |
| Special Education Teachers, Service Providers and Administrators | The virtual training will provide participants with full implementation of the IEP, including state assessments, decision making decisions, data collection and analysis and use of accommodations throughout the school year. Prerecorded training will be made available until June 30, 2023. | 1/24/2022 |
| Parents | The virtual training will provide participants with full implementation of the IEP, including state assessments, decision making process, data collection and analysis and use of accommodations throughout the school year. | 4/22/2022 |
| Special Education Teachers and Service Providers | The virtual training will provide participants with a step by step process for developing a compliant and comprehensive IEP by utilizing "FRESH" current data, creating S.M.A.R.T. goals, identifying appropriate supplementary aids and services, identification and rationale for district/state assessments ,completing progress monitoring, and considering extended school year (ESY). Prerecorded sessions will be made available until August 19, 2022. | 6/27/2022 |

Disproportionality

| Question | Yes | No |
|--|-----------------------|----------------------------------|
| Did the member district receive notification from the ISD regarding disproportionality in participation in the alternate assessment? | <input type="radio"/> | <input checked="" type="radio"/> |

Resources and Technical Assistance

| Question | Yes | No |
|--|-----------------------|----------------------------------|
| Does the member district require additional resources and technical assistance from the ISD or MDE to ensure students are being assessed using the most appropriate state summative assessment tool based on the state guidelines? | <input type="radio"/> | <input checked="" type="radio"/> |

Please detail the need for additional resources and technical assistance.

Assurances

Please provide the following assurances.

| Question | Yes | No |
|---|----------------------------------|-----------------------|
| The member district IEP team members follow the state guidelines for participation in the alternate assessment. | <input checked="" type="radio"/> | <input type="radio"/> |
| The member district allows IEP team members to decide which students take an alternate assessment. | <input checked="" type="radio"/> | <input type="radio"/> |
| The member district addresses any issues of disproportionality in statewide assessment. | <input checked="" type="radio"/> | <input type="radio"/> |

District Comments

Detroit Public Schools Community District will continue to provide district/state assessment training to all stakeholders to ensure only those students who meet the criteria to take the state alternative assessment do so. The district makes every effort to ensure that there is an annual review of student data to determine the effect of their disability on adaptive behavior, need for adaptive materials and need for extensive and repeated individualized instruction in the least restrictive environment to ensure that students are placed appropriately. The Office of Exceptional Student Education (ESE) is seeking multiple means for the delivery of professional development to ensure stakeholders have access to relevant training at the time is needed. Training will include topics specific to the decision making process for district/state assessments, data collection and analysis and specialized instruction.

ISD Comments

(required if ISD is returning to district for modifications)



Ecorse Public Schools (82250)

Instructions

This page uses data entered by Ecorse Public Schools (82250) for ISD review. ISDs may accept this district submission by clicking **Accept District Form**. Alternatively, ISDs may return this form for modifications by clicking **Return for Modifications**. When this form is accepted by the ISD, the applicable district information will need to be included in the ISD Summary Justification Form.

Data

Below are the 1% Participation Rates for Ecorse Public Schools (82250):

| Content Area | Total Tested | Alternate Tested | Spring 2021 Participation Rate |
|-----------------------|--------------|------------------|--------------------------------|
| English Language Arts | 258 | 3 | 1.2 |
| Mathematics | 256 | 3 | 1.2 |
| Science | 103 | 0 | 0 |
| Social Studies | 105 | 3 | 2.9 |

Professional Development Provided

| Question | Yes | No |
|---|----------------------------------|-----------------------|
| Did the individualized education program (IEP) teams utilize the state guidelines for participation in the alternate assessment to make assessment participation decisions? | <input checked="" type="radio"/> | <input type="radio"/> |

Please list professional development, informational sessions, and technical assistance provided regarding the 1% Cap and/or assessment selection and participation for the 2020-2021 school year.

| Audience | Date Occurred | Topics and Method of Training | Delivered by |
|-------------------|---------------|---|----------------|
| Special Ed Staff | 12/3/2021 | State / Local Assessments and Alternate Assessments - Virtual - District Staff PD | District Staff |
| Service Providers | 12/3/2021 | State / Local Assessments and Alternate Assessments - Virtual - District Staff PD | District Staff |

Contributing Factors

| Question | Yes | No |
|--|----------------------------------|----------------------------------|
| Did the district test fewer than 500 students total using statewide assessments? | <input checked="" type="radio"/> | <input type="radio"/> |
| Fewer than 8 students took MI-Access. | <input checked="" type="radio"/> | <input type="radio"/> |
| 8 or more students took MI-Access. | <input type="radio"/> | <input checked="" type="radio"/> |

| Question | Yes | No |
|--|-----------------------|----------------------------------|
| Did the district operate a center-based program or regional collaborative for students with significant cognitive impairments (serving students from in and outside of the district within a region or ISD)? | <input type="radio"/> | <input checked="" type="radio"/> |

Utilizing the Alternate Assessment data reports, complete the following table.

| Assessment Data Table | Number |
|--|--------|
| Total Number of students tested overall | |
| Total Number of students tested with MI-Access | |
| Students in center-based program from outside district | |
| Adjusted Total | 0 |
| Adjusted Participation Number | 0 |
| Adjusted Rate | 0% |

Please describe other justification as it specifically relates to Covid-19 and the Coronavirus Pandemic:

Please describe other justification:

Students LRE are serviced in the district in cross categorical program and resource programs whose IEP team members determined best assessment

2022 Projected Participation Rate

| Projected Participation Rate 2021 | Number |
|--|--------|
| District's Projected Participation Rate for 2021 (per the response on the 2020 alternate assessment projected participation form) | 3.3% |

Using students' IEP information, Michigan School Data System (MSDS), and other current data, complete the following table to calculate the 2022 projected participation rate.

| Projected Participation Rate 2022 | Number |
|---|--------|
| Total Number of students enrolled in grades 3, 4, 5, 6, 7, 8, 11 | 544 |
| Total number of students whose IEPs designate MI-Access for state summative assessments in any content area | 15 |
| Projected Participation Rate for 2022 | 2.8% |

Local Plan

After reviewing all of the member district data for participation rates on the alternate assessment (MI-Access), detail below a summarized plan for providing professional development. This may include but is not limited to training on assessment selection, alternate assessment, alternate content standards, or planning for specialized instruction.

| Audience | Topics and Method of Training | Date |
|-------------------------|--------------------------------------|-----------|
| Special Education Staff | MDE Justification Training Module 1% | 1/21/2022 |

Disproportionality

| Question | Yes | No |
|--|-----------------------|----------------------------------|
| Did the member district receive notification from the ISD regarding disproportionality in participation in the alternate assessment? | <input type="radio"/> | <input checked="" type="radio"/> |

Resources and Technical Assistance

| Question | Yes | No |
|--|-----------------------|----------------------------------|
| Does the member district require additional resources and technical assistance from the ISD or MDE to ensure students are being assessed using the most appropriate state summative assessment tool based on the state guidelines? | <input type="radio"/> | <input checked="" type="radio"/> |

Please detail the need for additional resources and technical assistance.

Assurances

Please provide the following assurances.

| Question | Yes | No |
|---|----------------------------------|-----------------------|
| The member district IEP team members follow the state guidelines for participation in the alternate assessment. | <input checked="" type="radio"/> | <input type="radio"/> |
| The member district allows IEP team members to decide which students take an alternate assessment. | <input checked="" type="radio"/> | <input type="radio"/> |
| The member district addresses any issues of disproportionality in statewide assessment. | <input checked="" type="radio"/> | <input type="radio"/> |

District Comments

ISD Comments

(required if ISD is returning to district for modifications)

A screenshot of a document editor's toolbar. The toolbar is located at the top of the window and contains various icons for editing and formatting. From left to right, the icons are: a pair of scissors (cut), a document with an arrow (copy), a document with a checkmark (paste), a document with a magnifying glass (find), a left arrow (undo), a right arrow (redo), a checkmark with 'ABC' (spell check), bold (B), italic (I), underline (U), bulleted list, numbered list, decrease indent, increase indent, link, unlink, and a circular icon with a plus sign (insert).

Fostering Leadership Academy (82772)

Instructions

This page uses data entered by Fostering Leadership Academy (82772) for ISD review. ISDs may accept this district submission by clicking **Accept District Form**. Alternatively, ISDs may return this form for modifications by clicking **Return for Modifications**. When this form is accepted by the ISD, the applicable district information will need to be included in the ISD Summary Justification Form.

Data

Below are the 1% Participation Rates for Fostering Leadership Academy (82772):

| Content Area | Total Tested | Alternate Tested | Spring 2021 Participation Rate |
|-----------------------|--------------|------------------|--------------------------------|
| English Language Arts | 20 | 1 | 5 |
| Mathematics | 20 | 1 | 5 |
| Science | 8 | 1 | 12.5 |
| Social Studies | 7 | 0 | 0 |

Professional Development Provided

| Question | Yes | No |
|---|----------------------------------|-----------------------|
| Did the individualized education program (IEP) teams utilize the state guidelines for participation in the alternate assessment to make assessment participation decisions? | <input checked="" type="radio"/> | <input type="radio"/> |

Please list professional development, informational sessions, and technical assistance provided regarding the 1% Cap and/or assessment selection and participation for the 2020-2021 school year.

| Audience | Date Occurred | Topics and Method of Training | Delivered by |
|----------------------------|---------------|-------------------------------|----------------|
| Administration | 3/12/2021 | test selection | District Staff |
| special education teachers | 3/12/2021 | test selection | District Staff |

Contributing Factors

| Question | Yes | No |
|--|----------------------------------|----------------------------------|
| Did the district test fewer than 500 students total using statewide assessments? | <input checked="" type="radio"/> | <input type="radio"/> |
| Fewer than 8 students took MI-Access. | <input checked="" type="radio"/> | <input type="radio"/> |
| 8 or more students took MI-Access. | <input type="radio"/> | <input checked="" type="radio"/> |

| Question | Yes | No |
|--|-----------------------|----------------------------------|
| Did the district operate a center-based program or regional collaborative for students with significant cognitive impairments (serving students from in and outside of the district within a region or ISD)? | <input type="radio"/> | <input checked="" type="radio"/> |

Utilizing the Alternate Assessment data reports, complete the following table.

| Assessment Data Table | Number |
|--|--------|
| Total Number of students tested overall | |
| Total Number of students tested with MI-Access | |
| Students in center-based program from outside district | |
| Adjusted Total | 0 |
| Adjusted Participation Number | 0 |
| Adjusted Rate | 0% |

Please describe other justification as it specifically relates to Covid-19 and the Coronavirus Pandemic:

Student's were still able to test in person due to the small school size. Students were tested individually in the spring.

Please describe other justification:

2022 Projected Participation Rate

| Projected Participation Rate 2021 | Number |
|--|--------|
| District's Projected Participation Rate for 2021 (per the response on the 2020 alternate assessment projected participation form) | 11.5% |

Using students' IEP information, Michigan School Data System (MSDS), and other current data, complete the following table to calculate the 2022 projected participation rate.

| Projected Participation Rate 2022 | Number |
|---|--------|
| Total Number of students enrolled in grades 3, 4, 5, 6, 7, 8, 11 | 21 |
| Total number of students whose IEPs designate MI-Access for state summative assessments in any content area | 0 |
| Projected Participation Rate for 2022 | 0% |

Local Plan

After reviewing all of the member district data for participation rates on the alternate assessment (MI-Access), detail below a summarized plan for providing professional development. This may include but is not limited to training on assessment selection, alternate assessment, alternate content standards, or planning for specialized instruction.

| Audience | Topics and Method of Training | Date |
|--|--|----------|
| Administration, General education teachers | Assessment selection and planning for specialized instruction professional development through WCRESA. | 4/1/2022 |

Disproportionality

| Question | Yes | No |
|--|-----------------------|----------------------------------|
| Did the member district receive notification from the ISD regarding disproportionality in participation in the alternate assessment? | <input type="radio"/> | <input checked="" type="radio"/> |

Resources and Technical Assistance

| Question | Yes | No |
|--|-----------------------|----------------------------------|
| Does the member district require additional resources and technical assistance from the ISD or MDE to ensure students are being assessed using the most appropriate state summative assessment tool based on the state guidelines? | <input type="radio"/> | <input checked="" type="radio"/> |

Please detail the need for additional resources and technical assistance.

Assurances

Please provide the following assurances.


| Question | Yes | No |
|---|----------------------------------|-----------------------|
| The member district IEP team members follow the state guidelines for participation in the alternate assessment. | <input checked="" type="radio"/> | <input type="radio"/> |
| The member district allows IEP team members to decide which students take an alternate assessment. | <input checked="" type="radio"/> | <input type="radio"/> |
| The member district addresses any issues of disproportionality in statewide assessment. | <input checked="" type="radio"/> | <input type="radio"/> |

District Comments

The district is addressing any state assessment needs through the IEP process

ISD Comments

(required if ISD is returning to district for modifications)





Garden City Public Schools (82050)

Instructions

This page uses data entered by Garden City Public Schools (82050) for ISD review. ISDs may accept this district submission by clicking **Accept District Form**. Alternatively, ISDs may return this form for modifications by clicking **Return for Modifications**. When this form is accepted by the ISD, the applicable district information will need to be included in the ISD Summary Justification Form.

Data

Below are the 1% Participation Rates for Garden City Public Schools (82050):

| Content Area | Total Tested | Alternate Tested | Spring 2021 Participation Rate |
|-----------------------|--------------|------------------|--------------------------------|
| English Language Arts | 1001 | 42 | 4.2 |
| Mathematics | 977 | 42 | 4.3 |
| Science | 398 | 20 | 5 |
| Social Studies | 370 | 4 | 1.1 |

Professional Development Provided

| Question | Yes | No |
|---|----------------------------------|-----------------------|
| Did the individualized education program (IEP) teams utilize the state guidelines for participation in the alternate assessment to make assessment participation decisions? | <input checked="" type="radio"/> | <input type="radio"/> |

Please list professional development, informational sessions, and technical assistance provided regarding the 1% Cap and/or assessment selection and participation for the 2020-2021 school year.

| Audience | Date Occurred | Topics and Method of Training | Delivered by |
|-----------------------------|---------------|---|----------------|
| Center Based teaching staff | 3/26/2021 | Mi-Access Participation/Supported Independence administration. How to select who takes the Mi-Access. Before testing preparation and administration. During testing and administration for all levels of Mi-Access. | District Staff |
| Catamaran Committee | 10/7/2020 | Reviewed data for all students who took alternate assessment. We did an analysis by building and grade level. | District Staff |

Contributing Factors

| Question | Yes | No |
|--|----------------------------------|----------------------------------|
| Did the district test fewer than 500 students total using statewide assessments? | <input type="radio"/> | <input checked="" type="radio"/> |
| Fewer than 8 students took MI-Access. | <input type="radio"/> | <input checked="" type="radio"/> |
| 8 or more students took MI-Access. | <input checked="" type="radio"/> | <input type="radio"/> |

| Question | Yes | No |
|--|----------------------------------|-----------------------|
| Did the district operate a center-based program or regional collaborative for students with significant cognitive impairments (serving students from in and outside of the district within a region or ISD)? | <input checked="" type="radio"/> | <input type="radio"/> |

Utilizing the Alternate Assessment data reports, complete the following table.

| Assessment Data Table | Number |
|--|--------|
| Total Number of students tested overall | 1001 |
| Total Number of students tested with MI-Access | 42 |
| Students in center-based program from outside district | 30 |
| Adjusted Total | 971 |
| Adjusted Participation Number | 12 |
| Adjusted Rate | 1.2% |

Please describe other justification as it specifically relates to Covid-19 and the Coronavirus Pandemic:

Please describe other justification:

District training supports only those who function in the cognitively impaired range take alternate assessments. IEP team decisions dictate that the students test with an alternate assessment.

2022 Projected Participation Rate

| Projected Participation Rate 2021 | Number |
|--|--------|
| District's Projected Participation Rate for 2021 (per the response on the 2020 alternate assessment projected participation form) | 6.6% |

Using students' IEP information, Michigan School Data System (MSDS), and other current data, complete the following table to calculate the 2022 projected participation rate.

| Projected Participation Rate 2022 | Number |
|---|--------|
| Total Number of students enrolled in grades 3, 4, 5, 6, 7, 8, 11 | 1592 |
| Total number of students whose IEPs designate MI-Access for state summative assessments in any content area | 43 |
| Projected Participation Rate for 2022 | 2.7% |

Local Plan

After reviewing all of the member district data for participation rates on the alternate assessment (MI-Access), detail below a summarized plan for providing professional development. This may include but is not limited to training on assessment selection, alternate assessment, alternate content standards, or planning for specialized instruction.

| Audience | Topics and Method of Training | Date |
|----------------------------|---|-----------|
| Special Education Teachers | District-wide training for special education teachers and auxiliary staff regarding how to determine selecting an appropriate state assessment. | 6/30/2022 |

Disproportionality

| Question | Yes | No |
|--|----------------------------------|-----------------------|
| Did the member district receive notification from the ISD regarding disproportionality in participation in the alternate assessment? | <input checked="" type="radio"/> | <input type="radio"/> |

The district reported disproportionality in participation in the alternate assessment. Please indicate below each sub-group of disproportionality, the subject for which disproportionate use was demonstrated, as well as the district plan to address the indicated issues of disproportionality.

| Disproportionate Sub-group | Subject | Plan |
|-----------------------------------|-----------------------|--|
| Economically Disadvantaged Status | English Language Arts | All of the buildings and programs in GCPs qualify for building-wide free lunch. Therefore according to the state GCPs has a higher percentage of students that take state assessments that are impoverished. |
| Economically Disadvantaged Status | Math | All of the buildings and programs in GCPs qualify for building-wide free lunch. Therefore according to the state GCPs has a higher percentage of students that take state assessments that are impoverished. |

Resources and Technical Assistance

| Question | Yes | No |
|--|-----------------------|----------------------------------|
| Does the member district require additional resources and technical assistance from the ISD or MDE to ensure students are being assessed using the most appropriate state summative assessment tool based on the state guidelines? | <input type="radio"/> | <input checked="" type="radio"/> |

Please detail the need for additional resources and technical assistance.

| |
|--|
| |
|--|

Assurances

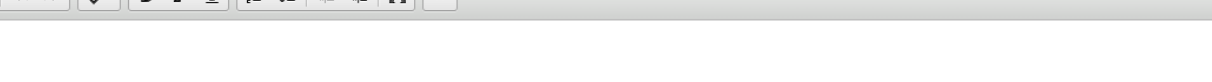
Please provide the following assurances.

| Question | Yes | No |
|---|----------------------------------|-----------------------|
| The member district IEP team members follow the state guidelines for participation in the alternate assessment. | <input checked="" type="radio"/> | <input type="radio"/> |
| The member district allows IEP team members to decide which students take an alternate assessment. | <input checked="" type="radio"/> | <input type="radio"/> |
| The member district addresses any issues of disproportionality in statewide assessment. | <input checked="" type="radio"/> | <input type="radio"/> |

District Comments

ISD Comments

(required if ISD is returning to district for modifications)

A screenshot of a document editor window. The window has a light gray title bar at the top. Below the title bar is a toolbar with various icons: a pair of scissors (cut), a document with an arrow (copy), a document with a checkmark (paste), a document with a magnifying glass (find), a left arrow, a right arrow, a checkmark with a dropdown arrow, bold (B), italic (I), underline (U), bulleted list, numbered list, decrease indent, increase indent, expand/collapse, and a refresh/clear icon. The main area of the window is a large, empty white space. At the bottom of the window is a thin gray bar.

George Crockett Academy (82937)

Instructions

This page uses data entered by George Crockett Academy (82937) for ISD review. ISDs may accept this district submission by clicking **Accept District Form**. Alternatively, ISDs may return this form for modifications by clicking **Return for Modifications**. When this form is accepted by the ISD, the applicable district information will need to be included in the ISD Summary Justification Form.

Data

Below are the 1% Participation Rates for George Crockett Academy (82937):

| Content Area | Total Tested | Alternate Tested | Spring 2021 Participation Rate |
|-----------------------|--------------|------------------|--------------------------------|
| English Language Arts | 33 | 1 | 3 |
| Mathematics | 36 | 1 | 2.8 |
| Science | 32 | 0 | 0 |
| Social Studies | 34 | 0 | 0 |

Professional Development Provided

| Question | Yes | No |
|---|----------------------------------|-----------------------|
| Did the individualized education program (IEP) teams utilize the state guidelines for participation in the alternate assessment to make assessment participation decisions? | <input checked="" type="radio"/> | <input type="radio"/> |

Please list professional development, informational sessions, and technical assistance provided regarding the 1% Cap and/or assessment selection and participation for the 2020-2021 school year.

| Audience | Date Occurred | Topics and Method of Training | Delivered by |
|--|---------------|--|----------------|
| Special education teachers/related service providers | 9/7/2021 | In person training with the following topics: MDE definition of significant cognitive ability MDE guidance and interactive model including MDE flow chart Wayne County RESA state and district accommodations guidance which includes assessment selection, alternate assessment, alternate content standards | District Staff |
| Related service providers unable to attend 9-7 meeting | 9/8/2021 | MDE definition of significant cognitive ability MDE guidance and interactive model including MDE flow chart Wayne County RESA state and district accommodations guidance which includes assessment selection, alternate assessment, alternate content standards | District Staff |

Contributing Factors

| Question | Yes | No |
|--|----------------------------------|----------------------------------|
| Did the district test fewer than 500 students total using statewide assessments? | <input checked="" type="radio"/> | <input type="radio"/> |
| Fewer than 8 students took MI-Access. | <input checked="" type="radio"/> | <input type="radio"/> |
| 8 or more students took MI-Access. | <input type="radio"/> | <input checked="" type="radio"/> |

| Question | Yes | No |
|--|-----------------------|----------------------------------|
| Did the district operate a center-based program or regional collaborative for students with significant cognitive impairments (serving students from in and outside of the district within a region or ISD)? | <input type="radio"/> | <input checked="" type="radio"/> |

Utilizing the Alternate Assessment data reports, complete the following table.

| Assessment Data Table | Number |
|--|--------|
| Total Number of students tested overall | |
| Total Number of students tested with MI-Access | |
| Students in center-based program from outside district | |
| Adjusted Total | 0 |
| Adjusted Participation Number | 0 |
| Adjusted Rate | 0% |

Please describe other justification as it specifically relates to Covid-19 and the Coronavirus Pandemic:

Of the 264 students enrolled at the time of statewide testing, 33 students took ELA and 36 took Math statewide assessments. The cap was not exceeded because too many students took the alternate assessment, but rather too few students took the ELA and Math assessments. Each parent was personally contacted prior to the testing window and the remaining parents opted out of testing due to Covid 19 and the Coronavirus pandemic. A letter was sent to all parents informing them of the testing dates and safety precautions the Academy had put into place. In addition, there was a state mandate that Michigan students were not required to the the statewide assessment due to Covid 19 and the Coronavirus pandemic.

Please describe other justification:

Since the establishment of the 1% cap, George Crockett Academy has not exceeded the cap.

2022 Projected Participation Rate

| Projected Participation Rate 2021 | Number |
|--|--------|
| District's Projected Participation Rate for 2021 (per the response on the 2020 alternate assessment projected participation form) | 0.4% |

Using students' IEP information, Michigan School Data System (MSDS), and other current data, complete the following table to calculate the 2022 projected participation rate.

| Projected Participation Rate 2022 | Number |
|---|--------|
| Total Number of students enrolled in grades 3, 4, 5, 6, 7, 8, 11 | 225 |
| Total number of students whose IEPs designate MI-Access for state summative assessments in any content area | 0 |
| Projected Participation Rate for 2022 | 0% |

Local Plan

After reviewing all of the member district data for participation rates on the alternate assessment (MI-Access), detail below a summarized plan for providing professional development. This may include but is not limited to training on assessment selection, alternate assessment, alternate content standards, or planning for specialized instruction.

| Audience | Topics and Method of Training | Date |
|---|---|-----------|
| George Crockett Academy Sped Department | <p>Prior to the start of the 2022-2023 school year an in person professional development</p> <p>MDE definition of significant cognitive ability</p> <p>History of Every Student Succeeds Acts (ESSA) and the 1% cap</p> <p>State guidelines for participation in an alternate assessment and connection to IEP (including most appropriate state summative assessment selections, alternate assessments, alternate content standards, planning for specialized instruction, etc)</p> <p>Wayne County RESA website (state and district accommodations guidance which includes assessment selection, alternate assessment and alternate content standards.</p> <p>MDE guidance and interactive model including MDE flow chart (Should my student take the alternate assessment?)</p> <p>IEP Team role for decision making with regard to alternate assessments</p> <p>Prior to the start of the 2022-2023 school year an in person professional development</p> <p>MDE definition of significant cognitive ability</p> <p>History of Every Student Succeeds Acts (ESSA) and the 1% cap</p> <p>State guidelines for participation in an alternate assessment and connection to IEP (including most appropriate state summative assessment selections, alternate assessments, alternate content standards, etc)</p> <p>Wayne County RESA website (state and district accommodations guidance which includes assessment selection, alternate assessment and alternate content standards.</p> <p>MDE guidance and interactive model including MDE flow chart (Should my student take the alternate assessment?)</p> <p>IEP Team role for decision making with regard to alternate assessments</p> | 8/26/2022 |
| George Crockett Academy Staff | <p>Prior to the start of the 2022-2023 school year an in person professional development</p> <p>MDE definition of significant cognitive ability</p> <p>History of Every Student Succeeds Acts (ESSA) and the 1% cap</p> <p>State guidelines for participation in an alternate assessment and connection to IEP (including most appropriate state summative assessment selections, alternate assessments, alternate content standards, planning for specialized instruction, etc)</p> <p>Wayne County RESA website (state and district accommodations guidance which includes assessment selection, alternate assessment and alternate content standards.</p> <p>MDE guidance and interactive model including MDE flow chart (Should my student take the alternate assessment?)</p> <p>IEP Team role for decision making with regard to alternate assessments</p> | 8/29/2022 |

Disproportionality

George Washington Carver Academy (82963)

Instructions

This page uses data entered by George Washington Carver Academy (82963) for ISD review. ISDs may accept this district submission by clicking **Accept District Form**. Alternatively, ISDs may return this form for modifications by clicking **Return for Modifications**. When this form is accepted by the ISD, the applicable district information will need to be included in the ISD Summary Justification Form.

Data

Below are the 1% Participation Rates for George Washington Carver Academy (82963):

| Content Area | Total Tested | Alternate Tested | Spring 2021 Participation Rate |
|-----------------------|--------------|------------------|--------------------------------|
| English Language Arts | 196 | 3 | 1.5 |
| Mathematics | 194 | 2 | 1 |
| Science | 70 | 0 | 0 |
| Social Studies | 72 | 1 | 1.4 |

Professional Development Provided

| Question | Yes | No |
|---|----------------------------------|-----------------------|
| Did the individualized education program (IEP) teams utilize the state guidelines for participation in the alternate assessment to make assessment participation decisions? | <input checked="" type="radio"/> | <input type="radio"/> |

Please list professional development, informational sessions, and technical assistance provided regarding the 1% Cap and/or assessment selection and participation for the 2020-2021 school year.

| Audience | Date Occurred | Topics and Method of Training | Delivered by |
|----------------------------|---------------|---|----------------|
| Special Education Teachers | 12/15/2021 | Understanding MI-Access and the 1% CAP and reviewing in state assessment selection guidelines and trainings that are available to understand the Assessment Selection Process | District Staff |
| Administrators | 12/15/2021 | Understanding MI-Access and the 1% CAP and reviewing in state assessment selection guidelines and trainings that are available to understand the Assessment Selection Process | District Staff |
| Parents | 12/15/2021 | Understanding Alternative Assessments Process, the assessment selection and why my child is or is not taking MI-Access | District Staff |
| General Education Teachers | 12/15/2021 | Understanding MI-Access and the 1% CAP and reviewing in state assessment selection guidelines and trainings that are available to understand the Assessment Selection Process | District Staff |
| Support Staff | 12/15/2021 | Understanding MI-Access and the 1% CAP and reviewing in state assessment selection guidelines and trainings that are available to understand the Assessment Selection Process | District Staff |

Contributing Factors

| Question | Yes | No |
|--|----------------------------------|----------------------------------|
| Did the district test fewer than 500 students total using statewide assessments? | <input checked="" type="radio"/> | <input type="radio"/> |
| Fewer than 8 students took MI-Access. | <input checked="" type="radio"/> | <input type="radio"/> |
| 8 or more students took MI-Access. | <input type="radio"/> | <input checked="" type="radio"/> |

| Question | Yes | No |
|--|-----------------------|----------------------------------|
| Did the district operate a center-based program or regional collaborative for students with significant cognitive impairments (serving students from in and outside of the district within a region or ISD)? | <input type="radio"/> | <input checked="" type="radio"/> |

Utilizing the Alternate Assessment data reports, complete the following table.

| Assessment Data Table | Number |
|---|--------|
| Total Number of students tested overall | |

| | |
|--|----|
| Total Number of students tested with MI-Access | |
| Students in center-based program from outside district | |
| Adjusted Total | 0 |
| Adjusted Participation Number | 0 |
| Adjusted Rate | 0% |

Please describe other justification as it specifically relates to Covid-19 and the Coronavirus Pandemic:

Scholars were able to opt out of testing which resulting in a lower number of scholars testing. This factor contributed to the higher than 1% participation rate.

Please describe other justification:

George Washington Carver Academy School District is a fairly small school district it has only 383 students in grades K-8. Our district has a high population of students who have, or functions as if they have mild, moderate, or severe cognitive impairment that limits their ability to generalize or transfer learning. This factor resulted in a higher than 1% participation rate.

2022 Projected Participation Rate

| Projected Participation Rate 2021 | Number |
|--|--------|
| District's Projected Participation Rate for 2021 (per the response on the 2020 alternate assessment projected participation form) | 1% |

Using students' IEP information, Michigan School Data System (MSDS), and other current data, complete the following table to calculate the 2022 projected participation rate.

| Projected Participation Rate 2022 | Number |
|---|--------|
| Total Number of students enrolled in grades 3, 4, 5, 6, 7, 8, 11 | 240 |
| Total number of students whose IEPs designate MI-Access for state summative assessments in any content area | 3 |
| Projected Participation Rate for 2022 | 1.3% |

Local Plan

After reviewing all of the member district data for participation rates on the alternate assessment (MI-Access), detail below a summarized plan for providing professional development. This may include but is not limited to training on assessment selection, alternate assessment, alternate content standards, or planning for specialized instruction.

| Audience | Topics and Method of Training | Date |
|----------------------------|--|-----------|
| Special Education Teachers | Utilizing the alternate assessment participation guidelines to make assessment participation decisions. Staff participated in Face-to-face training. Given copy of guidance documents and directed to view the Online Training Webinar for MI-Access | 1/12/2022 |
| General Education Teachers | Utilizing the alternate assessment participation guidelines to make assessment participation decisions. Staff participated in Face-to-face training. Given copy of guidance documents and directed to view the Online Training Webinar for MI-Access | 1/12/2022 |
| Administrators | Utilizing the alternate assessment participation guidelines to make assessment participation decisions. Staff participated in Face-to-face training. Given copy of guidance documents and directed to view the Online Training Webinar for MI-Access | 1/12/2022 |
| Support Staff | Utilizing the alternate assessment participation guidelines to make assessment participation decisions. Staff participated in Face-to-face training. Given copy of guidance documents and directed to view the Online Training Webinar for MI-Access | 1/12/2022 |
| Parents | Understanding Alternative Assessments Process, the assessment selection and why my child is or is not taking MI Access. Parents participated in a Face to Face Workshop and were given a copy of the Alternative Assessments Guidance Documents. | 1/5/2022 |

Disproportionality

| Question | Yes | No |
|--|-----------------------|----------------------------------|
| Did the member district receive notification from the ISD regarding disproportionality in participation in the alternate assessment? | <input type="radio"/> | <input checked="" type="radio"/> |

Resources and Technical Assistance

Gibraltar School District (82290)

Instructions

This page uses data entered by Gibraltar School District (82290) for ISD review. ISDs may accept this district submission by clicking **Accept District Form**. Alternatively, ISDs may return this form for modifications by clicking **Return for Modifications**. When this form is accepted by the ISD, the applicable district information will need to be included in the ISD Summary Justification Form.

Data

Below are the 1% Participation Rates for Gibraltar School District (82290):

| Content Area | Total Tested | Alternate Tested | Spring 2021 Participation Rate |
|-----------------------|--------------|------------------|--------------------------------|
| English Language Arts | 1680 | 26 | 1.5 |
| Mathematics | 1679 | 25 | 1.5 |
| Science | 701 | 12 | 1.7 |
| Social Studies | 686 | 6 | 0.9 |

Professional Development Provided

| Question | Yes | No |
|---|----------------------------------|-----------------------|
| Did the individualized education program (IEP) teams utilize the state guidelines for participation in the alternate assessment to make assessment participation decisions? | <input checked="" type="radio"/> | <input type="radio"/> |

Please list professional development, informational sessions, and technical assistance provided regarding the 1% Cap and/or assessment selection and participation for the 2020-2021 school year.

| Audience | Date Occurred | Topics and Method of Training | Delivered by |
|---|---------------|---|----------------|
| All Special Services Staff: Special Education Teachers and IEP team members | 11/3/2020 | Virtual Training on IEP Compliance and Decision Making. The training included the MDE guidelines for participation in the alternate assessment. | District Staff |
| Special Education Teachers for ASD and CI Programs | 1/18/2021 | Virtual training provided to special education staff who teach in our programs for students with autism and cognitive impairments. The training involved discussion around alternate assessments. | District Staff |

Contributing Factors

| Question | Yes | No |
|--|-----------------------|----------------------------------|
| Did the district test fewer than 500 students total using statewide assessments? | <input type="radio"/> | <input checked="" type="radio"/> |
| Fewer than 8 students took MI-Access. | <input type="radio"/> | <input type="radio"/> |
| 8 or more students took MI-Access. | <input type="radio"/> | <input type="radio"/> |

| Question | Yes | No |
|--|----------------------------------|-----------------------|
| Did the district operate a center-based program or regional collaborative for students with significant cognitive impairments (serving students from in and outside of the district within a region or ISD)? | <input checked="" type="radio"/> | <input type="radio"/> |

Utilizing the Alternate Assessment data reports, complete the following table.

| Assessment Data Table | Number |
|--|--------|
| Total Number of students tested overall | 1680 |
| Total Number of students tested with MI-Access | 26 |
| Students in center-based program from outside district | 12 |
| Adjusted Total | 1668 |
| Adjusted Participation Number | 14 |
| Adjusted Rate | 0.8% |

Please describe other justification as it specifically relates to Covid-19 and the Coronavirus Pandemic:

Please describe other justification:

Gibraltar operates a Self-Contained program for students with Cognitive Impairments who are participating in the Essential Elements Curriculum. This program provides placement for twelve students (K-12) from surrounding local school districts. Flat Rock Community Schools, Gibraltar School District, Grosse Ile Township Schools, Huron School District and Riverview Community School District engage in a Cooperative Agreement for Gibraltar School District to provide this programming option to students based on their IEP.

2022 Projected Participation Rate

| Projected Participation Rate 2021 | Number |
|--|--------|
| District's Projected Participation Rate for 2021 (per the response on the 2020 alternate assessment projected participation form) | 1.4% |

Using students' IEP information, Michigan School Data System (MSDS), and other current data, complete the following table to calculate the 2022 projected participation rate.

| Projected Participation Rate 2022 | Number |
|---|--------|
| Total Number of students enrolled in grades 3, 4, 5, 6, 7, 8, 11 | 2008 |
| Total number of students whose IEPs designate MI-Access for state summative assessments in any content area | 23 |
| Projected Participation Rate for 2022 | 1.1% |

Local Plan

After reviewing all of the member district data for participation rates on the alternate assessment (MI-Access), detail below a summarized plan for providing professional development. This may include but is not limited to training on assessment selection, alternate assessment, alternate content standards, or planning for specialized instruction.

| Audience | Topics and Method of Training | Date |
|---|--|-----------|
| Administrators, Special Education Providers, Special Education Teachers | We will provide training on alternate assessment, making that determination, essential elements and using specialized instruction. The training will be provided through a webinar and be followed by a one hour question/answer/discussion session. | 5/27/2022 |

Disproportionality

| Question | Yes | No |
|--|-----------------------|----------------------------------|
| Did the member district receive notification from the ISD regarding disproportionality in participation in the alternate assessment? | <input type="radio"/> | <input checked="" type="radio"/> |

Resources and Technical Assistance

| Question | Yes | No |
|--|-----------------------|----------------------------------|
| Does the member district require additional resources and technical assistance from the ISD or MDE to ensure students are being assessed using the most appropriate state summative assessment tool based on the state guidelines? | <input type="radio"/> | <input checked="" type="radio"/> |

Please detail the need for additional resources and technical assistance.

Assurances


Please provide the following assurances.

| Question | Yes | No |
|---|----------------------------------|-----------------------|
| The member district IEP team members follow the state guidelines for participation in the alternate assessment. | <input checked="" type="radio"/> | <input type="radio"/> |
| The member district allows IEP team members to decide which students take an alternate assessment. | <input checked="" type="radio"/> | <input type="radio"/> |
| The member district addresses any issues of disproportionality in statewide assessment. | <input checked="" type="radio"/> | <input type="radio"/> |

District Comments

ISD Comments

(required if ISD is returning to district for modifications)



Grosse Pointe Public Schools (82055)

Instructions

This page uses data entered by Grosse Pointe Public Schools (82055) for ISD review. ISDs may accept this district submission by clicking **Accept District Form**. Alternatively, ISDs may return this form for modifications by clicking **Return for Modifications**. When this form is accepted by the ISD, the applicable district information will need to be included in the ISD Summary Justification Form.

Data

Below are the 1% Participation Rates for Grosse Pointe Public Schools (82055):

| Content Area | Total Tested | Alternate Tested | Spring 2021 Participation Rate |
|-----------------------|--------------|------------------|--------------------------------|
| English Language Arts | 2691 | 75 | 2.8 |
| Mathematics | 2695 | 71 | 2.6 |
| Science | 882 | 25 | 2.8 |
| Social Studies | 873 | 17 | 1.9 |

Professional Development Provided

| Question | Yes | No |
|---|----------------------------------|-----------------------|
| Did the individualized education program (IEP) teams utilize the state guidelines for participation in the alternate assessment to make assessment participation decisions? | <input checked="" type="radio"/> | <input type="radio"/> |

Please list professional development, informational sessions, and technical assistance provided regarding the 1% Cap and/or assessment selection and participation for the 2020-2021 school year.

| Audience | Date Occurred | Topics and Method of Training | Delivered by |
|--------------------------------|---------------|---|----------------|
| special education DC's & staff | 3/9/2021 | Department mtgs-Reviewed Alt assess. flowchart, shared MDE & RESA online module link, shared dispro. data, and shared expectations for teams to use multiple data points to make decisions on Assessments | District Staff |
| Spec ed Supervisors | 11/6/2020 | Department mtgs-Reviewed Alt assess. flowchart, shared MDE & RESA online module link, shared dispro. data, and shared expectations for teams to use multiple data points to make decisions on Assessments | District Staff |

Contributing Factors

| Question | Yes | No |
|--|-----------------------|----------------------------------|
| Did the district test fewer than 500 students total using statewide assessments? | <input type="radio"/> | <input checked="" type="radio"/> |
| Fewer than 8 students took MI-Access. | <input type="radio"/> | <input type="radio"/> |
| 8 or more students took MI-Access. | <input type="radio"/> | <input type="radio"/> |

| Question | Yes | No |
|--|----------------------------------|-----------------------|
| Did the district operate a center-based program or regional collaborative for students with significant cognitive impairments (serving students from in and outside of the district within a region or ISD)? | <input checked="" type="radio"/> | <input type="radio"/> |

Utilizing the Alternate Assessment data reports, complete the following table.

| Assessment Data Table | Number |
|--|--------|
| Total Number of students tested overall | 2718 |
| Total Number of students tested with MI-Access | 75 |
| Students in center-based program from outside district | 40 |
| Adjusted Total | 2678 |
| Adjusted Participation Number | 35 |
| Adjusted Rate | 1.3% |

Please describe other justification as it specifically relates to Covid-19 and the Coronavirus Pandemic:

Only 50% Wayne county took assessments

50% fewer SE students took M-STEP

66% fewer SE students took MIACCESS

Please describe other justification:

GPPSS supports ASD and MOCI Categorical students for Eastern Region in Wayne County. This includes students from Harper Woods, Hamtramck, GP.

Majority of students that take alternate assessments are programmed for in categorical ASD and CI programs

We align the instructional standards taught with the assessments (EE's, F & P, EDM, ULS, etc.)

2022 Projected Participation Rate

| Projected Participation Rate 2021 | Number |
|--|--------|
| District's Projected Participation Rate for 2021 (per the response on the 2020 alternate assessment projected participation form) | 2.8% |

Using students' IEP information, Michigan School Data System (MSDS), and other current data, complete the following table to calculate the 2022 projected participation rate.

| Projected Participation Rate 2022 | Number |
|---|--------|
| Total Number of students enrolled in grades 3, 4, 5, 6, 7, 8, 11 | 3282 |
| Total number of students whose IEPs designate MI-Access for state summative assessments in any content area | 99 |
| Projected Participation Rate for 2022 | 3% |

Local Plan

After reviewing all of the member district data for participation rates on the alternate assessment (MI-Access), detail below a summarized plan for providing professional development. This may include but is not limited to training on assessment selection, alternate assessment, alternate content standards, or planning for specialized instruction.

| Audience | Topics and Method of Training | Date |
|---------------|---|-----------|
| Spec ed staff | -Spec ed admin provide PD to DC on Alternate Assessment tools/resources/expectations -Each dept DC provide PD to their own dept on Alternate Assessment tools/resources/expectations -Supervisor follow up with DC's on needs and questions | 6/17/2022 |

Disproportionality

| Question | Yes | No |
|--|----------------------------------|-----------------------|
| Did the member district receive notification from the ISD regarding disproportionality in participation in the alternate assessment? | <input checked="" type="radio"/> | <input type="radio"/> |

The district reported disproportionality in participation in the alternate assessment. Please indicate below each sub-group of disproportionality, the subject for which disproportionate use was demonstrated, as well as the district plan to address the indicated issues of disproportionality.

| Disproportionate Sub-group | Subject | Plan |
|-----------------------------------|-----------------------|---|
| Economically Disadvantaged Status | English Language Arts | Utilize the BAA Site data to look further into the subgroups who are disproportionately taking the MI-ACCESS Determine if instruction is targeted appropriately. As of part of this determination, consider the following: Current standards to which the student is being instructed Progress monitoring data toward these goals Past MI-Access assessment result outcomes for the students (is the student ready to be moved to the next level of instruction/are we holding them back at all?) |
| Gender | English Language Arts | Utilize the BAA Site data to look further into the subgroups who are disproportionately taking the MI-ACCESS Determine if instruction is targeted appropriately. As of part of this determination, consider the following: Current standards to which the student is being instructed Progress monitoring data toward these goals Past MI-Access assessment result outcomes for the students (is the student ready to be moved to the next level of instruction/are we holding them back at all?) |
| Gender | Math | Utilize the BAA Site data to look further into the subgroups who are disproportionately taking the MI-ACCESS Determine if instruction is targeted appropriately. As of part of this determination, consider the following: Current standards to which the student is being instructed Progress monitoring data toward these goals Past MI-Access assessment result outcomes for the students (is the student ready to be moved to the next level of instruction/are we holding them back at all?) |

| | | |
|------------------|-----------------------|---|
| African American | English Language Arts | Utilize the BAA Site data to look further into the subgroups who are disproportionately taking the MI-ACCESS Determine if instruction is targeted appropriately. As of part of this determination, consider the following: Current standards to which the student is being instructed Progress monitoring data toward these goals Past MI-Access assessment result outcomes for the students (is the student ready to be moved to the next level of instruction/are we holding them back at all?) |
| African American | Math | Utilize the BAA Site data to look further into the subgroups who are disproportionately taking the MI-ACCESS Determine if instruction is targeted appropriately. As of part of this determination, consider the following: Current standards to which the student is being instructed Progress monitoring data toward these goals Past MI-Access assessment result outcomes for the students (is the student ready to be moved to the next level of instruction/are we holding them back at all?) |

Resources and Technical Assistance

| Question | Yes | No |
|--|-----------------------|----------------------------------|
| Does the member district require additional resources and technical assistance from the ISD or MDE to ensure students are being assessed using the most appropriate state summative assessment tool based on the state guidelines? | <input type="radio"/> | <input checked="" type="radio"/> |

Please detail the need for additional resources and technical assistance.

Assurances

Please provide the following assurances.

| Question | Yes | No |
|---|----------------------------------|-----------------------|
| The member district IEP team members follow the state guidelines for participation in the alternate assessment. | <input checked="" type="radio"/> | <input type="radio"/> |
| The member district allows IEP team members to decide which students take an alternate assessment. | <input checked="" type="radio"/> | <input type="radio"/> |
| The member district addresses any issues of disproportionality in statewide assessment. | <input checked="" type="radio"/> | <input type="radio"/> |

District Comments

The past couple years with COVID has caused difficulty in continuity of learning, attendance, and output/performance. All students have been impacted in the daily curriculum as well as testing performance.

ISD Comments

(required if ISD is returning to district for modifications)

Hamtramck Public Schools (82060)

Instructions

This page uses data entered by Hamtramck Public Schools (82060) for ISD review. ISDs may accept this district submission by clicking **Accept District Form**. Alternatively, ISDs may return this form for modifications by clicking **Return for Modifications**. When this form is accepted by the ISD, the applicable district information will need to be included in the ISD Summary Justification Form.

Data

Below are the 1% Participation Rates for Hamtramck Public Schools (82060):

| Content Area | Total Tested | Alternate Tested | Spring 2021 Participation Rate |
|-----------------------|--------------|------------------|--------------------------------|
| English Language Arts | 442 | 4 | 0.9 |
| Mathematics | 445 | 3 | 0.7 |
| Science | 68 | 1 | 1.5 |
| Social Studies | 60 | 0 | 0 |

Professional Development Provided

| Question | Yes | No |
|---|----------------------------------|-----------------------|
| Did the individualized education program (IEP) teams utilize the state guidelines for participation in the alternate assessment to make assessment participation decisions? | <input checked="" type="radio"/> | <input type="radio"/> |

Please list professional development, informational sessions, and technical assistance provided regarding the 1% Cap and/or assessment selection and participation for the 2020-2021 school year.

| Audience | Date Occurred | Topics and Method of Training | Delivered by |
|---------------------|---------------|--|----------------|
| SE Staff | 10/23/2020 | Email Communication requiring staff to participate in the MDE on-line training modules | MDE |
| SE Staff, Admin, GE | 2/18/2022 | Overview of the MDE Guidance on Assessment Selection and Decision Making Tree | District Staff |

Contributing Factors

| Question | Yes | No |
|--|----------------------------------|----------------------------------|
| Did the district test fewer than 500 students total using statewide assessments? | <input checked="" type="radio"/> | <input type="radio"/> |
| Fewer than 8 students took MI-Access. | <input checked="" type="radio"/> | <input type="radio"/> |
| 8 or more students took MI-Access. | <input type="radio"/> | <input checked="" type="radio"/> |

| Question | Yes | No |
|--|-----------------------|----------------------------------|
| Did the district operate a center-based program or regional collaborative for students with significant cognitive impairments (serving students from in and outside of the district within a region or ISD)? | <input type="radio"/> | <input checked="" type="radio"/> |

Utilizing the Alternate Assessment data reports, complete the following table.

| Assessment Data Table | Number |
|--|--------|
| Total Number of students tested overall | |
| Total Number of students tested with MI-Access | |
| Students in center-based program from outside district | |
| Adjusted Total | 0 |
| Adjusted Participation Number | 0 |
| Adjusted Rate | 0% |

Please describe other justification as it specifically relates to Covid-19 and the Coronavirus Pandemic:

n/a

Please describe other justification:

n/a

2022 Projected Participation Rate

| Projected Participation Rate 2021 | Number |
|--|--------|
| District's Projected Participation Rate for 2021 (per the response on the 2020 alternate assessment projected participation form) | 0.5% |

Using students' IEP information, Michigan School Data System (MSDS), and other current data, complete the following table to calculate the 2022 projected participation rate.

| Projected Participation Rate 2022 | Number |
|---|--------|
| Total Number of students enrolled in grades 3, 4, 5, 6, 7, 8, 11 | 1616 |
| Total number of students whose IEPs designate MI-Access for state summative assessments in any content area | 8 |
| Projected Participation Rate for 2022 | 0.5% |

Local Plan

After reviewing all of the member district data for participation rates on the alternate assessment (MI-Access), detail below a summarized plan for providing professional development. This may include but is not limited to training on assessment selection, alternate assessment, alternate content standards, or planning for specialized instruction.

| Audience | Topics and Method of Training | Date |
|--|--|-----------|
| Bldg Administration, GE and SE Instructional Staff, Parents. | State Alternate Assessment Selection alignment with Specialized Instruction. | 2/18/2022 |

Disproportionality

| Question | Yes | No |
|--|-----------------------|----------------------------------|
| Did the member district receive notification from the ISD regarding disproportionality in participation in the alternate assessment? | <input type="radio"/> | <input checked="" type="radio"/> |

Resources and Technical Assistance

| Question | Yes | No |
|--|-----------------------|----------------------------------|
| Does the member district require additional resources and technical assistance from the ISD or MDE to ensure students are being assessed using the most appropriate state summative assessment tool based on the state guidelines? | <input type="radio"/> | <input checked="" type="radio"/> |

Please detail the need for additional resources and technical assistance.

Assurances

Please provide the following assurances.

| Question | Yes | No |
|---|----------------------------------|-----------------------|
| The member district IEP team members follow the state guidelines for participation in the alternate assessment. | <input checked="" type="radio"/> | <input type="radio"/> |
| The member district allows IEP team members to decide which students take an alternate assessment. | <input checked="" type="radio"/> | <input type="radio"/> |
| The member district addresses any issues of disproportionality in statewide assessment. | <input checked="" type="radio"/> | <input type="radio"/> |

District Comments

| |
|-----|
| n/a |
|-----|

ISD Comments

(required if ISD is returning to district for modifications)

[illegible]

Hanley International Academy (82986)

Instructions

This page uses data entered by Hanley International Academy (82986) for ISD review. ISDs may accept this district submission by clicking **Accept District Form**. Alternatively, ISDs may return this form for modifications by clicking **Return for Modifications**. When this form is accepted by the ISD, the applicable district information will need to be included in the ISD Summary Justification Form.

Data

Below are the 1% Participation Rates for Hanley International Academy (82986):

| Content Area | Total Tested | Alternate Tested | Spring 2021 Participation Rate |
|-----------------------|--------------|------------------|--------------------------------|
| English Language Arts | 404 | 5 | 1.2 |
| Mathematics | 400 | 5 | 1.3 |
| Science | 125 | 1 | 0.8 |
| Social Studies | 124 | 2 | 1.6 |

Professional Development Provided

| Question | Yes | No |
|---|----------------------------------|-----------------------|
| Did the individualized education program (IEP) teams utilize the state guidelines for participation in the alternate assessment to make assessment participation decisions? | <input checked="" type="radio"/> | <input type="radio"/> |

Please list professional development, informational sessions, and technical assistance provided regarding the 1% Cap and/or assessment selection and participation for the 2020-2021 school year.

| Audience | Date Occurred | Topics and Method of Training | Delivered by |
|--------------------|---------------|-------------------------------------|--------------|
| PSA Administrators | 5/11/2021 | Catamaran Preview - Virtual Session | MDE |
| PSA Administrators | 9/22/2021 | 1% Cap Overview | ISD Staff |

Contributing Factors

| Question | Yes | No |
|--|----------------------------------|----------------------------------|
| Did the district test fewer than 500 students total using statewide assessments? | <input checked="" type="radio"/> | <input type="radio"/> |
| Fewer than 8 students took MI-Access. | <input checked="" type="radio"/> | <input type="radio"/> |
| 8 or more students took MI-Access. | <input type="radio"/> | <input checked="" type="radio"/> |

| Question | Yes | No |
|--|-----------------------|----------------------------------|
| Did the district operate a center-based program or regional collaborative for students with significant cognitive impairments (serving students from in and outside of the district within a region or ISD)? | <input type="radio"/> | <input checked="" type="radio"/> |

Utilizing the Alternate Assessment data reports, complete the following table.

| Assessment Data Table | Number |
|--|--------|
| Total Number of students tested overall | |
| Total Number of students tested with MI-Access | |
| Students in center-based program from outside district | |
| Adjusted Total | 0 |
| Adjusted Participation Number | 0 |
| Adjusted Rate | 0% |

Please describe other justification as it specifically relates to Covid-19 and the Coronavirus Pandemic:

Please describe other justification:

The number of students assessed (statewide assessments and MI-Access) was in alignment with our enrollment

2022 Projected Participation Rate

| Projected Participation Rate 2021 | Number |
|--|--------|
| District's Projected Participation Rate for 2021 (per the response on the 2020 alternate assessment projected participation form) | 1.4% |

Using students' IEP information, Michigan School Data System (MSDS), and other current data, complete the following table to calculate the 2022 projected participation rate.

| Projected Participation Rate 2022 | Number |
|---|--------|
| Total Number of students enrolled in grades 3, 4, 5, 6, 7, 8, 11 | 439 |
| Total number of students whose IEPs designate MI-Access for state summative assessments in any content area | 4 |
| Projected Participation Rate for 2022 | 0.9% |

Local Plan

After reviewing all of the member district data for participation rates on the alternate assessment (MI-Access), detail below a summarized plan for providing professional development. This may include but is not limited to training on assessment selection, alternate assessment, alternate content standards, or planning for specialized instruction.

| Audience | Topics and Method of Training | Date |
|----------------------------|--|-----------|
| Special Education Teachers | Administering and Proctoring MSTEP and MI-Access assessments | 2/25/2022 |

Disproportionality

| Question | Yes | No |
|--|-----------------------|----------------------------------|
| Did the member district receive notification from the ISD regarding disproportionality in participation in the alternate assessment? | <input type="radio"/> | <input checked="" type="radio"/> |

Resources and Technical Assistance

| Question | Yes | No |
|--|-----------------------|----------------------------------|
| Does the member district require additional resources and technical assistance from the ISD or MDE to ensure students are being assessed using the most appropriate state summative assessment tool based on the state guidelines? | <input type="radio"/> | <input checked="" type="radio"/> |

Please detail the need for additional resources and technical assistance.

Assurances

Please provide the following assurances.

| Question | Yes | No |
|---|----------------------------------|-----------------------|
| The member district IEP team members follow the state guidelines for participation in the alternate assessment. | <input checked="" type="radio"/> | <input type="radio"/> |
| The member district allows IEP team members to decide which students take an alternate assessment. | <input checked="" type="radio"/> | <input type="radio"/> |
| The member district addresses any issues of disproportionality in statewide assessment. | <input checked="" type="radio"/> | <input type="radio"/> |

District Comments

ISD Comments

(required if ISD is returning to district for modifications)

[illegible]

Harper Woods City School District (82320)

Instructions

This page uses data entered by Harper Woods City School District (82320) for ISD review. ISDs may accept this district submission by clicking **Accept District Form**. Alternatively, ISDs may return this form for modifications by clicking **Return for Modifications**. When this form is accepted by the ISD, the applicable district information will need to be included in the ISD Summary Justification Form.

Data

Below are the 1% Participation Rates for Harper Woods City School District (82320):

| Content Area | Total Tested | Alternate Tested | Spring 2021 Participation Rate |
|-----------------------|--------------|------------------|--------------------------------|
| English Language Arts | 426 | 10 | 2.3 |
| Mathematics | 420 | 8 | 1.9 |
| Science | 168 | 4 | 2.4 |
| Social Studies | 165 | 3 | 1.8 |

Professional Development Provided

| Question | Yes | No |
|---|----------------------------------|-----------------------|
| Did the individualized education program (IEP) teams utilize the state guidelines for participation in the alternate assessment to make assessment participation decisions? | <input checked="" type="radio"/> | <input type="radio"/> |

Please list professional development, informational sessions, and technical assistance provided regarding the 1% Cap and/or assessment selection and participation for the 2020-2021 school year.

| Audience | Date Occurred | Topics and Method of Training | Delivered by |
|---|---------------|--|----------------|
| Special education teachers and service providers | 2/15/2021 | Determining the proper test for students with disabilities to take, utilizing the MDE website interactive tool for determining assessment. Virtual Meeting | District Staff |
| General education teachers, Special education teachers, service providers, test coordinators, school administrators | 6/2/2021 | Reviewing students accommodations and modifications for all tests including state tests, etc. and determining appropriate testing sites. Utilized the MDE website and tools to maximize student performance. | District Staff |

Contributing Factors

| Question | Yes | No |
|--|----------------------------------|----------------------------------|
| Did the district test fewer than 500 students total using statewide assessments? | <input checked="" type="radio"/> | <input type="radio"/> |
| Fewer than 8 students took MI-Access. | <input type="radio"/> | <input checked="" type="radio"/> |
| 8 or more students took MI-Access. | <input checked="" type="radio"/> | <input type="radio"/> |

| Question | Yes | No |
|--|-----------------------|----------------------------------|
| Did the district operate a center-based program or regional collaborative for students with significant cognitive impairments (serving students from in and outside of the district within a region or ISD)? | <input type="radio"/> | <input checked="" type="radio"/> |

Utilizing the Alternate Assessment data reports, complete the following table.

| Assessment Data Table | Number |
|--|--------|
| Total Number of students tested overall | |
| Total Number of students tested with MI-Access | |
| Students in center-based program from outside district | |
| Adjusted Total | 0 |
| Adjusted Participation Number | 0 |
| Adjusted Rate | 0% |

Please describe other justification as it specifically relates to Covid-19 and the Coronavirus Pandemic:

Attendance affected the number of students who tested for state testing.

Please describe other justification:

We have a class for cognitive impaired students in our middle school and high school. These students are included in the count for MI-Access.

2022 Projected Participation Rate

| Projected Participation Rate 2021 | Number |
|---|--------|
| District's Projected Participation Rate for 2021 (per the response on the 2020 alternate assessment projected participation form) | 1.2% |

Using students' IEP information, Michigan School Data System (MSDS), and other current data, complete the following table to calculate the 2022 projected participation rate.

| Projected Participation Rate 2022 | Number |
|---|--------|
| Total Number of students enrolled in grades 3, 4, 5, 6, 7, 8, 11 | 845 |
| Total number of students whose IEPs designate MI-Access for state summative assessments in any content area | 26 |
| Projected Participation Rate for 2022 | 3.1% |

Local Plan

After reviewing all of the member district data for participation rates on the alternate assessment (MI-Access), detail below a summarized plan for providing professional development. This may include but is not limited to training on assessment selection, alternate assessment, alternate content standards, or planning for specialized instruction.

| Audience | Topics and Method of Training | Date |
|--|---|----------|
| Special Education Teachers and service providers | Using the MDE Tool Kit and Site, the special education teachers and support staff reviewed the IEPs to determine the number of students who need to take the alternative assessments. IEPs were also reviewed for compliance and how to inform general education teachers of these assessments. | 9/1/2021 |
| Test Coordinators, Special Education Teachers, Support Staff | How to determine the students who qualify for MI-Access and ensure that they are taking the appropriate test for their ability using the MDE Tool Kit | 2/9/2022 |

Disproportionality

| Question | Yes | No |
|--|-----------------------|----------------------------------|
| Did the member district receive notification from the ISD regarding disproportionality in participation in the alternate assessment? | <input type="radio"/> | <input checked="" type="radio"/> |

Resources and Technical Assistance

| Question | Yes | No |
|--|-----------------------|----------------------------------|
| Does the member district require additional resources and technical assistance from the ISD or MDE to ensure students are being assessed using the most appropriate state summative assessment tool based on the state guidelines? | <input type="radio"/> | <input checked="" type="radio"/> |

Please detail the need for additional resources and technical assistance.

Assurances

Please provide the following assurances.

| Question | Yes | No |
|---|----------------------------------|-----------------------|
| The member district IEP team members follow the state guidelines for participation in the alternate assessment. | <input checked="" type="radio"/> | <input type="radio"/> |
| The member district allows IEP team members to decide which students take an alternate assessment. | <input checked="" type="radio"/> | <input type="radio"/> |
| The member district addresses any issues of disproportionality in statewide assessment. | <input checked="" type="radio"/> | <input type="radio"/> |

District Comments

ISD Comments

(required if ISD is returning to district for modifications)

A screenshot of a web browser window. The address bar shows "http://www.mindmeister.com/". Below it is a toolbar with various icons for editing and navigation. The main content area is blank white. At the bottom, there is a grey footer bar containing the text "© 2016 MindMeister AG".

Huron School District (82340)

Instructions

This page uses data entered by Huron School District (82340) for ISD review. ISDs may accept this district submission by clicking **Accept District Form**. Alternatively, ISDs may return this form for modifications by clicking **Return for Modifications**. When this form is accepted by the ISD, the applicable district information will need to be included in the ISD Summary Justification Form.

Data

Below are the 1% Participation Rates for Huron School District (82340):

| Content Area | Total Tested | Alternate Tested | Spring 2021 Participation Rate |
|-----------------------|--------------|------------------|--------------------------------|
| English Language Arts | 1153 | 11 | 1 |
| Mathematics | 1150 | 11 | 1 |
| Science | 440 | 7 | 1.6 |
| Social Studies | 418 | 3 | 0.7 |

Professional Development Provided

| Question | Yes | No |
|---|----------------------------------|-----------------------|
| Did the individualized education program (IEP) teams utilize the state guidelines for participation in the alternate assessment to make assessment participation decisions? | <input checked="" type="radio"/> | <input type="radio"/> |

Please list professional development, informational sessions, and technical assistance provided regarding the 1% Cap and/or assessment selection and participation for the 2020-2021 school year.

| Audience | Date Occurred | Topics and Method of Training | Delivered by |
|---|---------------|--|----------------|
| All Special Services Staff: Special Education Teachers and IEP team members | 11/3/2020 | Virtual Training on IEP Compliance and Decision Making. The training included the MDE guidelines for participation in the alternate assessment. | District Staff |
| Special Education Teachers for ASD and CI Programs | 1/18/2021 | Virtual Training provided to special education staff who teach in our programs for students with autism and cognitive impairments. The training involved discussion around alternate assessment. | District Staff |

Contributing Factors

| Question | Yes | No |
|--|-----------------------|----------------------------------|
| Did the district test fewer than 500 students total using statewide assessments? | <input type="radio"/> | <input checked="" type="radio"/> |
| Fewer than 8 students took MI-Access. | <input type="radio"/> | <input type="radio"/> |
| 8 or more students took MI-Access. | <input type="radio"/> | <input type="radio"/> |

| Question | Yes | No |
|--|----------------------------------|-----------------------|
| Did the district operate a center-based program or regional collaborative for students with significant cognitive impairments (serving students from in and outside of the district within a region or ISD)? | <input checked="" type="radio"/> | <input type="radio"/> |

Utilizing the Alternate Assessment data reports, complete the following table.

| Assessment Data Table | Number |
|--|--------|
| Total Number of students tested overall | 1153 |
| Total Number of students tested with MI-Access | 11 |
| Students in center-based program from outside district | 8 |
| Adjusted Total | 1145 |
| Adjusted Participation Number | 3 |
| Adjusted Rate | 0.3% |

Please describe other justification as it specifically relates to Covid-19 and the Coronavirus Pandemic:

The number of students who participated in statewide assessments in 2020-2021 was lower than we typically see. We had more families opt out of testing than we usually have, skewing our data.

Please describe other justification:

Huron operates an Act 18 Center Program for students with Autism. Other school districts in the downriver region refer students to the program in Huron.

2022 Projected Participation Rate

| Projected Participation Rate 2021 | Number |
|---|--------|
| District's Projected Participation Rate for 2021 (per the response on the 2020 alternate assessment projected participation form) | 1.8% |

| Projected Participation Rate 2022 | Number |
|---|--------|
| Total Number of students enrolled in grades 3, 4, 5, 6, 7, 8, 11 | 1366 |
| Total number of students whose IEPs designate MI-Access for state summative assessments in any content area | 38 |
| Projected Participation Rate for 2022 | 2.8% |

After reviewing all of the member district data for participation rates on the alternate assessment (MI-Access), detail below a summarized plan for providing professional development. This may include but is not limited to training on assessment selection, alternate assessment, alternate content standards, or planning for specialized instruction.

| Audience | Topics and Method of Training | Date |
|---|---|-----------|
| Administrators, Special Education Providers, Special Education Teachers | We will provide training on alternate assessment, making the determination, essential elements and the development of specialized instruction. The training will be provided through a webinar and will be followed by a one hour question/answer/discussion session. | 5/27/2022 |

| Question | Yes | No |
|--|-----------------------|----------------------------------|
| Did the member district receive notification from the ISD regarding disproportionality in participation in the alternate assessment? | <input type="radio"/> | <input checked="" type="radio"/> |

| Question | Yes | No |
|--|-----------------------|----------------------------------|
| Does the member district require additional resources and technical assistance from the ISD or MDE to ensure students are being assessed using the most appropriate state summative assessment tool based on the state guidelines? | <input type="radio"/> | <input checked="" type="radio"/> |

Please provide the following assurances.

| Question | Yes | No |
|---|----------------------------------|-----------------------|
| The member district IEP team members follow the state guidelines for participation in the alternate assessment. | <input checked="" type="radio"/> | <input type="radio"/> |
| The member district allows IEP team members to decide which students take an alternate assessment. | <input checked="" type="radio"/> | <input type="radio"/> |
| The member district addresses any issues of disproportionality in statewide assessment. | <input checked="" type="radio"/> | <input type="radio"/> |

[illegible]

Lincoln Park Public Schools (82090)

Instructions

This page uses data entered by Lincoln Park Public Schools (82090) for ISD review. ISDs may accept this district submission by clicking **Accept District Form**. Alternatively, ISDs may return this form for modifications by clicking **Return for Modifications**. When this form is accepted by the ISD, the applicable district information will need to be included in the ISD Summary Justification Form.

Data

Below are the 1% Participation Rates for Lincoln Park Public Schools (82090):

| Content Area | Total Tested | Alternate Tested | Spring 2021 Participation Rate |
|-----------------------|--------------|------------------|--------------------------------|
| English Language Arts | 1271 | 60 | 4.7 |
| Mathematics | 1176 | 59 | 5 |
| Science | 322 | 22 | 6.8 |
| Social Studies | 315 | 15 | 4.8 |

Professional Development Provided

| Question | Yes | No |
|---|----------------------------------|-----------------------|
| Did the individualized education program (IEP) teams utilize the state guidelines for participation in the alternate assessment to make assessment participation decisions? | <input checked="" type="radio"/> | <input type="radio"/> |

Please list professional development, informational sessions, and technical assistance provided regarding the 1% Cap and/or assessment selection and participation for the 2020-2021 school year.

| Audience | Date Occurred | Topics and Method of Training | Delivered by |
|-----------------------------|---------------|---|----------------|
| Special Education Providers | 9/8/2020 | Alternate Assessments. Handout and discussion | District Staff |
| Special Education Providers | 1/20/2020 | Alternate Assessments. Handout and discussion | District Staff |

Contributing Factors

| Question | Yes | No |
|--|-----------------------|----------------------------------|
| Did the district test fewer than 500 students total using statewide assessments? | <input type="radio"/> | <input checked="" type="radio"/> |
| Fewer than 8 students took MI-Access. | <input type="radio"/> | <input type="radio"/> |
| 8 or more students took MI-Access. | <input type="radio"/> | <input type="radio"/> |

| Question | Yes | No |
|--|----------------------------------|-----------------------|
| Did the district operate a center-based program or regional collaborative for students with significant cognitive impairments (serving students from in and outside of the district within a region or ISD)? | <input checked="" type="radio"/> | <input type="radio"/> |

Utilizing the Alternate Assessment data reports, complete the following table.

| Assessment Data Table | Number |
|--|--------|
| Total Number of students tested overall | 1048 |
| Total Number of students tested with MI-Access | 62 |
| Students in center-based program from outside district | 21 |
| Adjusted Total | 1027 |
| Adjusted Participation Number | 41 |
| Adjusted Rate | 4% |

Please describe other justification as it specifically relates to Covid-19 and the Coronavirus Pandemic:

Due to COVID 19 and the Coronavirus Pandemic, the State of Michigan offered these assessments as voluntary. While we did do our best to encourage students to participate, due to virtual learning, COVID restrictions, and fear, our testing numbers do not reflect typical school year. We had significantly less students participate in testing overall than the previous year. Total number of students tested in 2020 - 2441; Total number of students tested in 2021 - 1048

Please describe other justification:

In addition to operating a center program, we have two CI categorical classrooms as well as a certificate of completion program at our middle and high school. The majority of these students take the alternate assessment because they receive a modified curriculum and are on a certificate of completion track.

2022 Projected Participation Rate

| Projected Participation Rate 2021 | Number |
|--|--------|
| District's Projected Participation Rate for 2021 (per the response on the 2020 alternate assessment projected participation form) | 3.4% |

| Projected Participation Rate 2022 | Number |
|---|--------|
| Total Number of students enrolled in grades 3, 4, 5, 6, 7, 8, 11 | 2696 |
| Total number of students whose IEPs designate MI-Access for state summative assessments in any content area | 102 |
| Projected Participation Rate for 2022 | 3.8% |

Local Plan

After reviewing all of the member district data for participation rates on the alternate assessment (MI-Access), detail below a summarized plan for providing professional development. This may include but is not limited to training on assessment selection, alternate assessment, alternate content standards, or planning for specialized instruction.

| Audience | Topics and Method of Training | Date |
|---------------------------------|--|----------|
| All special education providers | How to choose appropriate assessment using guidelines from MDE | 9/6/2022 |

Disproportionality

| Question | Yes | No |
|--|-----------------------|----------------------------------|
| Did the member district receive notification from the ISD regarding disproportionality in participation in the alternate assessment? | <input type="radio"/> | <input checked="" type="radio"/> |

Resources and Technical Assistance

| Question | Yes | No |
|--|-----------------------|----------------------------------|
| Does the member district require additional resources and technical assistance from the ISD or MDE to ensure students are being assessed using the most appropriate state summative assessment tool based on the state guidelines? | <input type="radio"/> | <input checked="" type="radio"/> |

Please detail the need for additional resources and technical assistance.

Assurances

Please provide the following assurances.

| Question | Yes | No |
|---|----------------------------------|-----------------------|
| The member district IEP team members follow the state guidelines for participation in the alternate assessment. | <input checked="" type="radio"/> | <input type="radio"/> |
| The member district allows IEP team members to decide which students take an alternate assessment. | <input checked="" type="radio"/> | <input type="radio"/> |
| The member district addresses any issues of disproportionality in statewide assessment. | <input checked="" type="radio"/> | <input type="radio"/> |

District Comments

Our district runs the 3rd largest ASD center based program in Wayne County. This is a significant reason why we continue to be above the 1% CAP. Almost all students in this program are on a modified curriculum and take the alternate assessment. We will continue to train IEP teams on how to choose the appropriate assessment using the MDE guidelines.

ISD Comments

(required if ISD is returning to district for modifications)

A screenshot of a web browser toolbar. The toolbar contains several icons: a pair of scissors for cutting, a document with an arrow for copying, a document with a checkmark for pasting, a document with a magnifying glass for finding, a left-pointing arrow for back, a right-pointing arrow for forward, a dropdown menu with 'ABC' and a checkmark for spell check, a bold 'B' icon, an italic 'I' icon, an underlined 'U' icon, a list icon, a table icon, a link icon, a text color icon, a background color icon, a link icon, and a refresh/clear icon. The toolbar is set against a light gray background.

Livonia Public Schools School District (82095)

Instructions

This page uses data entered by Livonia Public Schools School District (82095) for ISD review. ISDs may accept this district submission by clicking **Accept District Form**. Alternatively, ISDs may return this form for modifications by clicking **Return for Modifications**. When this form is accepted by the ISD, the applicable district information will need to be included in the ISD Summary Justification Form.

Data

Below are the 1% Participation Rates for Livonia Public Schools School District (82095):

| Content Area | Total Tested | Alternate Tested | Spring 2021 Participation Rate |
|-----------------------|--------------|------------------|--------------------------------|
| English Language Arts | 5495 | 80 | 1.5 |
| Mathematics | 5492 | 69 | 1.3 |
| Science | 1741 | 37 | 2.1 |
| Social Studies | 1791 | 20 | 1.1 |

Professional Development Provided

| Question | Yes | No |
|---|----------------------------------|-----------------------|
| Did the individualized education program (IEP) teams utilize the state guidelines for participation in the alternate assessment to make assessment participation decisions? | <input checked="" type="radio"/> | <input type="radio"/> |

Please list professional development, informational sessions, and technical assistance provided regarding the 1% Cap and/or assessment selection and participation for the 2020-2021 school year.

| Audience | Date Occurred | Topics and Method of Training | Delivered by |
|-----------------------------|---------------|---|----------------|
| All special education staff | 9/2/2020 | Special education process and IEP compliance including alternate assessments. | District Staff |
| center-based staff | 11/20/2020 | MI Access updates with center-based staff | District Staff |

Contributing Factors

| Question | Yes | No |
|--|-----------------------|----------------------------------|
| Did the district test fewer than 500 students total using statewide assessments? | <input type="radio"/> | <input checked="" type="radio"/> |
| Fewer than 8 students took MI-Access. | <input type="radio"/> | <input type="radio"/> |
| 8 or more students took MI-Access. | <input type="radio"/> | <input type="radio"/> |

| Question | Yes | No |
|--|----------------------------------|-----------------------|
| Did the district operate a center-based program or regional collaborative for students with significant cognitive impairments (serving students from in and outside of the district within a region or ISD)? | <input checked="" type="radio"/> | <input type="radio"/> |

Utilizing the Alternate Assessment data reports, complete the following table.

| Assessment Data Table | Number |
|--|--------|
| Total Number of students tested overall | 5495 |
| Total Number of students tested with MI-Access | 80 |
| Students in center-based program from outside district | 58 |
| Adjusted Total | 5437 |
| Adjusted Participation Number | 22 |
| Adjusted Rate | 0.4% |

Please describe other justification as it specifically relates to Covid-19 and the Coronavirus Pandemic:

The District tested the number of students listed above, which is above 500 as questioned in #1. Livonia was in-person for the majority of the 20/21 school year.

Please describe other justification:

| |
|--|
| |
|--|

2022 Projected Participation Rate

| Projected Participation Rate 2021 | Number |
|--|--------|
| District's Projected Participation Rate for 2021 (per the response on the 2020 alternate assessment projected participation form) | 2.6% |

| Projected Participation Rate 2022 | Number |
|---|--------|
| Total Number of students enrolled in grades 3, 4, 5, 6, 7, 8, 11 | 6884 |
| Total number of students whose IEPs designate MI-Access for state summative assessments in any content area | 178 |
| Projected Participation Rate for 2022 | 2.6% |

After reviewing all of the member district data for participation rates on the alternate assessment (MI-Access), detail below a summarized plan for providing professional development. This may include but is not limited to training on assessment selection, alternate assessment, alternate content standards, or planning for specialized instruction.

| Audience | Topics and Method of Training | Date |
|--------------------------|--|-----------|
| SE rcr staff | Assessment decision tree for alternative assessment | 3/18/2022 |
| Individual team meetings | Overall IEP compliance and decision tree for alternative assessment. This includes all IEP team members and will be ongoing. | 1/7/2022 |

Disproportionality

| Question | Yes | No |
|--|----------------------------------|-----------------------|
| Did the member district receive notification from the ISD regarding disproportionality in participation in the alternate assessment? | <input checked="" type="radio"/> | <input type="radio"/> |

The district reported disproportionality in participation in the alternate assessment. Please indicate below each sub-group of disproportionality, the subject for which disproportionate use was demonstrated, as well as the district plan to address the indicated issues of disproportionality.

| Disproportionate Sub-group | Subject | Plan |
|----------------------------|-----------------------|--|
| African American | English Language Arts | The district will continue to provide professional development for our local programs and center-based programs regarding the decision tree for alternative assessments. IEP teams determine the most appropriate assessment based on relevant data. |
| African American | Math | The district will continue to provide professional development for our local programs and center-based programs regarding the decision tree for alternative assessments. IEP teams determine the most appropriate assessment based on relevant data. |

Resources and Technical Assistance

| Question | Yes | No |
|--|-----------------------|----------------------------------|
| Does the member district require additional resources and technical assistance from the ISD or MDE to ensure students are being assessed using the most appropriate state summative assessment tool based on the state guidelines? | <input type="radio"/> | <input checked="" type="radio"/> |

Please detail the need for additional resources and technical assistance.

Assurances

Please provide the following assurances.

| Question | Yes | No |
|---|----------------------------------|-----------------------|
| The member district IEP team members follow the state guidelines for participation in the alternate assessment. | <input checked="" type="radio"/> | <input type="radio"/> |
| The member district allows IEP team members to decide which students take an alternate assessment. | <input checked="" type="radio"/> | <input type="radio"/> |
| The member district addresses any issues of disproportionality in statewide assessment. | <input checked="" type="radio"/> | <input type="radio"/> |

District Comments

The alternative assessment is an IEP team decision based on a plethora of data sources and is only chosen when the student's needs are such that an alternative assessment will more accurately reflect the student's curriculum and knowledge.

ISD Comments

(required if ISD is returning to district for modifications)



Melvindale-North Allen Park Schools (82045)

Instructions

This page uses data entered by Melvindale-North Allen Park Schools (82045) for ISD review. ISDs may accept this district submission by clicking **Accept District Form**. Alternatively, ISDs may return this form for modifications by clicking **Return for Modifications**. When this form is accepted by the ISD, the applicable district information will need to be included in the ISD Summary Justification Form.

Data

Below are the 1% Participation Rates for Melvindale-North Allen Park Schools (82045):

| Content Area | Total Tested | Alternate Tested | Spring 2021 Participation Rate |
|-----------------------|--------------|------------------|--------------------------------|
| English Language Arts | 475 | 5 | 1.1 |
| Mathematics | 468 | 5 | 1.1 |
| Science | 165 | 2 | 1.2 |
| Social Studies | 160 | 2 | 1.3 |

Professional Development Provided

| Question | Yes | No |
|---|----------------------------------|-----------------------|
| Did the individualized education program (IEP) teams utilize the state guidelines for participation in the alternate assessment to make assessment participation decisions? | <input checked="" type="radio"/> | <input type="radio"/> |

Please list professional development, informational sessions, and technical assistance provided regarding the 1% Cap and/or assessment selection and participation for the 2020-2021 school year.

| Audience | Date Occurred | Topics and Method of Training | Delivered by |
|--|---------------|--|----------------|
| team members (TC, school psychologist, district special education secretary) | 10/12/2020 | Discussion of 1% CAP, review of data from previous years, distribution of MDE guidance | District Staff |
| team members at Allendale Elementary School | 12/18/2020 | Discussion of 1% CAP and MDE guidance | District Staff |
| district administrators | 2/9/2021 | Discussion of 1% CAP | District Staff |

Contributing Factors

| Question | Yes | No |
|--|-----------------------|----------------------------------|
| Did the district test fewer than 500 students total using statewide assessments? | <input type="radio"/> | <input checked="" type="radio"/> |
| Fewer than 8 students took MI-Access. | <input type="radio"/> | <input type="radio"/> |
| 8 or more students took MI-Access. | <input type="radio"/> | <input type="radio"/> |

| Question | Yes | No |
|--|-----------------------|----------------------------------|
| Did the district operate a center-based program or regional collaborative for students with significant cognitive impairments (serving students from in and outside of the district within a region or ISD)? | <input type="radio"/> | <input checked="" type="radio"/> |

Utilizing the Alternate Assessment data reports, complete the following table.

| Assessment Data Table | Number |
|--|--------|
| Total Number of students tested overall | |
| Total Number of students tested with MI-Access | |
| Students in center-based program from outside district | |
| Adjusted Total | 0 |
| Adjusted Participation Number | 0 |
| Adjusted Rate | 0% |

Please describe other justification as it specifically relates to Covid-19 and the Coronavirus Pandemic:

We were anticipating that by having only 5 students take the alternate assessment that we would be well under the 1% cap. However, our district was fully remote during last year's testing due to Covid-19. Because of this our general participation rate with the state testing was lower than it was in previous years. Therefore, our 5 students ended up being slightly over 1% of the total.

Please describe other justification:

2022 Projected Participation Rate

| Projected Participation Rate 2021 | Number |
|--|--------|
| District's Projected Participation Rate for 2021 (per the response on the 2020 alternate assessment projected participation form) | 0.9% |

Using students' IEP information, Michigan School Data System (MSDS), and other current data, complete the following table to calculate the 2022 projected participation rate.

| Projected Participation Rate 2022 | Number |
|---|--------|
| Total Number of students enrolled in grades 3, 4, 5, 6, 7, 8, 11 | 1527 |
| Total number of students whose IEPs designate MI-Access for state summative assessments in any content area | 11 |
| Projected Participation Rate for 2022 | 0.7% |

Local Plan

After reviewing all of the member district data for participation rates on the alternate assessment (MI-Access), detail below a summarized plan for providing professional development. This may include but is not limited to training on assessment selection, alternate assessment, alternate content standards, or planning for specialized instruction.

| Audience | Topics and Method of Training | Date |
|-------------------------|--|-----------|
| special education staff | google meet to discuss this years results with relevant speical education staff and provide guidance going forward | 1/14/2022 |

Disproportionality

| Question | Yes | No |
|--|-----------------------|----------------------------------|
| Did the member district receive notification from the ISD regarding disproportionality in participation in the alternate assessment? | <input type="radio"/> | <input checked="" type="radio"/> |

Resources and Technical Assistance

| Question | Yes | No |
|--|-----------------------|----------------------------------|
| Does the member district require additional resources and technical assistance from the ISD or MDE to ensure students are being assessed using the most appropriate state summative assessment tool based on the state guidelines? | <input type="radio"/> | <input checked="" type="radio"/> |

Please detail the need for additional resources and technical assistance.

Assurances

Please provide the following assurances.

| Question | Yes | No |
|---|----------------------------------|-----------------------|
| The member district IEP team members follow the state guidelines for participation in the alternate assessment. | <input checked="" type="radio"/> | <input type="radio"/> |
| The member district allows IEP team members to decide which students take an alternate assessment. | <input checked="" type="radio"/> | <input type="radio"/> |
| The member district addresses any issues of disproportionality in statewide assessment. | <input checked="" type="radio"/> | <input type="radio"/> |

District Comments

ISD Comments

(required if ISD is returning to district for modifications)

New Paradigm College Prep (82713)

Instructions

This page uses data entered by New Paradigm College Prep (82713) for ISD review. ISDs may accept this district submission by clicking **Accept District Form**. Alternatively, ISDs may return this form for modifications by clicking **Return for Modifications**. When this form is accepted by the ISD, the applicable district information will need to be included in the ISD Summary Justification Form.

Data

Below are the 1% Participation Rates for New Paradigm College Prep (82713):

| Content Area | Total Tested | Alternate Tested | Spring 2021 Participation Rate |
|-----------------------|--------------|------------------|--------------------------------|
| English Language Arts | 143 | 1 | 0.7 |
| Mathematics | 142 | 1 | 0.7 |
| Science | 44 | 1 | 2.3 |
| Social Studies | 42 | 0 | 0 |

Professional Development Provided

| Question | Yes | No |
|---|----------------------------------|-----------------------|
| Did the individualized education program (IEP) teams utilize the state guidelines for participation in the alternate assessment to make assessment participation decisions? | <input checked="" type="radio"/> | <input type="radio"/> |

Please list professional development, informational sessions, and technical assistance provided regarding the 1% Cap and/or assessment selection and participation for the 2020-2021 school year.

| Audience | Date Occurred | Topics and Method of Training | Delivered by |
|------------------------------|---------------|--|----------------|
| General Education/SPED Staff | 8/30/2020 | SPED Overview; State Testing; Accommodations/Modifications; Discipline | District Staff |
| General Education/SPED Staff | 8/19/2021 | SPED Overview; State Testing; Accommodations/Modifications; Discipline | District Staff |

Contributing Factors

| Question | Yes | No |
|--|----------------------------------|----------------------------------|
| Did the district test fewer than 500 students total using statewide assessments? | <input checked="" type="radio"/> | <input type="radio"/> |
| Fewer than 8 students took MI-Access. | <input checked="" type="radio"/> | <input type="radio"/> |
| 8 or more students took MI-Access. | <input type="radio"/> | <input checked="" type="radio"/> |

| Question | Yes | No |
|--|-----------------------|----------------------------------|
| Did the district operate a center-based program or regional collaborative for students with significant cognitive impairments (serving students from in and outside of the district within a region or ISD)? | <input type="radio"/> | <input checked="" type="radio"/> |

Utilizing the Alternate Assessment data reports, complete the following table.

| Assessment Data Table | Number |
|--|--------|
| Total Number of students tested overall | |
| Total Number of students tested with MI-Access | |
| Students in center-based program from outside district | |
| Adjusted Total | 0 |
| Adjusted Participation Number | 0 |
| Adjusted Rate | 0% |

Please describe other justification as it specifically relates to Covid-19 and the Coronavirus Pandemic:

There are no other justification as it relates to COVID-19.

Please describe other justification:

No other justification was required

2022 Projected Participation Rate

| Projected Participation Rate 2021 | Number |
|--|--------|
| District's Projected Participation Rate for 2021 (per the response on the 2020 alternate assessment projected participation form) | 0.6% |

Using students' IEP information, Michigan School Data System (MSDS), and other current data, complete the following table to calculate the 2022 projected participation rate.

| Projected Participation Rate 2022 | Number |
|---|--------|
| Total Number of students enrolled in grades 3, 4, 5, 6, 7, 8, 11 | 138 |
| Total number of students whose IEPs designate MI-Access for state summative assessments in any content area | 1 |
| Projected Participation Rate for 2022 | 0.7% |

Local Plan

After reviewing all of the member district data for participation rates on the alternate assessment (MI-Access), detail below a summarized plan for providing professional development. This may include but is not limited to training on assessment selection, alternate assessment, alternate content standards, or planning for specialized instruction.

| Audience | Topics and Method of Training | Date |
|------------------------------|--|-----------|
| General Education/SPED Staff | SPED Overview; State Testing; Accommodations/Modifications; Discipline | 8/30/2020 |

Disproportionality

| Question | Yes | No |
|--|-----------------------|----------------------------------|
| Did the member district receive notification from the ISD regarding disproportionality in participation in the alternate assessment? | <input type="radio"/> | <input checked="" type="radio"/> |

Resources and Technical Assistance

| Question | Yes | No |
|--|-----------------------|----------------------------------|
| Does the member district require additional resources and technical assistance from the ISD or MDE to ensure students are being assessed using the most appropriate state summative assessment tool based on the state guidelines? | <input type="radio"/> | <input checked="" type="radio"/> |

Please detail the need for additional resources and technical assistance.

Assurances

Please provide the following assurances.

| Question | Yes | No |
|---|----------------------------------|-----------------------|
| The member district IEP team members follow the state guidelines for participation in the alternate assessment. | <input checked="" type="radio"/> | <input type="radio"/> |
| The member district allows IEP team members to decide which students take an alternate assessment. | <input checked="" type="radio"/> | <input type="radio"/> |
| The member district addresses any issues of disproportionality in statewide assessment. | <input checked="" type="radio"/> | <input type="radio"/> |

District Comments

ISD Comments

(required if ISD is returning to district for modifications)

New Paradigm Glazer-Loving Academy (82735)

Instructions

This page uses data entered by New Paradigm Glazer-Loving Academy (82735) for ISD review. ISDs may accept this district submission by clicking **Accept District Form**. Alternatively, ISDs may return this form for modifications by clicking **Return for Modifications**. When this form is accepted by the ISD, the applicable district information will need to be included in the ISD Summary Justification Form.

Data

Below are the 1% Participation Rates for New Paradigm Glazer-Loving Academy (82735):

| Content Area | Total Tested | Alternate Tested | Spring 2021 Participation Rate |
|-----------------------|--------------|------------------|--------------------------------|
| English Language Arts | 168 | 2 | 1.2 |
| Mathematics | 168 | 2 | 1.2 |
| Science | 40 | 0 | 0 |
| Social Studies | 41 | 1 | 2.4 |

Professional Development Provided

| Question | Yes | No |
|---|----------------------------------|-----------------------|
| Did the individualized education program (IEP) teams utilize the state guidelines for participation in the alternate assessment to make assessment participation decisions? | <input checked="" type="radio"/> | <input type="radio"/> |

Please list professional development, informational sessions, and technical assistance provided regarding the 1% Cap and/or assessment selection and participation for the 2020-2021 school year.

| Audience | Date Occurred | Topics and Method of Training | Delivered by |
|----------------------------|---------------|--|----------------|
| Special Education Teachers | 8/31/2020 | Special Education Team Meeting- Reviewing policies and procedures . The training was held in person. The team wore mask and practiced social distancing. | District Staff |
| Special Education Teachers | 8/19/2021 | Special Education Team Meeting- Reviewing policies and procedures . The training was held virtually. | District Staff |

Contributing Factors

| Question | Yes | No |
|--|----------------------------------|----------------------------------|
| Did the district test fewer than 500 students total using statewide assessments? | <input checked="" type="radio"/> | <input type="radio"/> |
| Fewer than 8 students took MI-Access. | <input checked="" type="radio"/> | <input type="radio"/> |
| 8 or more students took MI-Access. | <input type="radio"/> | <input checked="" type="radio"/> |

| Question | Yes | No |
|--|-----------------------|----------------------------------|
| Did the district operate a center-based program or regional collaborative for students with significant cognitive impairments (serving students from in and outside of the district within a region or ISD)? | <input type="radio"/> | <input checked="" type="radio"/> |

Utilizing the Alternate Assessment data reports, complete the following table.

| Assessment Data Table | Number |
|--|--------|
| Total Number of students tested overall | |
| Total Number of students tested with MI-Access | |
| Students in center-based program from outside district | |
| Adjusted Total | 0 |
| Adjusted Participation Number | 0 |
| Adjusted Rate | 0% |

Please describe other justification as it specifically relates to Covid-19 and the Coronavirus Pandemic:

N/A

Please describe other justification:

N/a

2022 Projected Participation Rate

| Projected Participation Rate 2021 | Number |
|--|--------|
| District's Projected Participation Rate for 2021 (per the response on the 2020 alternate assessment projected participation form) | 0.9% |

Using students' IEP information, Michigan School Data System (MSDS), and other current data, complete the following table to calculate the 2022 projected participation rate.

| Projected Participation Rate 2022 | Number |
|---|--------|
| Total Number of students enrolled in grades 3, 4, 5, 6, 7, 8, 11 | 178 |
| Total number of students whose IEPs designate MI-Access for state summative assessments in any content area | 0 |
| Projected Participation Rate for 2022 | 0% |

Local Plan

After reviewing all of the member district data for participation rates on the alternate assessment (MI-Access), detail below a summarized plan for providing professional development. This may include but is not limited to training on assessment selection, alternate assessment, alternate content standards, or planning for specialized instruction.

| Audience | Topics and Method of Training | Date |
|----------------------------|---|----------|
| Special Education Teachers | Virtual Training on statewide assessments and alternate assessments | 2/4/2022 |

Disproportionality

| Question | Yes | No |
|--|-----------------------|----------------------------------|
| Did the member district receive notification from the ISD regarding disproportionality in participation in the alternate assessment? | <input type="radio"/> | <input checked="" type="radio"/> |

Resources and Technical Assistance

| Question | Yes | No |
|--|-----------------------|----------------------------------|
| Does the member district require additional resources and technical assistance from the ISD or MDE to ensure students are being assessed using the most appropriate state summative assessment tool based on the state guidelines? | <input type="radio"/> | <input checked="" type="radio"/> |

Please detail the need for additional resources and technical assistance.

Assurances

Please provide the following assurances.

| Question | Yes | No |
|---|----------------------------------|-----------------------|
| The member district IEP team members follow the state guidelines for participation in the alternate assessment. | <input checked="" type="radio"/> | <input type="radio"/> |
| The member district allows IEP team members to decide which students take an alternate assessment. | <input checked="" type="radio"/> | <input type="radio"/> |
| The member district addresses any issues of disproportionality in statewide assessment. | <input checked="" type="radio"/> | <input type="radio"/> |

District Comments

None

ISD Comments
(required if ISD is returning to district for modifications)

✂

📄

📄

📄

↶

↷

🔍

B

I

U

☰

☷

☰

☷

🔍

🗑

Oakland International Academy (63912)

Instructions

This page uses data entered by Oakland International Academy (63912) for ISD review. ISDs may accept this district submission by clicking **Accept District Form**. Alternatively, ISDs may return this form for modifications by clicking **Return for Modifications**. When this form is accepted by the ISD, the applicable district information will need to be included in the ISD Summary Justification Form.

Data

Below are the 1% Participation Rates for Oakland International Academy (63912):

| Content Area | Total Tested | Alternate Tested | Spring 2021 Participation Rate |
|-----------------------|--------------|------------------|--------------------------------|
| English Language Arts | 278 | 3 | 1.1 |
| Mathematics | 278 | 3 | 1.1 |
| Science | 133 | 0 | 0 |
| Social Studies | 130 | 0 | 0 |

Professional Development Provided

| Question | Yes | No |
|---|----------------------------------|-----------------------|
| Did the individualized education program (IEP) teams utilize the state guidelines for participation in the alternate assessment to make assessment participation decisions? | <input checked="" type="radio"/> | <input type="radio"/> |

Please list professional development, informational sessions, and technical assistance provided regarding the 1% Cap and/or assessment selection and participation for the 2020-2021 school year.

| Audience | Date Occurred | Topics and Method of Training | Delivered by |
|-------------------------|---------------|---|----------------|
| Special Education Staff | 9/21/2021 | Pre Identification of students that qualify for alternate assessments. Review of students IEP's who qualify for alternate assessments. | District Staff |
| Special Education Staff | 1/4/2022 | MDE Video" Pre-Identification of students" | District Staff |

Contributing Factors

| Question | Yes | No |
|--|----------------------------------|----------------------------------|
| Did the district test fewer than 500 students total using statewide assessments? | <input checked="" type="radio"/> | <input type="radio"/> |
| Fewer than 8 students took MI-Access. | <input checked="" type="radio"/> | <input type="radio"/> |
| 8 or more students took MI-Access. | <input type="radio"/> | <input checked="" type="radio"/> |

| Question | Yes | No |
|--|-----------------------|----------------------------------|
| Did the district operate a center-based program or regional collaborative for students with significant cognitive impairments (serving students from in and outside of the district within a region or ISD)? | <input type="radio"/> | <input checked="" type="radio"/> |

Utilizing the Alternate Assessment data reports, complete the following table.

| Assessment Data Table | Number |
|--|--------|
| Total Number of students tested overall | |
| Total Number of students tested with MI-Access | |
| Students in center-based program from outside district | |
| Adjusted Total | 0 |
| Adjusted Participation Number | 0 |
| Adjusted Rate | 0% |

Please describe other justification as it specifically relates to Covid-19 and the Coronavirus Pandemic:

Please describe other justification:

OIA does not operate a center-based program, but only offers a Resource Room for students with disabilities.

2022 Projected Participation Rate

| Projected Participation Rate 2021 | Number |
|--|--------|
| District's Projected Participation Rate for 2021 (per the response on the 2020 alternate assessment projected participation form) | 0.5% |

| Projected Participation Rate 2022 | Number |
|---|--------|
| Total Number of students enrolled in grades 3, 4, 5, 6, 7, 8, 11 | 386 |
| Total number of students whose IEPs designate MI-Access for state summative assessments in any content area | 4 |
| Projected Participation Rate for 2022 | 1% |

After reviewing all of the member district data for participation rates on the alternate assessment (MI-Access), detail below a summarized plan for providing professional development. This may include but is not limited to training on assessment selection, alternate assessment, alternate content standards, or planning for specialized instruction.

| Audience | Topics and Method of Training | Date |
|--------------------------------------|--|-----------|
| General Education Teachers | Child Find | 8/27/2021 |
| SVSU Authorized Schools | Various Special Education topics presented monthly via webinar and zoom format | |
| Special Education Teachers and Staff | Wayne RESA Special Education meetings held quarterly | |
| Compliance Director | Handling Mental Health Issues by NBI (webinar) | 2/16/2021 |

| Question | Yes | No |
|--|-----------------------|----------------------------------|
| Did the member district receive notification from the ISD regarding disproportionality in participation in the alternate assessment? | <input type="radio"/> | <input checked="" type="radio"/> |

| Question | Yes | No |
|--|-----------------------|----------------------------------|
| Does the member district require additional resources and technical assistance from the ISD or MDE to ensure students are being assessed using the most appropriate state summative assessment tool based on the state guidelines? | <input type="radio"/> | <input checked="" type="radio"/> |

Please provide the following assurances.

| Question | Yes | No |
|---|----------------------------------|-----------------------|
| The member district IEP team members follow the state guidelines for participation in the alternate assessment. | <input checked="" type="radio"/> | <input type="radio"/> |
| The member district allows IEP team members to decide which students take an alternate assessment. | <input checked="" type="radio"/> | <input type="radio"/> |
| The member district addresses any issues of disproportionality in statewide assessment. | <input checked="" type="radio"/> | <input type="radio"/> |

(required if ISD is returning to district for modifications)

[illegible]

Plymouth Educational Center Charter School (82904)

Instructions

This page uses data entered by Plymouth Educational Center Charter School (82904) for ISD review. ISDs may accept this district submission by clicking **Accept District Form**. Alternatively, ISDs may return this form for modifications by clicking **Return for Modifications**. When this form is accepted by the ISD, the applicable district information will need to be included in the ISD Summary Justification Form.

Data

Below are the 1% Participation Rates for Plymouth Educational Center Charter School (82904):

| Content Area | Total Tested | Alternate Tested | Spring 2021 Participation Rate |
|-----------------------|--------------|------------------|--------------------------------|
| English Language Arts | 79 | 1 | 1.3 |
| Mathematics | 82 | 1 | 1.2 |
| Science | 25 | 1 | 4 |
| Social Studies | 16 | 0 | 0 |

Professional Development Provided

| Question | Yes | No |
|---|----------------------------------|-----------------------|
| Did the individualized education program (IEP) teams utilize the state guidelines for participation in the alternate assessment to make assessment participation decisions? | <input checked="" type="radio"/> | <input type="radio"/> |

Please list professional development, informational sessions, and technical assistance provided regarding the 1% Cap and/or assessment selection and participation for the 2020-2021 school year.

| Audience | Date Occurred | Topics and Method of Training | Delivered by |
|---|---------------|--|--|
| Special Education Teachers, Assesment Proctors, and District/Building Testing Coordinators | 3/18/2021 | Assessment Integrity: Michigan Standards for Professional and Ethical Conduct in Test Administration and Reporting (Virtual Training with materials provided by MDE) | District Staff Camille Hibbler |
| Special Education Teachers, Assesment Proctors, and District/Building Testing Coordinators | 3/25/2021 | M-Step Proctor Training (Virtual Training with materials provided by MDE) | District Staff Camille Hibbler |
| Special Education Teachers, Assessment Proctors, and District/Building Testing Coordinators | 4/7/2021 | M-Step/MI-Access Accommodations (Virtual Training with materials provided by MDE) | District Staff Camille Hibbler/Angela Parkman |
| Special Education Teachers, Assesment Proctors, and District/Building Testing Coordinators | 4/16/2021 | MI-Access Proctor Training (Virtual Training with materials provided by MDE) | District Staff Camille Hibbler/Angela Parkman |

Contributing Factors

| Question | Yes | No |
|--|----------------------------------|----------------------------------|
| Did the district test fewer than 500 students total using statewide assessments? | <input checked="" type="radio"/> | <input type="radio"/> |
| Fewer than 8 students took MI-Access. | <input checked="" type="radio"/> | <input type="radio"/> |
| 8 or more students took MI-Access. | <input type="radio"/> | <input checked="" type="radio"/> |

| Question | Yes | No |
|--|-----------------------|----------------------------------|
| Did the district operate a center-based program or regional collaborative for students with significant cognitive impairments (serving students from in and outside of the district within a region or ISD)? | <input type="radio"/> | <input checked="" type="radio"/> |

Utilizing the Alternate Assessment data reports, complete the following table.

| Assessment Data Table | Number |
|--|--------|
| Total Number of students tested overall | |
| Total Number of students tested with MI-Access | |
| Students in center-based program from outside district | |
| Adjusted Total | 0 |
| Adjusted Participation Number | 0 |

| | |
|---------------|----|
| Adjusted Rate | 0% |
|---------------|----|

Please describe other justification as it specifically relates to Covid-19 and the Coronavirus Pandemic:

None

Please describe other justification:

None

2022 Projected Participation Rate

| Projected Participation Rate 2021 | Number |
|--|--------|
| District's Projected Participation Rate for 2021 (per the response on the 2020 alternate assessment projected participation form) | 1.7% |

Using students' IEP information, Michigan School Data System (MSDS), and other current data, complete the following table to calculate the 2022 projected participation rate.

| Projected Participation Rate 2022 | Number |
|---|--------|
| Total Number of students enrolled in grades 3, 4, 5, 6, 7, 8, 11 | 276 |
| Total number of students whose IEPs designate MI-Access for state summative assessments in any content area | 5 |
| Projected Participation Rate for 2022 | 1.8% |

Local Plan

After reviewing all of the member district data for participation rates on the alternate assessment (MI-Access), detail below a summarized plan for providing professional development. This may include but is not limited to training on assessment selection, alternate assessment, alternate content standards, or planning for specialized instruction.

| Audience | Topics and Method of Training | Date |
|--|---|-----------|
| Special Education Teachers and District/Building Testing Coordinators | How to determine if MI-Access is an appropriate alternate assessment and if so, how to determine which MI-Access assessment is appropriate (Participation, Supported Independence, or Functional Independence). (Virtual training with MI-Access criteria guidelines provided by MDE) | 3/7/2022 |
| Special Education Teachers and District/Building Testing Coordinators | State approved accommodations for M-Step/MI-Access (Virtual training with materials provided by MDE) | 3/9/2022 |
| Special Education Teachers and District/Building Testing Coordinators | Recording Students' Responses for MI-Access (Virtual training with materials provided by MDE) | 3/11/2022 |
| Special Education Teachers, Testing Proctors, and District/Building Testing Coordinators | Assessment Integrity: Michigan Standards for Professional and Ethical Conduct in Test Administration and Reporting (Virtual training with materials provided by MDE) | 3/14/2022 |
| Special Education Teachers, Testing Proctors, and District/Building Testing Coordinators | M-Step/MI-Access Proctor Training (Virtual training with materials provided by MDE) | 3/16/2022 |

Disproportionality

| Question | Yes | No |
|--|-----------------------|----------------------------------|
| Did the member district receive notification from the ISD regarding disproportionality in participation in the alternate assessment? | <input type="radio"/> | <input checked="" type="radio"/> |

Resources and Technical Assistance

| Question | Yes | No |
|--|-----------------------|----------------------------------|
| Does the member district require additional resources and technical assistance from the ISD or MDE to ensure students are being assessed using the most appropriate state summative assessment tool based on the state guidelines? | <input type="radio"/> | <input checked="" type="radio"/> |

Please detail the need for additional resources and technical assistance.

Assurances

Please provide the following assurances.

| Question | Yes | No |
|----------|-----|----|
|----------|-----|----|

Redford Union Schools, District No. 1 (82110)

Instructions

This page uses data entered by Redford Union Schools, District No. 1 (82110) for ISD review. ISDs may accept this district submission by clicking **Accept District Form**. Alternatively, ISDs may return this form for modifications by clicking **Return for Modifications**. When this form is accepted by the ISD, the applicable district information will need to be included in the ISD Summary Justification Form.

Data

Below are the 1% Participation Rates for Redford Union Schools, District No. 1 (82110):

| Content Area | Total Tested | Alternate Tested | Spring 2021 Participation Rate |
|-----------------------|--------------|------------------|--------------------------------|
| English Language Arts | 425 | 29 | 6.8 |
| Mathematics | 396 | 27 | 6.8 |
| Science | 154 | 17 | 11 |
| Social Studies | 145 | 6 | 4.1 |

Professional Development Provided

| Question | Yes | No |
|---|----------------------------------|-----------------------|
| Did the individualized education program (IEP) teams utilize the state guidelines for participation in the alternate assessment to make assessment participation decisions? | <input checked="" type="radio"/> | <input type="radio"/> |

Please list professional development, informational sessions, and technical assistance provided regarding the 1% Cap and/or assessment selection and participation for the 2020-2021 school year.

| Audience | Date Occurred | Topics and Method of Training | Delivered by |
|---|---------------|---|----------------|
| District Administration | 11/3/2020 | MDE MI-Access online module for assessment selection/MDE MI-Access flowchart for Alternate Assessment IEP Team decisions - In person | District Staff |
| RUHS special education teachers | 11/11/2020 | MDE MI-Access online module for assessment selection/MDE MI-Access flowchart for Alternate Assessment IEP Team decisions - Zoom participation | District Staff |
| Hilbert Middle School special ed. teachers | 11/3/2020 | MDE MI-Access online module for assessment selection/MDE MI-Access flowchart for Alternate Assessment IEP Team decisions - Zoom participation | District Staff |
| Beech Elementary/Hilbert special ed. teachers | 10/27/2020 | MDE MI-Access online module for assessment selection/MDE MI-Access flowchart for Alternate Assessment IEP Team decisions - Zoom participation | District Staff |
| Beech Center-based classroom teachers | 11/2/2020 | MDE MI-Access online module for assessment selection/MDE MI-Access flowchart for Alternate Assessment IEP Team decisions - Zoom participation | District Staff |
| Stuckey DT center program staff | 11/18/2020 | MDE MI-Access online module for assessment selection/MDE MI-Access flowchart for Alternate Assessment IEP Team decisions - Zoom participation | District Staff |
| Beck Teacher Consultants | 11/3/2020 | MDE MI-Access online module for assessment selection/MDE MI-Access flowchart for Alternate Assessment IEP Team decisions - Zoom participation | District Staff |

Contributing Factors

| Question | Yes | No |
|--|----------------------------------|----------------------------------|
| Did the district test fewer than 500 students total using statewide assessments? | <input checked="" type="radio"/> | <input type="radio"/> |
| Fewer than 8 students took MI-Access. | <input type="radio"/> | <input checked="" type="radio"/> |
| 8 or more students took MI-Access. | <input checked="" type="radio"/> | <input type="radio"/> |

| Question | Yes | No |
|--|----------------------------------|-----------------------|
| Did the district operate a center-based program or regional collaborative for students with significant cognitive impairments (serving students from in and outside of the district within a region or ISD)? | <input checked="" type="radio"/> | <input type="radio"/> |

Utilizing the Alternate Assessment data reports, complete the following table.

| Assessment Data Table | Number |
|--|--------|
| Total Number of students tested overall | 392 |
| Total Number of students tested with MI-Access | 28 |
| Students in center-based program from outside district | 21 |

| | |
|-------------------------------|------|
| Adjusted Total | 371 |
| Adjusted Participation Number | 7 |
| Adjusted Rate | 1.9% |

Please describe other justification as it specifically relates to Covid-19 and the Coronavirus Pandemic:

At testing time we were hybrid, where parents could choose to have their students come to school to be in person or stay at home for virtual learning. In order to take the test students had to come into school if they were hybrid to take the test in person. Parents made the decision as to whether to send their children to school to have the test administered.

Please describe other justification:

Redford Union is the operator of 3 center-based programs. The few years it has been the direction of the center based programs to service their own students and not to send to other operating districts. We have the most Redford Union students in our ASD center -based program whereas the other two have more out of district students because of the eligibilities of the students who are serviced by those programs.

2022 Projected Participation Rate

| Projected Participation Rate 2021 | Number |
|--|--------|
| District's Projected Participation Rate for 2021 (per the response on the 2020 alternate assessment projected participation form) | 2.8% |

Using students' IEP information, Michigan School Data System (MSDS), and other current data, complete the following table to calculate the 2022 projected participation rate.

| Projected Participation Rate 2022 | Number |
|---|--------|
| Total Number of students enrolled in grades 3, 4, 5, 6, 7, 8, 11 | 931 |
| Total number of students whose IEPs designate MI-Access for state summative assessments in any content area | 26 |
| Projected Participation Rate for 2022 | 2.8% |

Local Plan

After reviewing all of the member district data for participation rates on the alternate assessment (MI-Access), detail below a summarized plan for providing professional development. This may include but is not limited to training on assessment selection, alternate assessment, alternate content standards, or planning for specialized instruction.

| Audience | Topics and Method of Training | Date |
|---|--|-----------|
| Administration, special education teachers, service providers, | PD on how to determine appropriate assessment selection, including an alternate assessment, modules if available, using MDE guidelines in determination. If unable to provide on district PD day, individual building meetings will take place. Training with building Lead Teachers will be ongoing throughout the school year and they will also share this information with their building special education staff. | 4/29/2022 |
| Administration and special education staff including ancillary service providers. | Continued training in the school year of 2022 - 2023 with building special education teachers and administrators. If district PD day does not accommodate this training then the training will take place at the building levels. This information will be an ongoing topic of discussion with the special education staff providers. | 11/8/2022 |

Disproportionality

| Question | Yes | No |
|--|-----------------------|----------------------------------|
| Did the member district receive notification from the ISD regarding disproportionality in participation in the alternate assessment? | <input type="radio"/> | <input checked="" type="radio"/> |

Resources and Technical Assistance

| Question | Yes | No |
|--|-----------------------|----------------------------------|
| Does the member district require additional resources and technical assistance from the ISD or MDE to ensure students are being assessed using the most appropriate state summative assessment tool based on the state guidelines? | <input type="radio"/> | <input checked="" type="radio"/> |

Please detail the need for additional resources and technical assistance.

Assurances

Please provide the following assurances.

| Question | Yes | No |
|----------|-----|----|
|----------|-----|----|

River Rouge School District (82120)

Instructions

This page uses data entered by River Rouge School District (82120) for ISD review. ISDs may accept this district submission by clicking **Accept District Form**. Alternatively, ISDs may return this form for modifications by clicking **Return for Modifications**. When this form is accepted by the ISD, the applicable district information will need to be included in the ISD Summary Justification Form.

Data

Below are the 1% Participation Rates for River Rouge School District (82120):

| Content Area | Total Tested | Alternate Tested | Spring 2021 Participation Rate |
|-----------------------|--------------|------------------|--------------------------------|
| English Language Arts | 511 | 6 | 1.2 |
| Mathematics | 531 | 6 | 1.1 |
| Science | 186 | 0 | 0 |
| Social Studies | 176 | 1 | 0.6 |

Professional Development Provided

| Question | Yes | No |
|---|----------------------------------|-----------------------|
| Did the individualized education program (IEP) teams utilize the state guidelines for participation in the alternate assessment to make assessment participation decisions? | <input checked="" type="radio"/> | <input type="radio"/> |

Please list professional development, informational sessions, and technical assistance provided regarding the 1% Cap and/or assessment selection and participation for the 2020-2021 school year.

| Audience | Date Occurred | Topics and Method of Training | Delivered by |
|---|---------------|--|----------------|
| SPED Caseload Providers and ancillary support staff | 2/10/2021 | Professional Development: Review of state guidelines for participation in the alternate assessment | District Staff |
| Building Leaders | 2/9/2021 | Professional Development: Review of state guidelines for participation in the alternate assessment | District Staff |

Contributing Factors

| Question | Yes | No |
|--|----------------------------------|----------------------------------|
| Did the district test fewer than 500 students total using statewide assessments? | <input checked="" type="radio"/> | <input type="radio"/> |
| Fewer than 8 students took MI-Access. | <input checked="" type="radio"/> | <input type="radio"/> |
| 8 or more students took MI-Access. | <input type="radio"/> | <input checked="" type="radio"/> |

| Question | Yes | No |
|--|-----------------------|----------------------------------|
| Did the district operate a center-based program or regional collaborative for students with significant cognitive impairments (serving students from in and outside of the district within a region or ISD)? | <input type="radio"/> | <input checked="" type="radio"/> |

Utilizing the Alternate Assessment data reports, complete the following table.

| Assessment Data Table | Number |
|--|--------|
| Total Number of students tested overall | |
| Total Number of students tested with MI-Access | |
| Students in center-based program from outside district | |
| Adjusted Total | 0 |
| Adjusted Participation Number | 0 |
| Adjusted Rate | 0% |

Please describe other justification as it specifically relates to Covid-19 and the Coronavirus Pandemic:

| |
|--|
| Less than 50% of students in the district tested due to COVID-19 |
|--|

Please describe other justification:

| |
|---|
| Less than 2% of our special education population used an alternative assessment. This data is aligned with previous years data regarding alternative assessment. More than 1% of our special education population required us to use an alternative assessment based on their disability and cognition level. |
|---|

| Projected Participation Rate 2021 | Number |
|--|--------|
| District's Projected Participation Rate for 2021 (per the response on the 2020 alternate assessment projected participation form) | 1% |


| Projected Participation Rate 2022 | Number |
|---|--------|
| Total Number of students enrolled in grades 3, 4, 5, 6, 7, 8, 11 | 161 |
| Total number of students whose IEPs designate MI-Access for state summative assessments in any content area | 4 |
| Projected Participation Rate for 2022 | 2.5% |

| Audience | Topics and Method of Training | Date |
|--------------------------------------|-----------------------------------|----------|
| Special Education caseload providers | training on alternate assessment, | 2/9/2022 |

| Question | Yes | No |
|--|-----------------------|----------------------------------|
| Did the member district receive notification from the ISD regarding disproportionality in participation in the alternate assessment? | <input type="radio"/> | <input checked="" type="radio"/> |

| Question | Yes | No |
|--|-----------------------|----------------------------------|
| Does the member district require additional resources and technical assistance from the ISD or MDE to ensure students are being assessed using the most appropriate state summative assessment tool based on the state guidelines? | <input type="radio"/> | <input checked="" type="radio"/> |

| Question | Yes | No |
|---|----------------------------------|-----------------------|
| The member district IEP team members follow the state guidelines for participation in the alternate assessment. | <input checked="" type="radio"/> | <input type="radio"/> |
| The member district allows IEP team members to decide which students take an alternate assessment. | <input checked="" type="radio"/> | <input type="radio"/> |
| The member district addresses any issues of disproportionality in statewide assessment. | <input checked="" type="radio"/> | <input type="radio"/> |



Riverview Community School District (82400)

Instructions

This page uses data entered by Riverview Community School District (82400) for ISD review. ISDs may accept this district submission by clicking **Accept District Form**. Alternatively, ISDs may return this form for modifications by clicking **Return for Modifications**. When this form is accepted by the ISD, the applicable district information will need to be included in the ISD Summary Justification Form.

Data

Below are the 1% Participation Rates for Riverview Community School District (82400):

| Content Area | Total Tested | Alternate Tested | Spring 2021 Participation Rate |
|-----------------------|--------------|------------------|--------------------------------|
| English Language Arts | 1235 | 11 | 0.9 |
| Mathematics | 1259 | 11 | 0.9 |
| Science | 519 | 5 | 1 |
| Social Studies | 511 | 6 | 1.2 |

Professional Development Provided

| Question | Yes | No |
|---|----------------------------------|-----------------------|
| Did the individualized education program (IEP) teams utilize the state guidelines for participation in the alternate assessment to make assessment participation decisions? | <input checked="" type="radio"/> | <input type="radio"/> |

Please list professional development, informational sessions, and technical assistance provided regarding the 1% Cap and/or assessment selection and participation for the 2020-2021 school year.

| Audience | Date Occurred | Topics and Method of Training | Delivered by |
|---|---------------|--|----------------|
| All Special Services Staff: Special Education Teachers and IEP team members | 11/3/2020 | Virtual training took place on IEP Compliance and Decision Making. The training incorporated the MDE guidelines for participation in alternate assessment. Teams were trained on the MDE guidance. | District Staff |
| All Special Services Staff: Special Education Teachers and IEP team members | 1/18/2021 | Virtual training: Discussion based training on specialized instruction and linking the assessment to the curriculum. | District Staff |

Contributing Factors

| Question | Yes | No |
|--|-----------------------|----------------------------------|
| Did the district test fewer than 500 students total using statewide assessments? | <input type="radio"/> | <input checked="" type="radio"/> |
| Fewer than 8 students took MI-Access. | <input type="radio"/> | <input type="radio"/> |
| 8 or more students took MI-Access. | <input type="radio"/> | <input type="radio"/> |

| Question | Yes | No |
|--|-----------------------|----------------------------------|
| Did the district operate a center-based program or regional collaborative for students with significant cognitive impairments (serving students from in and outside of the district within a region or ISD)? | <input type="radio"/> | <input checked="" type="radio"/> |

Utilizing the Alternate Assessment data reports, complete the following table.

| Assessment Data Table | Number |
|--|--------|
| Total Number of students tested overall | |
| Total Number of students tested with MI-Access | |
| Students in center-based program from outside district | |
| Adjusted Total | 0 |
| Adjusted Participation Number | 0 |
| Adjusted Rate | 0% |

Please describe other justification as it specifically relates to Covid-19 and the Coronavirus Pandemic:

In 2020-2021, Riverview Community School District had the highest number of opt-out requests the district has ever seen. This is believed to be due to the Coronavirus Pandemic. This would impact our percentage of students participating in the alternate assessments because there were fewer students overall who participated in the assessment.

Please describe other justification:

2022 Projected Participation Rate

| Projected Participation Rate 2021 | Number |
|--|--------|
| District's Projected Participation Rate for 2021 (per the response on the 2020 alternate assessment projected participation form) | 0.6% |

Using students' IEP information, Michigan School Data System (MSDS), and other current data, complete the following table to calculate the 2022 projected participation rate.

| Projected Participation Rate 2022 | Number |
|---|--------|
| Total Number of students enrolled in grades 3, 4, 5, 6, 7, 8, 11 | 1491 |
| Total number of students whose IEPs designate MI-Access for state summative assessments in any content area | 10 |
| Projected Participation Rate for 2022 | 0.7% |

Local Plan

After reviewing all of the member district data for participation rates on the alternate assessment (MI-Access), detail below a summarized plan for providing professional development. This may include but is not limited to training on assessment selection, alternate assessment, alternate content standards, or planning for specialized instruction.

| Audience | Topics and Method of Training | Date |
|---|---|-----------|
| Administrators, Special Education Providers, Special Education Teachers | We will provide training on alternate assessment, making the determination for students to take the alternate assessment as well as the difference between the Common Core and the Essential Elements curriculum. We will provide this through a webinar which will be followed by a one hour question/answer/discussion session. | 5/27/2022 |

Disproportionality

| Question | Yes | No |
|--|-----------------------|----------------------------------|
| Did the member district receive notification from the ISD regarding disproportionality in participation in the alternate assessment? | <input type="radio"/> | <input checked="" type="radio"/> |

Resources and Technical Assistance

| Question | Yes | No |
|--|-----------------------|----------------------------------|
| Does the member district require additional resources and technical assistance from the ISD or MDE to ensure students are being assessed using the most appropriate state summative assessment tool based on the state guidelines? | <input type="radio"/> | <input checked="" type="radio"/> |

Please detail the need for additional resources and technical assistance.


Assurances

Please provide the following assurances.

| Question | Yes | No |
|---|----------------------------------|-----------------------|
| The member district IEP team members follow the state guidelines for participation in the alternate assessment. | <input checked="" type="radio"/> | <input type="radio"/> |
| The member district allows IEP team members to decide which students take an alternate assessment. | <input checked="" type="radio"/> | <input type="radio"/> |
| The member district addresses any issues of disproportionality in statewide assessment. | <input checked="" type="radio"/> | <input type="radio"/> |

District Comments

ISD Comments
(required if ISD is returning to district for modifications)



Romulus Community Schools (82130)

Instructions

This page uses data entered by Romulus Community Schools (82130) for ISD review. ISDs may accept this district submission by clicking **Accept District Form**. Alternatively, ISDs may return this form for modifications by clicking **Return for Modifications**. When this form is accepted by the ISD, the applicable district information will need to be included in the ISD Summary Justification Form.

Data

Below are the 1% Participation Rates for Romulus Community Schools (82130):

| Content Area | Total Tested | Alternate Tested | Spring 2021 Participation Rate |
|-----------------------|--------------|------------------|--------------------------------|
| English Language Arts | 648 | 19 | 2.9 |
| Mathematics | 641 | 18 | 2.8 |
| Science | 220 | 11 | 5 |
| Social Studies | 215 | 5 | 2.3 |

Professional Development Provided

| Question | Yes | No |
|---|----------------------------------|-----------------------|
| Did the individualized education program (IEP) teams utilize the state guidelines for participation in the alternate assessment to make assessment participation decisions? | <input checked="" type="radio"/> | <input type="radio"/> |

Please list professional development, informational sessions, and technical assistance provided regarding the 1% Cap and/or assessment selection and participation for the 2020-2021 school year.

| Audience | Date Occurred | Topics and Method of Training | Delivered by |
|----------|---------------|--|----------------|
| None | 1/3/2022 | No training has occurred in the last two years, due to COVID and changes in the district directors | District Staff |
| None | 9/7/2021 | No training has occurred in the last two years, due to COVID and changes in the district directors | District Staff |

Contributing Factors

| Question | Yes | No |
|--|-----------------------|----------------------------------|
| Did the district test fewer than 500 students total using statewide assessments? | <input type="radio"/> | <input checked="" type="radio"/> |
| Fewer than 8 students took MI-Access. | <input type="radio"/> | <input type="radio"/> |
| 8 or more students took MI-Access. | <input type="radio"/> | <input type="radio"/> |

| Question | Yes | No |
|--|-----------------------|----------------------------------|
| Did the district operate a center-based program or regional collaborative for students with significant cognitive impairments (serving students from in and outside of the district within a region or ISD)? | <input type="radio"/> | <input checked="" type="radio"/> |

Utilizing the Alternate Assessment data reports, complete the following table.

| Assessment Data Table | Number |
|--|--------|
| Total Number of students tested overall | |
| Total Number of students tested with MI-Access | |
| Students in center-based program from outside district | |
| Adjusted Total | 0 |
| Adjusted Participation Number | 0 |
| Adjusted Rate | 0% |

Please describe other justification as it specifically relates to Covid-19 and the Coronavirus Pandemic:

COVID-19 did not cause an impact on the over 1% requirement, because we arranged for transportation to pick up our students for their assessments.

Please describe other justification:

2022 Projected Participation Rate

| Projected Participation Rate 2021 | Number |
|--|--------|
| District's Projected Participation Rate for 2021 (per the response on the 2020 alternate assessment projected participation form) | 2% |

Using students' IEP information, Michigan School Data System (MSDS), and other current data, complete the following table to calculate the 2022 projected participation rate.

| Projected Participation Rate 2022 | Number |
|---|--------|
| Total Number of students enrolled in grades 3, 4, 5, 6, 7, 8, 11 | 1247 |
| Total number of students whose IEPs designate MI-Access for state summative assessments in any content area | 12 |
| Projected Participation Rate for 2022 | 1% |

Local Plan

After reviewing all of the member district data for participation rates on the alternate assessment (MI-Access), detail below a summarized plan for providing professional development. This may include but is not limited to training on assessment selection, alternate assessment, alternate content standards, or planning for specialized instruction.

| Audience | Topics and Method of Training | Date |
|--|--|----------|
| Special Education Teachers and Support Staff | I met with the special education teachers to discuss MiAccess and MStep assessment, and appropriate assessment selection for IEP students. We are planning to schedule another meeting to discuss the difference between M-Step and MiAccess assessment. | 3/1/2022 |

Disproportionality

| Question | Yes | No |
|--|-----------------------|----------------------------------|
| Did the member district receive notification from the ISD regarding disproportionality in participation in the alternate assessment? | <input type="radio"/> | <input checked="" type="radio"/> |

Resources and Technical Assistance

| Question | Yes | No |
|--|-----------------------|----------------------------------|
| Does the member district require additional resources and technical assistance from the ISD or MDE to ensure students are being assessed using the most appropriate state summative assessment tool based on the state guidelines? | <input type="radio"/> | <input checked="" type="radio"/> |

Please detail the need for additional resources and technical assistance.

Assurances

Please provide the following assurances.

| Question | Yes | No |
|---|----------------------------------|-----------------------|
| The member district IEP team members follow the state guidelines for participation in the alternate assessment. | <input checked="" type="radio"/> | <input type="radio"/> |
| The member district allows IEP team members to decide which students take an alternate assessment. | <input checked="" type="radio"/> | <input type="radio"/> |
| The member district addresses any issues of disproportionality in statewide assessment. | <input checked="" type="radio"/> | <input type="radio"/> |

District Comments

ISD Comments

(required if ISD is returning to district for modifications)



Sigma Academy for Leadership and Early Middle College (82770)

Instructions

This page uses data entered by Sigma Academy for Leadership and Early Middle College (82770) for ISD review. ISDs may accept this district submission by clicking **Accept District Form**. Alternatively, ISDs may return this form for modifications by clicking **Return for Modifications**. When this form is accepted by the ISD, the applicable district information will need to be included in the ISD Summary Justification Form.

Data

Below are the 1% Participation Rates for Sigma Academy for Leadership and Early Middle College (82770):

| Content Area | Total Tested | Alternate Tested | Spring 2021 Participation Rate |
|-----------------------|--------------|------------------|--------------------------------|
| English Language Arts | 8 | 1 | 12.5 |
| Mathematics | 8 | 1 | 12.5 |
| Science | 2 | 0 | 0 |
| Social Studies | 3 | 1 | 33.3 |

Professional Development Provided

| Question | Yes | No |
|---|----------------------------------|-----------------------|
| Did the individualized education program (IEP) teams utilize the state guidelines for participation in the alternate assessment to make assessment participation decisions? | <input checked="" type="radio"/> | <input type="radio"/> |

Please list professional development, informational sessions, and technical assistance provided regarding the 1% Cap and/or assessment selection and participation for the 2020-2021 school year.

| Audience | Date Occurred | Topics and Method of Training | Delivered by |
|----------|---------------|--------------------------------------|---------------|
| None | 6/30/2021 | No professional development occurred | Other None |
| None | 6/30/2021 | No professional development occurred | OtherNone |

Contributing Factors

| Question | Yes | No |
|--|----------------------------------|----------------------------------|
| Did the district test fewer than 500 students total using statewide assessments? | <input checked="" type="radio"/> | <input type="radio"/> |
| Fewer than 8 students took MI-Access. | <input checked="" type="radio"/> | <input type="radio"/> |
| 8 or more students took MI-Access. | <input type="radio"/> | <input checked="" type="radio"/> |

| Question | Yes | No |
|--|-----------------------|----------------------------------|
| Did the district operate a center-based program or regional collaborative for students with significant cognitive impairments (serving students from in and outside of the district within a region or ISD)? | <input type="radio"/> | <input checked="" type="radio"/> |

Utilizing the Alternate Assessment data reports, complete the following table.

| Assessment Data Table | Number |
|--|--------|
| Total Number of students tested overall | |
| Total Number of students tested with MI-Access | |
| Students in center-based program from outside district | |
| Adjusted Total | 0 |
| Adjusted Participation Number | 0 |
| Adjusted Rate | 0% |

Please describe other justification as it specifically relates to Covid-19 and the Coronavirus Pandemic:

Last year there were thirty-one students enrolled in grades K-10th. Eleven students were pre-registered to participate in the Michigan Department of Education's assessments. Two families decided not to volunteer to have their child participate in testing. Although the district did not have a formal written policy, we honored the MDE option that allowed for parents to decline their child/children from participating in M-STEP or MI-Access assessments. Therefore, nine students took the M-STEP and one student took the MI- Access.

Please describe other justification:

It should be noted that Sigma opened its doors last school year and our lack of professional development training last school year was due to it being the first year for the PSA.

2022 Projected Participation Rate

| Projected Participation Rate 2021 | Number |
|--|--------|
| District's Projected Participation Rate for 2021 (per the response on the 2020 alternate assessment projected participation form) | 10% |

Using students' IEP information, Michigan School Data System (MSDS), and other current data, complete the following table to calculate the 2022 projected participation rate.

| Projected Participation Rate 2022 | Number |
|---|--------|
| Total Number of students enrolled in grades 3, 4, 5, 6, 7, 8, 11 | 27 |
| Total number of students whose IEPs designate MI-Access for state summative assessments in any content area | 1 |
| Projected Participation Rate for 2022 | 3.7% |

Local Plan

After reviewing all of the member district data for participation rates on the alternate assessment (MI-Access), detail below a summarized plan for providing professional development. This may include but is not limited to training on assessment selection, alternate assessment, alternate content standards, or planning for specialized instruction.

| Audience | Topics and Method of Training | Date |
|---------------|---|-----------|
| Administrator | Assessment Selection Guidance online sponsored by Michigan Virtual Professional Learning Portal | 1/11/2022 |

Disproportionality

| Question | Yes | No |
|--|-----------------------|----------------------------------|
| Did the member district receive notification from the ISD regarding disproportionality in participation in the alternate assessment? | <input type="radio"/> | <input checked="" type="radio"/> |

Resources and Technical Assistance

| Question | Yes | No |
|--|-----------------------|----------------------------------|
| Does the member district require additional resources and technical assistance from the ISD or MDE to ensure students are being assessed using the most appropriate state summative assessment tool based on the state guidelines? | <input type="radio"/> | <input checked="" type="radio"/> |

Please detail the need for additional resources and technical assistance.

Assurances

Please provide the following assurances.

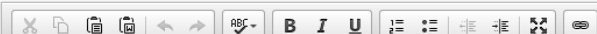
| Question | Yes | No |
|---|----------------------------------|-----------------------|
| The member district IEP team members follow the state guidelines for participation in the alternate assessment. | <input checked="" type="radio"/> | <input type="radio"/> |
| The member district allows IEP team members to decide which students take an alternate assessment. | <input checked="" type="radio"/> | <input type="radio"/> |
| The member district addresses any issues of disproportionality in statewide assessment. | <input checked="" type="radio"/> | <input type="radio"/> |

District Comments

To ensure that there are not any issues of disproportionality in statewide identification of special education eligibility and statewide assessments, the district requires that two different cognitive assessments be administered as part of the Cognitive Impairment eligibility process. The cognitive assessment tools must consist of a verbal and nonverbal instrument, to ensure that language deficits and cultural biases have been accounted for. This process helps ensure that minority children are not over-identify as having a Cognitive Impairment. Next, we follow the state guidelines related to a student participating in an alternative assessment.

ISD Comments

(required if ISD is returning to district for modifications)



This PSA is in its second year of education students.

South Canton Scholars Charter Academy (82729)

Instructions

This page uses data entered by South Canton Scholars Charter Academy (82729) for ISD review. ISDs may accept this district submission by clicking **Accept District Form**. Alternatively, ISDs may return this form for modifications by clicking **Return for Modifications**. When this form is accepted by the ISD, the applicable district information will need to be included in the ISD Summary Justification Form.

Data

Below are the 1% Participation Rates for South Canton Scholars Charter Academy (82729):

| Content Area | Total Tested | Alternate Tested | Spring 2021 Participation Rate |
|-----------------------|--------------|------------------|--------------------------------|
| English Language Arts | 465 | 2 | 0.4 |
| Mathematics | 464 | 2 | 0.4 |
| Science | 144 | 0 | 0 |
| Social Studies | 146 | 2 | 1.4 |

Professional Development Provided

| Question | Yes | No |
|---|----------------------------------|-----------------------|
| Did the individualized education program (IEP) teams utilize the state guidelines for participation in the alternate assessment to make assessment participation decisions? | <input checked="" type="radio"/> | <input type="radio"/> |

Please list professional development, informational sessions, and technical assistance provided regarding the 1% Cap and/or assessment selection and participation for the 2020-2021 school year.

| Audience | Date Occurred | Topics and Method of Training | Delivered by |
|----------------------------|---------------|--------------------------------------|----------------------------------|
| Special education teachers | 8/18/2021 | MDE Decision making interactive tool | District Staff Brian Owens |
| Administrators | 10/14/2021 | MDE Decision making interactive tool | District Staff Stacie O'Neill |

Contributing Factors

| Question | Yes | No |
|--|----------------------------------|----------------------------------|
| Did the district test fewer than 500 students total using statewide assessments? | <input checked="" type="radio"/> | <input type="radio"/> |
| Fewer than 8 students took MI-Access. | <input checked="" type="radio"/> | <input type="radio"/> |
| 8 or more students took MI-Access. | <input type="radio"/> | <input checked="" type="radio"/> |

| Question | Yes | No |
|--|-----------------------|----------------------------------|
| Did the district operate a center-based program or regional collaborative for students with significant cognitive impairments (serving students from in and outside of the district within a region or ISD)? | <input type="radio"/> | <input checked="" type="radio"/> |

Utilizing the Alternate Assessment data reports, complete the following table.

| Assessment Data Table | Number |
|--|--------|
| Total Number of students tested overall | |
| Total Number of students tested with MI-Access | |
| Students in center-based program from outside district | |
| Adjusted Total | 0 |
| Adjusted Participation Number | 0 |
| Adjusted Rate | 0% |

Please describe other justification as it specifically relates to Covid-19 and the Coronavirus Pandemic:

Lower than typical number of general education students were tested during the 2021 testing window

Please describe other justification:

| Projected Participation Rate 2021 | Number |
|--|--------|
| District's Projected Participation Rate for 2021 (per the response on the 2020 alternate assessment projected participation form) | 0.4% |

| Projected Participation Rate 2022 | Number |
|---|--------|
| Total Number of students enrolled in grades 3, 4, 5, 6, 7, 8, 11 | 423 |
| Total number of students whose IEPs designate MI-Access for state summative assessments in any content area | 1 |
| Projected Participation Rate for 2022 | 0.2% |

After reviewing all of the member district data for participation rates on the alternate assessment (MI-Access), detail below a summarized plan for providing professional development. This may include but is not limited to training on assessment selection, alternate assessment, alternate content standards, or planning for specialized instruction.


| Audience | Topics and Method of Training | Date |
|----------------------------|--------------------------------------|-----------|
| Special education teachers | MDE Decision making interactive tool | 3/23/2022 |

| Question | Yes | No |
|--|-----------------------|----------------------------------|
| Did the member district receive notification from the ISD regarding disproportionality in participation in the alternate assessment? | <input type="radio"/> | <input checked="" type="radio"/> |

| Question | Yes | No |
|--|-----------------------|----------------------------------|
| Does the member district require additional resources and technical assistance from the ISD or MDE to ensure students are being assessed using the most appropriate state summative assessment tool based on the state guidelines? | <input type="radio"/> | <input checked="" type="radio"/> |

| Question | Yes | No |
|---|----------------------------------|-----------------------|
| The member district IEP team members follow the state guidelines for participation in the alternate assessment. | <input checked="" type="radio"/> | <input type="radio"/> |
| The member district allows IEP team members to decide which students take an alternate assessment. | <input checked="" type="radio"/> | <input type="radio"/> |
| The member district addresses any issues of disproportionality in statewide assessment. | <input checked="" type="radio"/> | <input type="radio"/> |

A screenshot of a web browser toolbar. The toolbar contains several icons: a pair of scissors for cutting, a document with an arrow for copying, a document with a checkmark for pasting, a document with a magnifying glass for finding, a left-pointing arrow for back, a right-pointing arrow for forward, a checkmark in a box for undo, a bold 'B' button, an italic 'I' button, an underlined 'U' button, a list icon, a table icon, a link icon, a text color icon, a background color icon, a zoom in icon, a zoom out icon, a full screen icon, and a refresh icon.



South Redford School District (82140)

Instructions

This page uses data entered by South Redford School District (82140) for ISD review. ISDs may accept this district submission by clicking **Accept District Form**. Alternatively, ISDs may return this form for modifications by clicking **Return for Modifications**. When this form is accepted by the ISD, the applicable district information will need to be included in the ISD Summary Justification Form.

Data

Below are the 1% Participation Rates for South Redford School District (82140):

| Content Area | Total Tested | Alternate Tested | Spring 2021 Participation Rate |
|-----------------------|--------------|------------------|--------------------------------|
| English Language Arts | 632 | 8 | 1.3 |
| Mathematics | 637 | 8 | 1.3 |
| Science | 219 | 1 | 0.5 |
| Social Studies | 221 | 3 | 1.4 |

Professional Development Provided

| Question | Yes | No |
|---|----------------------------------|-----------------------|
| Did the individualized education program (IEP) teams utilize the state guidelines for participation in the alternate assessment to make assessment participation decisions? | <input checked="" type="radio"/> | <input type="radio"/> |

Please list professional development, informational sessions, and technical assistance provided regarding the 1% Cap and/or assessment selection and participation for the 2020-2021 school year.

| Audience | Date Occurred | Topics and Method of Training | Delivered by |
|-----------------------------|---------------|--|-----------------------------------|
| Elementary Special Ed staff | 4/15/2020 | Discussed the percentage of students participating in MI- Access and need to consider LRE/higher expectations | District Staff Lisa B Horvatic |
| Secondary Special Education | 3/30/2020 | Discussed the percentage of students participating in MI- Access and need to consider LRE/higher expectations | District Staff Lisa B Horvatic |
| District Admin Team | 1/29/2020 | Our district data consultant, along with me, reviewed data on MI-Access participation and reviewed it with district administrators. Talked about the importance of greater access to the general education curriculum for most students with disabilities. | District Staff |

Contributing Factors

| Question | Yes | No |
|--|-----------------------|----------------------------------|
| Did the district test fewer than 500 students total using statewide assessments? | <input type="radio"/> | <input checked="" type="radio"/> |
| Fewer than 8 students took MI-Access. | <input type="radio"/> | <input type="radio"/> |
| 8 or more students took MI-Access. | <input type="radio"/> | <input type="radio"/> |

| Question | Yes | No |
|--|-----------------------|----------------------------------|
| Did the district operate a center-based program or regional collaborative for students with significant cognitive impairments (serving students from in and outside of the district within a region or ISD)? | <input type="radio"/> | <input checked="" type="radio"/> |

Utilizing the Alternate Assessment data reports, complete the following table.

| Assessment Data Table | Number |
|--|--------|
| Total Number of students tested overall | |
| Total Number of students tested with MI-Access | |
| Students in center-based program from outside district | |
| Adjusted Total | 0 |
| Adjusted Participation Number | 0 |
| Adjusted Rate | 0% |

Please describe other justification as it specifically relates to Covid-19 and the Coronavirus Pandemic:

Our district is fairly new to having ASD center programs and has been adding a classroom each year since becoming an operating district. This has increased our numbers of in-district students who are appropriate for the MI-ACCESS. During the spring 2021 state assessment, the impact of Covid-19 reduced the overall participation of students taking the statewide assessments.

Unfortunately, I believe that the impact of the pandemic has also caused many of our students (those with disabilities and in general) to regress. Some that we might have been able to navigate the general education curriculum with support are now struggling greatly, even with our district efforts to accelerate learning for all upon our return to in-person since February 2021.

I do think that the lower participation rates last spring and the increased needs have unfortunately resulted in a lower percentage of students participating in MI-ACCESS in the current data than will be the case for our recommended number of students participating in MI-ACCESS for the spring 2022 state assessment. Our district data coordinator and I are very focused on having conversations with both administrators and staff about high expectations and working to increase the number of our students with disabilities who are able to access and meaningfully participate in the general education curriculum. Our next goal is to have this conversation with general education staff, who often pressure our building teams to look for more restrictive placements or need more support with scaffolding instruction for students with disabilities so they can be successful in the general education curriculum.

Please describe other justification:

2022 Projected Participation Rate

| Projected Participation Rate 2021 | Number |
|--|--------|
| District's Projected Participation Rate for 2021 (per the response on the 2020 alternate assessment projected participation form) | 1.7% |

Using students' IEP information, Michigan School Data System (MSDS), and other current data, complete the following table to calculate the 2022 projected participation rate.

| Projected Participation Rate 2022 | Number |
|---|--------|
| Total Number of students enrolled in grades 3, 4, 5, 6, 7, 8, 11 | 1496 |
| Total number of students whose IEPs designate MI-Access for state summative assessments in any content area | 30 |
| Projected Participation Rate for 2022 | 2% |

Local Plan

After reviewing all of the member district data for participation rates on the alternate assessment (MI-Access), detail below a summarized plan for providing professional development. This may include but is not limited to training on assessment selection, alternate assessment, alternate content standards, or planning for specialized instruction.

| Audience | Topics and Method of Training | Date |
|---|---|-----------|
| New and existing special education staff training | Address the importance of high expectations and the importance of the majority of students with IEPs having access to the general education curriculum. | 3/29/2022 |
| District administration | Continued discussion about LRE and student placement and services that best guarantee access to the general education curriculum for most students. Make a plan to bring this information to general education teachers via staff meetings. | 3/16/2022 |

Disproportionality

| Question | Yes | No |
|--|-----------------------|----------------------------------|
| Did the member district receive notification from the ISD regarding disproportionality in participation in the alternate assessment? | <input type="radio"/> | <input checked="" type="radio"/> |

Resources and Technical Assistance

| Question | Yes | No |
|--|-----------------------|----------------------------------|
| Does the member district require additional resources and technical assistance from the ISD or MDE to ensure students are being assessed using the most appropriate state summative assessment tool based on the state guidelines? | <input type="radio"/> | <input checked="" type="radio"/> |

Please detail the need for additional resources and technical assistance.

Assurances

Please provide the following assurances.

| Question | Yes | No |
|---|----------------------------------|-----------------------|
| The member district IEP team members follow the state guidelines for participation in the alternate assessment. | <input checked="" type="radio"/> | <input type="radio"/> |
| The member district allows IEP team members to decide which students take an alternate assessment. | <input checked="" type="radio"/> | <input type="radio"/> |
| The member district addresses any issues of disproportionality in statewide assessment. | <input checked="" type="radio"/> | <input type="radio"/> |

| |
|--|
| |
|--|

(required if ISD is returning to district for modifications)

Southgate Community School District (82405)

Instructions

This page uses data entered by Southgate Community School District (82405) for ISD review. ISDs may accept this district submission by clicking **Accept District Form**. Alternatively, ISDs may return this form for modifications by clicking **Return for Modifications**. When this form is accepted by the ISD, the applicable district information will need to be included in the ISD Summary Justification Form.

Data

Below are the 1% Participation Rates for Southgate Community School District (82405):

| Content Area | Total Tested | Alternate Tested | Spring 2021 Participation Rate |
|-----------------------|--------------|------------------|--------------------------------|
| English Language Arts | 875 | 7 | 0.8 |
| Mathematics | 875 | 7 | 0.8 |
| Science | 285 | 4 | 1.4 |
| Social Studies | 270 | 0 | 0 |

Professional Development Provided

| Question | Yes | No |
|---|----------------------------------|-----------------------|
| Did the individualized education program (IEP) teams utilize the state guidelines for participation in the alternate assessment to make assessment participation decisions? | <input checked="" type="radio"/> | <input type="radio"/> |

Please list professional development, informational sessions, and technical assistance provided regarding the 1% Cap and/or assessment selection and participation for the 2020-2021 school year.

| Audience | Date Occurred | Topics and Method of Training | Delivered by |
|------------------------------|---------------|--|----------------|
| All Special Ed Case Managers | 8/31/2020 | Special Education Staff meetings. Multiple topics, but included MDE Guidelines for Miaccess | District Staff |
| Parents | 8/31/2021 | Starting at the beginning of the school year and throughout parents are provided information about testing decisions at their child IEP. | District Staff |

Contributing Factors

| Question | Yes | No |
|--|-----------------------|----------------------------------|
| Did the district test fewer than 500 students total using statewide assessments? | <input type="radio"/> | <input checked="" type="radio"/> |
| Fewer than 8 students took MI-Access. | <input type="radio"/> | <input type="radio"/> |
| 8 or more students took MI-Access. | <input type="radio"/> | <input type="radio"/> |

| Question | Yes | No |
|--|-----------------------|----------------------------------|
| Did the district operate a center-based program or regional collaborative for students with significant cognitive impairments (serving students from in and outside of the district within a region or ISD)? | <input type="radio"/> | <input checked="" type="radio"/> |

Utilizing the Alternate Assessment data reports, complete the following table.

| Assessment Data Table | Number |
|--|--------|
| Total Number of students tested overall | |
| Total Number of students tested with MI-Access | |
| Students in center-based program from outside district | |
| Adjusted Total | 0 |
| Adjusted Participation Number | 0 |
| Adjusted Rate | 0% |

Please describe other justification as it specifically relates to Covid-19 and the Coronavirus Pandemic:

Due Covid-19 and the pandemic families were encouraged to have their students participate in statewide testing, but not required. Some declined due to fear of spread and their childrens health conditions. They were not required to tell us why they declined testing.

Please describe other justification:

2022 Projected Participation Rate

| Projected Participation Rate 2021 | Number |
|--|--------|
| District's Projected Participation Rate for 2021 (per the response on the 2020 alternate assessment projected participation form) | 1.2% |

Using students' IEP information, Michigan School Data System (MSDS), and other current data, complete the following table to calculate the 2022 projected participation rate.

| Projected Participation Rate 2022 | Number |
|---|--------|
| Total Number of students enrolled in grades 3, 4, 5, 6, 7, 8, 11 | 1592 |
| Total number of students whose IEPs designate MI-Access for state summative assessments in any content area | 17 |
| Projected Participation Rate for 2022 | 1.1% |

Local Plan

After reviewing all of the member district data for participation rates on the alternate assessment (MI-Access), detail below a summarized plan for providing professional development. This may include but is not limited to training on assessment selection, alternate assessment, alternate content standards, or planning for specialized instruction.

| Audience | Topics and Method of Training | Date |
|------------------------|---|-----------|
| Special services staff | Are given the procedures for determining appropriate state test at the beginning of each school year. It is also included in our procedures manual. | 9/30/2021 |
| Parents | Testing decisions are reviewed with parents at each students IEP | |

Disproportionality

| Question | Yes | No |
|--|-----------------------|----------------------------------|
| Did the member district receive notification from the ISD regarding disproportionality in participation in the alternate assessment? | <input type="radio"/> | <input checked="" type="radio"/> |

Resources and Technical Assistance

| Question | Yes | No |
|--|-----------------------|----------------------------------|
| Does the member district require additional resources and technical assistance from the ISD or MDE to ensure students are being assessed using the most appropriate state summative assessment tool based on the state guidelines? | <input type="radio"/> | <input checked="" type="radio"/> |

Please detail the need for additional resources and technical assistance.

Assurances


Please provide the following assurances.


| Question | Yes | No |
|---|----------------------------------|-----------------------|
| The member district IEP team members follow the state guidelines for participation in the alternate assessment. | <input checked="" type="radio"/> | <input type="radio"/> |
| The member district allows IEP team members to decide which students take an alternate assessment. | <input checked="" type="radio"/> | <input type="radio"/> |
| The member district addresses any issues of disproportionality in statewide assessment. | <input checked="" type="radio"/> | <input type="radio"/> |

District Comments

ISD Comments

(required if ISD is returning to district for modifications)





Summit Academy North (82938)

Instructions

This page uses data entered by Summit Academy North (82938) for ISD review. ISDs may accept this district submission by clicking **Accept District Form**. Alternatively, ISDs may return this form for modifications by clicking **Return for Modifications**. When this form is accepted by the ISD, the applicable district information will need to be included in the ISD Summary Justification Form.

Data

Below are the 1% Participation Rates for Summit Academy North (82938):

| Content Area | Total Tested | Alternate Tested | Spring 2021 Participation Rate |
|-----------------------|--------------|------------------|--------------------------------|
| English Language Arts | 149 | 12 | 8.1 |
| Mathematics | 138 | 0 | 0 |
| Science | 25 | 0 | 0 |
| Social Studies | 26 | 0 | 0 |

Professional Development Provided

| Question | Yes | No |
|---|----------------------------------|-----------------------|
| Did the individualized education program (IEP) teams utilize the state guidelines for participation in the alternate assessment to make assessment participation decisions? | <input checked="" type="radio"/> | <input type="radio"/> |

Please list professional development, informational sessions, and technical assistance provided regarding the 1% Cap and/or assessment selection and participation for the 2020-2021 school year.

| Audience | Date Occurred | Topics and Method of Training | Delivered by |
|----------------------------------|---------------|--|---------------------------------------|
| Director | 10/5/2021 | Assessment decision making discussion at the Statewide Assessment Determinations Meeting | ISD Staff |
| School Psychologist and Director | 1/13/2021 | Resources, webinars, and forms through MDE and Spotlight self study and weekly discussion for particular students | Otherwebinars, documents, forms study |
| Director | 9/23/2021 | Director added guidance documents to the staff handbook and sent an email for everyone to review and then followed up at weekly staff meetings to see if there were questions. It was explained that if an IEP team was considering MI-Access for a student that they must bring this up with admin and director at weekly meetings. | District Staff |

Contributing Factors

| Question | Yes | No |
|--|----------------------------------|----------------------------------|
| Did the district test fewer than 500 students total using statewide assessments? | <input checked="" type="radio"/> | <input type="radio"/> |
| Fewer than 8 students took MI-Access. | <input checked="" type="radio"/> | <input type="radio"/> |
| 8 or more students took MI-Access. | <input type="radio"/> | <input checked="" type="radio"/> |

| Question | Yes | No |
|--|-----------------------|----------------------------------|
| Did the district operate a center-based program or regional collaborative for students with significant cognitive impairments (serving students from in and outside of the district within a region or ISD)? | <input type="radio"/> | <input checked="" type="radio"/> |

Utilizing the Alternate Assessment data reports, complete the following table.

| Assessment Data Table | Number |
|--|--------|
| Total Number of students tested overall | |
| Total Number of students tested with MI-Access | |
| Students in center-based program from outside district | |
| Adjusted Total | 0 |
| Adjusted Participation Number | 0 |
| Adjusted Rate | 0% |

Please describe other justification as it specifically relates to Covid-19 and the Coronavirus Pandemic:

None of the students scheduled for MI-Access tested in the Spring 2021 testing window. They were scheduled to do so, but parents chose not to bring them in to test even though they were given an option. Many of our general education students also chose not to participate. The numbers on the Data page of this report are not accurate. No MI-Access students took the test and the following are the correct number of tested students for M-Step:

ELA: 27

Math: 27

Science: 34

SS: 34

I clicked the acknowledge data square on the Data page because it would not let me submit without clicking it, but the numbers are not accurate.

This was due to the parents not feeling comfortable bringing them in during COVID.

Please describe other justification:

The students assigned to take this test are students that are currently working on Essential Element goals and objectives. They are well below grade level and receive instruction in the resource math and or resource english class. Each year we look at their progress in the class, goals and objectives, and results of the evaluation to determine if they should move to the M-Step.

2022 Projected Participation Rate

| Projected Participation Rate 2021 | Number |
|--|--------|
| District's Projected Participation Rate for 2021 (per the response on the 2020 alternate assessment projected participation form) | 1.3% |

Using students' IEP information, Michigan School Data System (MSDS), and other current data, complete the following table to calculate the 2022 projected participation rate.

| Projected Participation Rate 2022 | Number |
|---|--------|
| Total Number of students enrolled in grades 3, 4, 5, 6, 7, 8, 11 | 892 |
| Total number of students whose IEPs designate MI-Access for state summative assessments in any content area | 14 |
| Projected Participation Rate for 2022 | 1.6% |

Local Plan

After reviewing all of the member district data for participation rates on the alternate assessment (MI-Access), detail below a summarized plan for providing professional development. This may include but is not limited to training on assessment selection, alternate assessment, alternate content standards, or planning for specialized instruction.

| Audience | Topics and Method of Training | Date |
|------------------------------|--|-----------|
| special ed service providers | Who Should Take the MI-Access test and Summit Academy North procedures for decision making. We will hold this over Zoom Meeting. | 2/17/2022 |

Disproportionality

| Question | Yes | No |
|--|-----------------------|----------------------------------|
| Did the member district receive notification from the ISD regarding disproportionality in participation in the alternate assessment? | <input type="radio"/> | <input checked="" type="radio"/> |

Resources and Technical Assistance

| Question | Yes | No |
|--|-----------------------|----------------------------------|
| Does the member district require additional resources and technical assistance from the ISD or MDE to ensure students are being assessed using the most appropriate state summative assessment tool based on the state guidelines? | <input type="radio"/> | <input checked="" type="radio"/> |

Please detail the need for additional resources and technical assistance.

Assurances

Please provide the following assurances.

| Question | Yes | No |
|---|----------------------------------|-----------------------|
| The member district IEP team members follow the state guidelines for participation in the alternate assessment. | <input checked="" type="radio"/> | <input type="radio"/> |
| The member district allows IEP team members to decide which students take an alternate assessment. | <input checked="" type="radio"/> | <input type="radio"/> |

Taylor School District (82150)

Instructions

This page uses data entered by Taylor School District (82150) for ISD review. ISDs may accept this district submission by clicking **Accept District Form**. Alternatively, ISDs may return this form for modifications by clicking **Return for Modifications**. When this form is accepted by the ISD, the applicable district information will need to be included in the ISD Summary Justification Form.

Data

Below are the 1% Participation Rates for Taylor School District (82150):

| Content Area | Total Tested | Alternate Tested | Spring 2021 Participation Rate |
|-----------------------|--------------|------------------|--------------------------------|
| English Language Arts | 673 | 25 | 3.7 |
| Mathematics | 667 | 25 | 3.7 |
| Science | 245 | 8 | 3.3 |
| Social Studies | 242 | 5 | 2.1 |

Professional Development Provided

| Question | Yes | No |
|---|----------------------------------|-----------------------|
| Did the individualized education program (IEP) teams utilize the state guidelines for participation in the alternate assessment to make assessment participation decisions? | <input checked="" type="radio"/> | <input type="radio"/> |

Please list professional development, informational sessions, and technical assistance provided regarding the 1% Cap and/or assessment selection and participation for the 2020-2021 school year.

| Audience | Date Occurred | Topics and Method of Training | Delivered by |
|----------|---------------|--------------------------------------|---------------|
| None | 6/30/2021 | No Professional Development Occurred | Other None |
| None | 6/30/2021 | No Professional Development Occurred | OtherNone |

Contributing Factors

| Question | Yes | No |
|--|-----------------------|----------------------------------|
| Did the district test fewer than 500 students total using statewide assessments? | <input type="radio"/> | <input checked="" type="radio"/> |
| Fewer than 8 students took MI-Access. | <input type="radio"/> | <input type="radio"/> |
| 8 or more students took MI-Access. | <input type="radio"/> | <input type="radio"/> |

| Question | Yes | No |
|--|----------------------------------|-----------------------|
| Did the district operate a center-based program or regional collaborative for students with significant cognitive impairments (serving students from in and outside of the district within a region or ISD)? | <input checked="" type="radio"/> | <input type="radio"/> |

Utilizing the Alternate Assessment data reports, complete the following table.

| Assessment Data Table | Number |
|--|--------|
| Total Number of students tested overall | 673 |
| Total Number of students tested with MI-Access | 23 |
| Students in center-based program from outside district | 32 |
| Adjusted Total | 641 |
| Adjusted Participation Number | 0 |
| Adjusted Rate | 0% |

Please describe other justification as it specifically relates to Covid-19 and the Coronavirus Pandemic:

Out total numbers decreased by approximately 80% due to COVID and the majority of the students choosing virtual education at this time. The choice of this format led many families to choose not to attend the assessments.

Please describe other justification:

Our center-based program was better attended to more students being in access to these programs

Our center-based systems were better attended to more students being in-person in these programs.

2022 Projected Participation Rate

| Projected Participation Rate 2021 | Number |
|--|--------|
| District's Projected Participation Rate for 2021 (per the response on the 2020 alternate assessment projected participation form) | 4.4% |

Using students' IEP information, Michigan School Data System (MSDS), and other current data, complete the following table to calculate the 2022 projected participation rate.

| Projected Participation Rate 2022 | Number |
|---|--------|
| Total Number of students enrolled in grades 3, 4, 5, 6, 7, 8, 11 | 2847 |
| Total number of students whose IEPs designate MI-Access for state summative assessments in any content area | 130 |
| Projected Participation Rate for 2022 | 4.6% |

Local Plan

After reviewing all of the member district data for participation rates on the alternate assessment (MI-Access), detail below a summarized plan for providing professional development. This may include but is not limited to training on assessment selection, alternate assessment, alternate content standards, or planning for specialized instruction.

| Audience | Topics and Method of Training | Date |
|----------------|--|-----------|
| Administration | The Michigan guideline for participation in the alternate assessment (MI-Access): Alternate assessment guidelines will be provided and reviewed during the K-12 leadership meetings. Administrators will also be provided with access to the assessment selection guidelines training on line module to be completed individually. | 2/24/2022 |
| SE Staff | Michigan guideline for participation in the alternate assessment (MI-Access): Alternate assessment guidelines will be provided and discussed. | 2/22/2022 |
| Parents | Michigan guideline for participation in the alternate assessment (MI-Access): Alternate assessment guidelines will be made available on our website, as well as, provided to any parent who has a student that may be eligible to participate in the state's alternate assessment. | 4/1/2022 |

Disproportionality

| Question | Yes | No |
|--|-----------------------|----------------------------------|
| Did the member district receive notification from the ISD regarding disproportionality in participation in the alternate assessment? | <input type="radio"/> | <input checked="" type="radio"/> |

Resources and Technical Assistance

| Question | Yes | No |
|--|-----------------------|----------------------------------|
| Does the member district require additional resources and technical assistance from the ISD or MDE to ensure students are being assessed using the most appropriate state summative assessment tool based on the state guidelines? | <input type="radio"/> | <input checked="" type="radio"/> |

Please detail the need for additional resources and technical assistance.

Assurances

Please provide the following assurances.

| Question | Yes | No |
|---|----------------------------------|-----------------------|
| The member district IEP team members follow the state guidelines for participation in the alternate assessment. | <input checked="" type="radio"/> | <input type="radio"/> |
| The member district allows IEP team members to decide which students take an alternate assessment. | <input checked="" type="radio"/> | <input type="radio"/> |
| The member district addresses any issues of disproportionality in statewide assessment. | <input checked="" type="radio"/> | <input type="radio"/> |

District Comments

There has been a staffing change with the SE director and although the district is confident the PD was provided as planned during the 2019-20 or 2020-21 school year, but during a different date due to COVID. However, it has been unable to locate concrete evidence of the training. Also, the district will implement the current PD plan as written to ensure all relevant staff are trained.

ISD Comments
(required if ISD is returning to district for modifications)

ABC

The Dearborn Academy (82928)

Instructions

This page uses data entered by The Dearborn Academy (82928) for ISD review. ISDs may accept this district submission by clicking **Accept District Form**. Alternatively, ISDs may return this form for modifications by clicking **Return for Modifications**. When this form is accepted by the ISD, the applicable district information will need to be included in the ISD Summary Justification Form.

Data

Below are the 1% Participation Rates for The Dearborn Academy (82928):

| Content Area | Total Tested | Alternate Tested | Spring 2021 Participation Rate |
|-----------------------|--------------|------------------|--------------------------------|
| English Language Arts | 241 | 6 | 2.5 |
| Mathematics | 239 | 6 | 2.5 |
| Science | 80 | 2 | 2.5 |
| Social Studies | 78 | 0 | 0 |

Professional Development Provided

| Question | Yes | No |
|---|----------------------------------|-----------------------|
| Did the individualized education program (IEP) teams utilize the state guidelines for participation in the alternate assessment to make assessment participation decisions? | <input checked="" type="radio"/> | <input type="radio"/> |

Please list professional development, informational sessions, and technical assistance provided regarding the 1% Cap and/or assessment selection and participation for the 2020-2021 school year.

| Audience | Date Occurred | Topics and Method of Training | Delivered by |
|---------------------------|---------------|--|----------------|
| Special Education Team | 9/14/2020 | Reviewed the guidelines with staff as we do every year and provided copies. | District Staff |
| Resource Program Teachers | 1/25/2021 | provided resources and offered Q&A to staff regarding alternative assessment | District Staff |

Contributing Factors

| Question | Yes | No |
|--|----------------------------------|----------------------------------|
| Did the district test fewer than 500 students total using statewide assessments? | <input checked="" type="radio"/> | <input type="radio"/> |
| Fewer than 8 students took MI-Access. | <input checked="" type="radio"/> | <input type="radio"/> |
| 8 or more students took MI-Access. | <input type="radio"/> | <input checked="" type="radio"/> |

| Question | Yes | No |
|--|-----------------------|----------------------------------|
| Did the district operate a center-based program or regional collaborative for students with significant cognitive impairments (serving students from in and outside of the district within a region or ISD)? | <input type="radio"/> | <input checked="" type="radio"/> |

Utilizing the Alternate Assessment data reports, complete the following table.

| Assessment Data Table | Number |
|--|--------|
| Total Number of students tested overall | |
| Total Number of students tested with MI-Access | |
| Students in center-based program from outside district | |
| Adjusted Total | 0 |
| Adjusted Participation Number | 0 |
| Adjusted Rate | 0% |

Please describe other justification as it specifically relates to Covid-19 and the Coronavirus Pandemic:

This is irrelevant for our current decisions. All of the students taking the alternative assessment either have Cognitive Impairments and/or Severe Autism. Four of the five have been assigned an Independence Paraprofessional at this time.

Please describe other justification:

2022 Projected Participation Rate

| Projected Participation Rate 2021 | Number |
|--|--------|
| District's Projected Participation Rate for 2021 (per the response on the 2020 alternate assessment projected participation form) | 1.4% |

Using students' IEP information, Michigan School Data System (MSDS), and other current data, complete the following table to calculate the 2022 projected participation rate.

| Projected Participation Rate 2022 | Number |
|---|--------|
| Total Number of students enrolled in grades 3, 4, 5, 6, 7, 8, 11 | 343 |
| Total number of students whose IEPs designate MI-Access for state summative assessments in any content area | 5 |
| Projected Participation Rate for 2022 | 1.5% |

Local Plan

After reviewing all of the member district data for participation rates on the alternate assessment (MI-Access), detail below a summarized plan for providing professional development. This may include but is not limited to training on assessment selection, alternate assessment, alternate content standards, or planning for specialized instruction.

| Audience | Topics and Method of Training | Date |
|---------------|--|-----------|
| Case Managers | Review and Discussion of guidelines and information on MDE website regarding alternative assessment decisions. Referral to guidance video and overview of information. | 1/14/2022 |
| Case Managers | Check-in/follow up Q & A after January meeting and opportunity to review all information. | 2/1/2022 |

Disproportionality

| Question | Yes | No |
|--|-----------------------|----------------------------------|
| Did the member district receive notification from the ISD regarding disproportionality in participation in the alternate assessment? | <input type="radio"/> | <input checked="" type="radio"/> |

Resources and Technical Assistance

| Question | Yes | No |
|--|-----------------------|----------------------------------|
| Does the member district require additional resources and technical assistance from the ISD or MDE to ensure students are being assessed using the most appropriate state summative assessment tool based on the state guidelines? | <input type="radio"/> | <input checked="" type="radio"/> |

Please detail the need for additional resources and technical assistance.

Assurances

Please provide the following assurances.


| Question | Yes | No |
|---|----------------------------------|-----------------------|
| The member district IEP team members follow the state guidelines for participation in the alternate assessment. | <input checked="" type="radio"/> | <input type="radio"/> |
| The member district allows IEP team members to decide which students take an alternate assessment. | <input checked="" type="radio"/> | <input type="radio"/> |
| The member district addresses any issues of disproportionality in statewide assessment. | <input checked="" type="radio"/> | <input type="radio"/> |

District Comments

We are a small school which results in a small sample size. In addition, we have seven students who currently qualify for Act 18 funding (and are seeking approval for another). This results in more a little more than expected numbers of students who are a best fit for MI-ACCESS.

ISD Comments

(required if ISD is returning to district for modifications)



Tipton Academy (82754)

Instructions

This page uses data entered by Tipton Academy (82754) for ISD review. ISDs may accept this district submission by clicking **Accept District Form**. Alternatively, ISDs may return this form for modifications by clicking **Return for Modifications**. When this form is accepted by the ISD, the applicable district information will need to be included in the ISD Summary Justification Form.

Data

Below are the 1% Participation Rates for Tipton Academy (82754):

| Content Area | Total Tested | Alternate Tested | Spring 2021 Participation Rate |
|-----------------------|--------------|------------------|--------------------------------|
| English Language Arts | 116 | 3 | 2.6 |
| Mathematics | 118 | 3 | 2.5 |
| Science | 34 | 0 | 0 |
| Social Studies | 35 | 1 | 2.9 |

Professional Development Provided

| Question | Yes | No |
|---|----------------------------------|-----------------------|
| Did the individualized education program (IEP) teams utilize the state guidelines for participation in the alternate assessment to make assessment participation decisions? | <input checked="" type="radio"/> | <input type="radio"/> |

Please list professional development, informational sessions, and technical assistance provided regarding the 1% Cap and/or assessment selection and participation for the 2020-2021 school year.

| Audience | Date Occurred | Topics and Method of Training | Delivered by |
|--|---------------|--|----------------|
| General Education teachers, special education teachers | 2/24/2021 | Students with CI taking MSTEP/MIACCESS | District Staff |
| General Education teachers, special education teachers | 2/24/2021 | Students with disabilities taking MSTEP/MIACCESS | District Staff |

Contributing Factors

| Question | Yes | No |
|--|----------------------------------|----------------------------------|
| Did the district test fewer than 500 students total using statewide assessments? | <input checked="" type="radio"/> | <input type="radio"/> |
| Fewer than 8 students took MI-Access. | <input checked="" type="radio"/> | <input type="radio"/> |
| 8 or more students took MI-Access. | <input type="radio"/> | <input checked="" type="radio"/> |

| Question | Yes | No |
|--|-----------------------|----------------------------------|
| Did the district operate a center-based program or regional collaborative for students with significant cognitive impairments (serving students from in and outside of the district within a region or ISD)? | <input type="radio"/> | <input checked="" type="radio"/> |

Utilizing the Alternate Assessment data reports, complete the following table.

| Assessment Data Table | Number |
|--|--------|
| Total Number of students tested overall | |
| Total Number of students tested with MI-Access | |
| Students in center-based program from outside district | |
| Adjusted Total | 0 |
| Adjusted Participation Number | 0 |
| Adjusted Rate | 0% |

Please describe other justification as it specifically relates to Covid-19 and the Coronavirus Pandemic:

Due to COVID-19, Tipton had less than 150 students take the state assessment which made out 1% cap higher than usual.

Please describe other justification:

2022 Projected Participation Rate

| Projected Participation Rate 2021 | Number |
|--|--------|
| District's Projected Participation Rate for 2021 (per the response on the 2020 alternate assessment projected participation form) | 2.8% |

Using students' IEP information, Michigan School Data System (MSDS), and other current data, complete the following table to calculate the 2022 projected participation rate.

| Projected Participation Rate 2022 | Number |
|---|--------|
| Total Number of students enrolled in grades 3, 4, 5, 6, 7, 8, 11 | 257 |
| Total number of students whose IEPs designate MI-Access for state summative assessments in any content area | 6 |
| Projected Participation Rate for 2022 | 2.3% |

Local Plan

After reviewing all of the member district data for participation rates on the alternate assessment (MI-Access), detail below a summarized plan for providing professional development. This may include but is not limited to training on assessment selection, alternate assessment, alternate content standards, or planning for specialized instruction.

| Audience | Topics and Method of Training | Date |
|--|---|-----------|
| General education teachers, special education teachers | Alternate assessments and specialized instruction | 2/25/2021 |

Disproportionality

| Question | Yes | No |
|--|-----------------------|----------------------------------|
| Did the member district receive notification from the ISD regarding disproportionality in participation in the alternate assessment? | <input type="radio"/> | <input checked="" type="radio"/> |

Resources and Technical Assistance

| Question | Yes | No |
|--|-----------------------|----------------------------------|
| Does the member district require additional resources and technical assistance from the ISD or MDE to ensure students are being assessed using the most appropriate state summative assessment tool based on the state guidelines? | <input type="radio"/> | <input checked="" type="radio"/> |

Please detail the need for additional resources and technical assistance.

Assurances

Please provide the following assurances.


| Question | Yes | No |
|---|----------------------------------|-----------------------|
| The member district IEP team members follow the state guidelines for participation in the alternate assessment. | <input checked="" type="radio"/> | <input type="radio"/> |
| The member district allows IEP team members to decide which students take an alternate assessment. | <input checked="" type="radio"/> | <input type="radio"/> |
| The member district addresses any issues of disproportionality in statewide assessment. | <input checked="" type="radio"/> | <input type="radio"/> |

District Comments

None.

ISD Comments

(required if ISD is returning to district for modifications)



Trenton Public Schools (82155)

Instructions

This page uses data entered by Trenton Public Schools (82155) for ISD review. ISDs may accept this district submission by clicking **Accept District Form**. Alternatively, ISDs may return this form for modifications by clicking **Return for Modifications**. When this form is accepted by the ISD, the applicable district information will need to be included in the ISD Summary Justification Form.

Data

Below are the 1% Participation Rates for Trenton Public Schools (82155):

| Content Area | Total Tested | Alternate Tested | Spring 2021 Participation Rate |
|-----------------------|--------------|------------------|--------------------------------|
| English Language Arts | 1052 | 5 | 0.5 |
| Mathematics | 1052 | 5 | 0.5 |
| Science | 462 | 4 | 0.9 |
| Social Studies | 465 | 5 | 1.1 |

Professional Development Provided

| Question | Yes | No |
|---|----------------------------------|-----------------------|
| Did the individualized education program (IEP) teams utilize the state guidelines for participation in the alternate assessment to make assessment participation decisions? | <input checked="" type="radio"/> | <input type="radio"/> |

Please list professional development, informational sessions, and technical assistance provided regarding the 1% Cap and/or assessment selection and participation for the 2020-2021 school year.

| Audience | Date Occurred | Topics and Method of Training | Delivered by |
|--|---------------|--|--------------------------------|
| TPS Special Education Department | 11/3/2020 | Presented Special Education Department manual, highlighted alternative assessment section. | District Staff Andrea Thorn |
| Arthurs Middle School- Categorical Staff | 10/20/2020 | Met with categorical staff regarding making the choice about student assessment | District StaffAndrea Thorn |
| Anderson Elementary Resource Room | 5/21/2021 | Email correspondence to include MDE guidance on "Should my student take the alternative assessment?" | District StaffAndrea Thorn |

Contributing Factors

| Question | Yes | No |
|--|-----------------------|----------------------------------|
| Did the district test fewer than 500 students total using statewide assessments? | <input type="radio"/> | <input checked="" type="radio"/> |
| Fewer than 8 students took MI-Access. | <input type="radio"/> | <input type="radio"/> |
| 8 or more students took MI-Access. | <input type="radio"/> | <input type="radio"/> |

| Question | Yes | No |
|--|----------------------------------|-----------------------|
| Did the district operate a center-based program or regional collaborative for students with significant cognitive impairments (serving students from in and outside of the district within a region or ISD)? | <input checked="" type="radio"/> | <input type="radio"/> |

Utilizing the Alternate Assessment data reports, complete the following table.

| Assessment Data Table | Number |
|--|--------|
| Total Number of students tested overall | 465 |
| Total Number of students tested with MI-Access | 5 |
| Students in center-based program from outside district | 2 |
| Adjusted Total | 463 |
| Adjusted Participation Number | 3 |
| Adjusted Rate | 0.6% |

Please describe other justification as it specifically relates to Covid-19 and the Coronavirus Pandemic:

| |
|--|
| |
|--|

Please describe other justification:

Riverview Community Schools sends students who are earning a certificate of completion come to THS to attend the PAES program and take part in our Transition classes in 9-12 grade.

2022 Projected Participation Rate

| Projected Participation Rate 2021 | Number |
|--|--------|
| District's Projected Participation Rate for 2021 (per the response on the 2020 alternate assessment projected participation form) | 1% |

Using students' IEP information, Michigan School Data System (MSDS), and other current data, complete the following table to calculate the 2022 projected participation rate.

| Projected Participation Rate 2022 | Number |
|---|--------|
| Total Number of students enrolled in grades 3, 4, 5, 6, 7, 8, 11 | 1424 |
| Total number of students whose IEPs designate MI-Access for state summative assessments in any content area | 15 |
| Projected Participation Rate for 2022 | 1.1% |

Local Plan

After reviewing all of the member district data for participation rates on the alternate assessment (MI-Access), detail below a summarized plan for providing professional development. This may include but is not limited to training on assessment selection, alternate assessment, alternate content standards, or planning for specialized instruction.

| Audience | Topics and Method of Training | Date |
|-------------------------|---|----------|
| District Administrators | At the monthly administrative meeting in February, I will share the "Should My Student Take the Alternative Assessment?" documents and review the programs in their buildings and how the students align. | 2/9/2022 |

Disproportionality

| Question | Yes | No |
|--|-----------------------|----------------------------------|
| Did the member district receive notification from the ISD regarding disproportionality in participation in the alternate assessment? | <input type="radio"/> | <input checked="" type="radio"/> |

Resources and Technical Assistance

| Question | Yes | No |
|--|-----------------------|----------------------------------|
| Does the member district require additional resources and technical assistance from the ISD or MDE to ensure students are being assessed using the most appropriate state summative assessment tool based on the state guidelines? | <input type="radio"/> | <input checked="" type="radio"/> |

Please detail the need for additional resources and technical assistance.

Assurances


Please provide the following assurances.

| Question | Yes | No |
|---|----------------------------------|-----------------------|
| The member district IEP team members follow the state guidelines for participation in the alternate assessment. | <input checked="" type="radio"/> | <input type="radio"/> |
| The member district allows IEP team members to decide which students take an alternate assessment. | <input checked="" type="radio"/> | <input type="radio"/> |
| The member district addresses any issues of disproportionality in statewide assessment. | <input checked="" type="radio"/> | <input type="radio"/> |

District Comments

ISD Comments
(required if ISD is returning to district for modifications)

✂️ 📄 📁 ↶ ↷ 🔄 **B** *I* U ☰ ☷ ☹ ☹ ☹ ☹ ☹ ☹



Van Buren Public Schools (82430)

Instructions

This page uses data entered by Van Buren Public Schools (82430) for ISD review. ISDs may accept this district submission by clicking **Accept District Form**. Alternatively, ISDs may return this form for modifications by clicking **Return for Modifications**. When this form is accepted by the ISD, the applicable district information will need to be included in the ISD Summary Justification Form.

Data

Below are the 1% Participation Rates for Van Buren Public Schools (82430):

| Content Area | Total Tested | Alternate Tested | Spring 2021 Participation Rate |
|-----------------------|--------------|------------------|--------------------------------|
| English Language Arts | 978 | 33 | 3.4 |
| Mathematics | 976 | 32 | 3.3 |
| Science | 331 | 19 | 5.7 |
| Social Studies | 342 | 8 | 2.3 |

Professional Development Provided

| Question | Yes | No |
|---|----------------------------------|-----------------------|
| Did the individualized education program (IEP) teams utilize the state guidelines for participation in the alternate assessment to make assessment participation decisions? | <input checked="" type="radio"/> | <input type="radio"/> |

Please list professional development, informational sessions, and technical assistance provided regarding the 1% Cap and/or assessment selection and participation for the 2020-2021 school year.

| Audience | Date Occurred | Topics and Method of Training | Delivered by |
|-------------------------|---------------|---|----------------|
| Special Education staff | 8/24/2021 | Zoom meeting. Covering topics of testing and what tests should be written into the IEP. Covered MDE flowchart | District Staff |
| Administration | 9/21/2021 | In Person meeting Covering topics of testing and what tests should be written into the IEP. Covered MDE flowchart | District Staff |
| Family | 12/2/2021 | Information is shared at IEP meetings about testing . | District Staff |

Contributing Factors

| Question | Yes | No |
|--|-----------------------|----------------------------------|
| Did the district test fewer than 500 students total using statewide assessments? | <input type="radio"/> | <input checked="" type="radio"/> |
| Fewer than 8 students took MI-Access. | <input type="radio"/> | <input type="radio"/> |
| 8 or more students took MI-Access. | <input type="radio"/> | <input type="radio"/> |

| Question | Yes | No |
|--|----------------------------------|-----------------------|
| Did the district operate a center-based program or regional collaborative for students with significant cognitive impairments (serving students from in and outside of the district within a region or ISD)? | <input checked="" type="radio"/> | <input type="radio"/> |

Utilizing the Alternate Assessment data reports, complete the following table.

| Assessment Data Table | Number |
|--|--------|
| Total Number of students tested overall | 978 |
| Total Number of students tested with MI-Access | 33 |
| Students in center-based program from outside district | 6 |
| Adjusted Total | 972 |
| Adjusted Participation Number | 27 |
| Adjusted Rate | 2.8% |

Please describe other justification as it specifically relates to Covid-19 and the Coronavirus Pandemic:

Many of our general education students did not participate in the M-step this year, as we offered parents both in-person and remote educational opportunities for their child, however, most all of our students who would generally participate in the MI- Access did participate, as we did not offer remote learning for those students.

Additionally, we have 8 center-based classrooms in our district that we provided services for through Wayne RESA. All students in those classrooms take the MI-Access test.

Please describe other justification:

2022 Projected Participation Rate

| Projected Participation Rate 2021 | Number |
|--|--------|
| District's Projected Participation Rate for 2021 (per the response on the 2020 alternate assessment projected participation form) | 3% |

Using students' IEP information, Michigan School Data System (MSDS), and other current data, complete the following table to calculate the 2022 projected participation rate.

| Projected Participation Rate 2022 | Number |
|---|--------|
| Total Number of students enrolled in grades 3, 4, 5, 6, 7, 8, 11 | 2155 |
| Total number of students whose IEPs designate MI-Access for state summative assessments in any content area | 65 |
| Projected Participation Rate for 2022 | 3% |

Local Plan

After reviewing all of the member district data for participation rates on the alternate assessment (MI-Access), detail below a summarized plan for providing professional development. This may include but is not limited to training on assessment selection, alternate assessment, alternate content standards, or planning for specialized instruction.

| Audience | Topics and Method of Training | Date |
|--------------------------|--|-----------|
| Staff and Administration | Virtually Training on assessment selection | 2/15/2022 |

Disproportionality

| Question | Yes | No |
|--|-----------------------|----------------------------------|
| Did the member district receive notification from the ISD regarding disproportionality in participation in the alternate assessment? | <input type="radio"/> | <input checked="" type="radio"/> |

Resources and Technical Assistance

| Question | Yes | No |
|--|-----------------------|----------------------------------|
| Does the member district require additional resources and technical assistance from the ISD or MDE to ensure students are being assessed using the most appropriate state summative assessment tool based on the state guidelines? | <input type="radio"/> | <input checked="" type="radio"/> |

Please detail the need for additional resources and technical assistance.

Assurances

Please provide the following assurances.

| Question | Yes | No |
|---|----------------------------------|-----------------------|
| The member district IEP team members follow the state guidelines for participation in the alternate assessment. | <input checked="" type="radio"/> | <input type="radio"/> |
| The member district allows IEP team members to decide which students take an alternate assessment. | <input checked="" type="radio"/> | <input type="radio"/> |
| The member district addresses any issues of disproportionality in statewide assessment. | <input checked="" type="radio"/> | <input type="radio"/> |


District Comments

The district uses the criteria provided by the State to help ensure that we have students participating in the correct testing sessions.

ISD Comments

(required if ISD is returning to district for modifications)





Voyageur Academy (82940)

Instructions

This page uses data entered by Voyageur Academy (82940) for ISD review. ISDs may accept this district submission by clicking **Accept District Form**. Alternatively, ISDs may return this form for modifications by clicking **Return for Modifications**. When this form is accepted by the ISD, the applicable district information will need to be included in the ISD Summary Justification Form.

Data

Below are the 1% Participation Rates for Voyageur Academy (82940):

| Content Area | Total Tested | Alternate Tested | Spring 2021 Participation Rate |
|-----------------------|--------------|------------------|--------------------------------|
| English Language Arts | 154 | 1 | 0.6 |
| Mathematics | 155 | 1 | 0.6 |
| Science | 68 | 1 | 1.5 |
| Social Studies | 68 | 0 | 0 |

Professional Development Provided

| Question | Yes | No |
|---|----------------------------------|-----------------------|
| Did the individualized education program (IEP) teams utilize the state guidelines for participation in the alternate assessment to make assessment participation decisions? | <input checked="" type="radio"/> | <input type="radio"/> |

Please list professional development, informational sessions, and technical assistance provided regarding the 1% Cap and/or assessment selection and participation for the 2020-2021 school year.

| Audience | Date Occurred | Topics and Method of Training | Delivered by |
|----------------------------|---------------|---|----------------|
| Special Education Teachers | 8/18/2020 | The Special Education Process, testing, and support. The method of training was professional development. | District Staff |
| General Education Teachers | 8/19/2020 | The Special Education Process, testing, and support. The method of training was professional development. | District Staff |

Contributing Factors

| Question | Yes | No |
|--|----------------------------------|----------------------------------|
| Did the district test fewer than 500 students total using statewide assessments? | <input checked="" type="radio"/> | <input type="radio"/> |
| Fewer than 8 students took MI-Access. | <input checked="" type="radio"/> | <input type="radio"/> |
| 8 or more students took MI-Access. | <input type="radio"/> | <input checked="" type="radio"/> |

| Question | Yes | No |
|--|-----------------------|----------------------------------|
| Did the district operate a center-based program or regional collaborative for students with significant cognitive impairments (serving students from in and outside of the district within a region or ISD)? | <input type="radio"/> | <input checked="" type="radio"/> |

Utilizing the Alternate Assessment data reports, complete the following table.

| Assessment Data Table | Number |
|--|--------|
| Total Number of students tested overall | |
| Total Number of students tested with MI-Access | |
| Students in center-based program from outside district | |
| Adjusted Total | 0 |
| Adjusted Participation Number | 0 |
| Adjusted Rate | 0% |

Please describe other justification as it specifically relates to Covid-19 and the Coronavirus Pandemic:

Due to Covid 19 restrictions, our school district could only test around 154 students last spring. In addition, in science and Social Studies, we were only able to test approximately 68 students. These factors led us to exceed the 1.0 % cap for alternative testing. Under normal circumstances we would not have exceeded the 1% cap. The students approved to take the alternative test were approved through proper IEP protocols and it is deemed necessary for their success.

Please describe other justification:

2022 Projected Participation Rate

| Projected Participation Rate 2021 | Number |
|--|--------|
| District's Projected Participation Rate for 2021 (per the response on the 2020 alternate assessment projected participation form) | 0.2% |

Using students' IEP information, Michigan School Data System (MSDS), and other current data, complete the following table to calculate the 2022 projected participation rate.

| Projected Participation Rate 2022 | Number |
|---|--------|
| Total Number of students enrolled in grades 3, 4, 5, 6, 7, 8, 11 | 661 |
| Total number of students whose IEPs designate MI-Access for state summative assessments in any content area | 1 |
| Projected Participation Rate for 2022 | 0.2% |

Local Plan

After reviewing all of the member district data for participation rates on the alternate assessment (MI-Access), detail below a summarized plan for providing professional development. This may include but is not limited to training on assessment selection, alternate assessment, alternate content standards, or planning for specialized instruction.

| Audience | Topics and Method of Training | Date |
|--|---|-----------|
| General Education teachers, Special Education teachers | Testing, The Special education process, Planning for specialized instruction. | 8/18/2021 |

Disproportionality

| Question | Yes | No |
|--|-----------------------|----------------------------------|
| Did the member district receive notification from the ISD regarding disproportionality in participation in the alternate assessment? | <input type="radio"/> | <input checked="" type="radio"/> |

Resources and Technical Assistance

| Question | Yes | No |
|--|-----------------------|----------------------------------|
| Does the member district require additional resources and technical assistance from the ISD or MDE to ensure students are being assessed using the most appropriate state summative assessment tool based on the state guidelines? | <input type="radio"/> | <input checked="" type="radio"/> |

Please detail the need for additional resources and technical assistance.

Assurances

Please provide the following assurances.

| Question | Yes | No |
|---|----------------------------------|-----------------------|
| The member district IEP team members follow the state guidelines for participation in the alternate assessment. | <input checked="" type="radio"/> | <input type="radio"/> |
| The member district allows IEP team members to decide which students take an alternate assessment. | <input checked="" type="radio"/> | <input type="radio"/> |
| The member district addresses any issues of disproportionality in statewide assessment. | <input checked="" type="radio"/> | <input type="radio"/> |

District Comments

| |
|--|
| Due to Covid 19 restrictions, the school district could only test around 154 students last spring. In addition, in science and Social Studies, we could only test approximately 68 students. These factors led us to exceed the 1.0 % cap for alternative testing. This year the district should barring no more COVID closures or conditions out of our control, test most of our students, reducing our percentage below the 1.0% cap. |
|--|

ISD Comments

(required if ISD is returning to district for modifications)



Warrendale Charter Academy (82970)

Instructions

This page uses data entered by Warrendale Charter Academy (82970) for ISD review. ISDs may accept this district submission by clicking **Accept District Form**. Alternatively, ISDs may return this form for modifications by clicking **Return for Modifications**. When this form is accepted by the ISD, the applicable district information will need to be included in the ISD Summary Justification Form.

Data

Below are the 1% Participation Rates for Warrendale Charter Academy (82970):

| Content Area | Total Tested | Alternate Tested | Spring 2021 Participation Rate |
|-----------------------|--------------|------------------|--------------------------------|
| English Language Arts | 291 | 6 | 2.1 |
| Mathematics | 276 | 6 | 2.2 |
| Science | 57 | 2 | 3.5 |
| Social Studies | 67 | 1 | 1.5 |

Professional Development Provided

| Question | Yes | No |
|---|----------------------------------|-----------------------|
| Did the individualized education program (IEP) teams utilize the state guidelines for participation in the alternate assessment to make assessment participation decisions? | <input checked="" type="radio"/> | <input type="radio"/> |

Please list professional development, informational sessions, and technical assistance provided regarding the 1% Cap and/or assessment selection and participation for the 2020-2021 school year.

| Audience | Date Occurred | Topics and Method of Training | Delivered by |
|------------------------------|---------------|---|----------------|
| Administrators overseeing SE | 9/18/2020 | Alternate Curriculum Considerations and sharing of MDE resources | District Staff |
| SE Providers | 3/1/2021 | Criteria for Alternate Assessment Supporting documents from MDE Review of individual students | District Staff |

Contributing Factors

| Question | Yes | No |
|--|----------------------------------|----------------------------------|
| Did the district test fewer than 500 students total using statewide assessments? | <input checked="" type="radio"/> | <input type="radio"/> |
| Fewer than 8 students took MI-Access. | <input checked="" type="radio"/> | <input type="radio"/> |
| 8 or more students took MI-Access. | <input type="radio"/> | <input checked="" type="radio"/> |

| Question | Yes | No |
|--|-----------------------|----------------------------------|
| Did the district operate a center-based program or regional collaborative for students with significant cognitive impairments (serving students from in and outside of the district within a region or ISD)? | <input type="radio"/> | <input checked="" type="radio"/> |

Utilizing the Alternate Assessment data reports, complete the following table.

| Assessment Data Table | Number |
|--|--------|
| Total Number of students tested overall | |
| Total Number of students tested with MI-Access | |
| Students in center-based program from outside district | |
| Adjusted Total | 0 |
| Adjusted Participation Number | 0 |
| Adjusted Rate | 0% |

Please describe other justification as it specifically relates to Covid-19 and the Coronavirus Pandemic:

Please describe other justification:

Because each of our schools is it's own district, it doesn't take more than a couple of students to exceed the 1% threshold. We do ensure that teams are familiar with the resources such as 'Should My Student Take the Alternate Assessment' and we look closely at each student's individual needs when considering the Alternate Assessment. With that said, Warrendale does have a higher population of students who are significantly cognitively impaired in their school population.

| Projected Participation Rate 2021 | Number |
|--|--------|
| District's Projected Participation Rate for 2021 (per the response on the 2020 alternate assessment projected participation form) | 1.1% |

| Projected Participation Rate 2022 | Number |
|---|--------|
| Total Number of students enrolled in grades 3, 4, 5, 6, 7, 8, 11 | 423 |
| Total number of students whose IEPs designate MI-Access for state summative assessments in any content area | 6 |
| Projected Participation Rate for 2022 | 1.4% |

| Audience | Topics and Method of Training | Date |
|--|--|-----------|
| Administrators & Special Education Providers | Review of considerations when determining which Assessment to use for students with significant cognitive impairment | 1/18/2022 |

| Question | Yes | No |
|--|-----------------------|----------------------------------|
| Did the member district receive notification from the ISD regarding disproportionality in participation in the alternate assessment? | <input type="radio"/> | <input checked="" type="radio"/> |

| Question | Yes | No |
|--|-----------------------|----------------------------------|
| Does the member district require additional resources and technical assistance from the ISD or MDE to ensure students are being assessed using the most appropriate state summative assessment tool based on the state guidelines? | <input type="radio"/> | <input checked="" type="radio"/> |

| Question | Yes | No |
|---|----------------------------------|-----------------------|
| The member district IEP team members follow the state guidelines for participation in the alternate assessment. | <input checked="" type="radio"/> | <input type="radio"/> |
| The member district allows IEP team members to decide which students take an alternate assessment. | <input checked="" type="radio"/> | <input type="radio"/> |
| The member district addresses any issues of disproportionality in statewide assessment. | <input checked="" type="radio"/> | <input type="radio"/> |

A screenshot of a rich text editor toolbar. The toolbar contains the following icons from left to right: a pair of scissors (cut), a document with an arrow (copy), a document with a downward arrow (paste), a left-pointing arrow (undo), a right-pointing arrow (redo), a dropdown menu showing 'ABC' (font face), a bold 'B' icon, an italic 'I' icon, an underlined 'U' icon, a bulleted list icon, a numbered list icon, a decrease indent icon, an increase indent icon, a link icon (two interlocking rings), and an unlink icon (two separate rings).



Wayne-Westland Community School District (82160)

Instructions

This page uses data entered by Wayne-Westland Community School District (82160) for ISD review. ISDs may accept this district submission by clicking **Accept District Form**. Alternatively, ISDs may return this form for modifications by clicking **Return for Modifications**. When this form is accepted by the ISD, the applicable district information will need to be included in the ISD Summary Justification Form.

Data

Below are the 1% Participation Rates for Wayne-Westland Community School District (82160):

| Content Area | Total Tested | Alternate Tested | Spring 2021 Participation Rate |
|-----------------------|--------------|------------------|--------------------------------|
| English Language Arts | 3518 | 104 | 3 |
| Mathematics | 3514 | 92 | 2.6 |
| Science | 1205 | 36 | 3 |
| Social Studies | 1172 | 28 | 2.4 |

Professional Development Provided

| Question | Yes | No |
|---|----------------------------------|-----------------------|
| Did the individualized education program (IEP) teams utilize the state guidelines for participation in the alternate assessment to make assessment participation decisions? | <input checked="" type="radio"/> | <input type="radio"/> |

Please list professional development, informational sessions, and technical assistance provided regarding the 1% Cap and/or assessment selection and participation for the 2020-2021 school year.

| Audience | Date Occurred | Topics and Method of Training | Delivered by |
|---|---------------|---|---|
| Special Education Providers | 2/18/2021 | Special Education Procedural Guidance with quarterly reminders by Supervisors and Department Chairs | District Staff Ongoing PD and frequent reminders |
| Special Education Department Chairpersons | 2/18/2021 | Special Education Supervisors work directly with the school based leaders, the Department Chairpersons, to ensure that each IEP team is aware of all possible assessment options and the importance of choosing the correct one for each student. | District StaffOngoing |

Contributing Factors

| Question | Yes | No |
|--|-----------------------|----------------------------------|
| Did the district test fewer than 500 students total using statewide assessments? | <input type="radio"/> | <input checked="" type="radio"/> |
| Fewer than 8 students took MI-Access. | <input type="radio"/> | <input type="radio"/> |
| 8 or more students took MI-Access. | <input type="radio"/> | <input type="radio"/> |

| Question | Yes | No |
|--|----------------------------------|-----------------------|
| Did the district operate a center-based program or regional collaborative for students with significant cognitive impairments (serving students from in and outside of the district within a region or ISD)? | <input checked="" type="radio"/> | <input type="radio"/> |

Utilizing the Alternate Assessment data reports, complete the following table.

| Assessment Data Table | Number |
|--|--------|
| Total Number of students tested overall | 3518 |
| Total Number of students tested with MI-Access | 104 |
| Students in center-based program from outside district | 75 |
| Adjusted Total | 3443 |
| Adjusted Participation Number | 29 |
| Adjusted Rate | 0.8% |

Please describe other justification as it specifically relates to Covid-19 and the Coronavirus Pandemic:

In looking at the data for students that took Statewide testing in 2021 it can be noted that less students completed the M-Step and MME due to the Covid pandemic. However, in Wayne-Westland Community Schools data shows us that MI-Access test participation did not fall off as drastically. The result of the impact of less students taking the M-Step and most students taking the MI-Access may have increased the alternative assessment percentage.

Please describe other justification:

2022 Projected Participation Rate

| Projected Participation Rate 2021 | Number |
|--|--------|
| District's Projected Participation Rate for 2021 (per the response on the 2020 alternate assessment projected participation form) | 2.7% |

Using students' IEP information, Michigan School Data System (MSDS), and other current data, complete the following table to calculate the 2022 projected participation rate.

| Projected Participation Rate 2022 | Number |
|---|--------|
| Total Number of students enrolled in grades 3, 4, 5, 6, 7, 8, 11 | 4950 |
| Total number of students whose IEPs designate MI-Access for state summative assessments in any content area | 131 |
| Projected Participation Rate for 2022 | 2.6% |

Local Plan

After reviewing all of the member district data for participation rates on the alternate assessment (MI-Access), detail below a summarized plan for providing professional development. This may include but is not limited to training on assessment selection, alternate assessment, alternate content standards, or planning for specialized instruction.

| Audience | Topics and Method of Training | Date |
|---|--|-----------|
| Providers, Case Managers, Parents, Administrators | Emails, informational letters, and conversations at IEP and other meetings to discuss the different evaluations that can be given to students. Supervisors and Department Chairpersons will continually work to ensure that Special Education staff is aware of assessment options. This will be an ongoing training with frequent reminders | 1/19/2022 |

Disproportionality

| Question | Yes | No |
|--|-----------------------|----------------------------------|
| Did the member district receive notification from the ISD regarding disproportionality in participation in the alternate assessment? | <input type="radio"/> | <input checked="" type="radio"/> |

Resources and Technical Assistance

| Question | Yes | No |
|--|-----------------------|----------------------------------|
| Does the member district require additional resources and technical assistance from the ISD or MDE to ensure students are being assessed using the most appropriate state summative assessment tool based on the state guidelines? | <input type="radio"/> | <input checked="" type="radio"/> |

Please detail the need for additional resources and technical assistance.

Assurances

Please provide the following assurances.

| Question | Yes | No |
|---|----------------------------------|-----------------------|
| The member district IEP team members follow the state guidelines for participation in the alternate assessment. | <input checked="" type="radio"/> | <input type="radio"/> |
| The member district allows IEP team members to decide which students take an alternate assessment. | <input checked="" type="radio"/> | <input type="radio"/> |
| The member district addresses any issues of disproportionality in statewide assessment. | <input checked="" type="radio"/> | <input type="radio"/> |

District Comments

Wayne-Westland Community Schools are committed to ensuring that each student is taking an assessment that is appropriate. Growth and needs data points are essential to creating educational programs that will meet the needs of each and every student. Through clear guidance, professional development and frequent reminders to staff WWCS will ensure that students are taking appropriate assessments.

ISD Comments

(required if ISD is returning to district for modifications)

