



Exceeding 1% Cap on Participation in State Alternate Assessment Intermediate School District (ISD) Summary Justification Form FY 2021-2022

ISD Name: Wexford-Missaukee ISD

All intermediate school districts must complete this summary form regarding the percentage of students assessed using Michigan's alternate assessment (MI-Access). This includes justification forms from member districts/public school academies (PSA) that assessed more than 1% of students in the spring of 2021 using MI-Access.

Data

Below are the 1% Participation Rates for Wexford-Missaukee ISD:

Content Area	Total Tested	Alternate Tested	Spring 2021 Participation Rate
English Language Arts	4193	71	1.7
Mathematics	4174	68	1.6
Science	1742	33	1.9
Social Studies	1724	22	1.3

Data	Total
Number of member districts/PSAs including the ISD (only if the ISD runs internal programs)	9
Number of member districts/PSAs including the ISD (only if the ISD runs internal programs) that assessed more than 1% of all students tested in the spring of 2021 using MI-Access (in grades 3-8 and 11)	4

Technical Assistance and Professional Development

Tier I: Please provide a summary of technical assistance and/or professional development provided as a result of feedback from MDE regarding the 2021 test year data and justification form review. Include any professional development and targeted assistance the ISD offered to all member districts, provided by MDE and/or the ISD and MDE together.

Date Occurred	Summary of Technical Assistance and/or Professional Development
01/17/2022	The ISD Monitor met with McBain's New Special Education Contact to go over the 1% CAP rules.

Tier II/III: Please provide a summary of technical assistance and/or professional development provided as a result of feedback from MDE regarding the 2021 test year data and justification form review. Include professional development and technical assistance the ISD provided for each specific member district that was flagged for disproportionality regarding assessment participation. Include technical assistance or professional development provided by MDE and/or the ISD and MDE together.

Member District	Date Occurred	Summary of Technical Assistance and/or Professional Development
Cadillac Area Public Schools	02/17/2022	The 1% CAP will be reviewed at the special education contacts meeting.
Highpoint Virtual Academy of Michigan	02/17/2022	The 1% CAP will be reviewed at the special education contacts meeting.
Lake City Area School District	02/17/2022	The 1% CAP will be reviewed at the special education contacts meeting.
Manton Consolidated Schools	02/17/2022	The 1% CAP will be reviewed at the special education contacts meeting.
Marion Public Schools	02/17/2022	The 1% CAP will be reviewed at the special education contacts meeting.
McBain Rural Agricultural Schools	02/17/2022	The 1% CAP will be reviewed at the special education contacts meeting.
Mesick Consolidated Schools	02/17/2022	The 1% CAP will be reviewed at the special education contacts meeting.
Pine River Area Schools	02/17/2022	The 1% CAP will be reviewed at the special education contacts meeting.

What resources or support is needed from MDE for the ISD to carry out the plan?

None at this time.

Assurances

Please provide the following assurances.

The ISD has provided or will provide targeted assistance to member districts/PSAs that have been flagged for disproportionality for participation in the alternate assessment as outlined on the previous page.

☒ Yes ☐ No

Targeted assistance and professional development include an emphasis on member districts/PSAs using the state assessment selection guidance documents and online trainings.

☒ Yes ☐ No

Assessment selection is an IEP team decision and will not be overridden by administrative or procedural decisions.

☒ Yes ☐ No



Member District Exceeding 1% Cap Justification Form FY 2021-2022

Member District: Wexford-Missaukee ISD

The *Every Student Succeeds Act* (ESSA) places a 1% cap on alternate assessment (MI-Access) participation at the state level. Member districts that contribute to the state exceeding its participation cap must submit information to the Intermediate School District (ISD) justifying the need to exceed the 1% threshold. In addition, ISDs that run programs (functioning as a member district) must complete the form as a member district.

Each ISD collects information from member districts to submit to the state.

Data

Below are the 1% Participation Rates for Wexford-Missaukee ISD:

Content Area	Total Tested	Alternate Tested	Spring 2021 Participation Rate
English Language Arts	21	17	81
Mathematics	21	17	81
Science	9	8	88.9
Social Studies	1	0	0

Professional Development Provided

Did the individualized education program (IEP) teams utilize the state guidelines for participation in the alternate assessment to make assessment participation decisions?

☒ Yes ☐ No

Please list professional development, informational sessions, and technical assistance provided regarding the 1% Cap and/or assessment selection and participation for the 2020-2021 school year.

Audience	Date Occurred	Topics and Method of Training	Delivered by
WMISD Center-Based Teachers	09/24/2021	Alternate Assessment guidelines/flowchart training during a staff meeting.	ISD Staff
WMISD Center-Based Teachers	01/14/2022	Review of Alternate Assessment/flowchart during a staff meeting.	ISD Staff

Contributing Factors

Did the district test fewer than 500 students total using statewide assessments?

☒ Yes ☐ No

Select the option that applies:

☐ Fewer than 8 students took MI-Access. ☒ 8 or more students took MI-Access.

Did the district operate a center-based program or regional collaborative for students with significant cognitive impairments (serving students from in and outside of the district within a region or ISD)?

☒ Yes ☐ No

Utilizing the Alternate Assessment data reports, complete the following table.

Assessment Data Table	Number
Total Number of students tested overall	21
Total Number of students tested with MI-Access	17
Students in center-based program from outside district	0
Adjusted Total	21
Adjusted Participation Number	17
Adjusted Rate	81%

Please describe other justification as it specifically relates to Covid-19 and the Coronavirus Pandemic:

Not all students from last year were made available by parents as they kept their children home during the COVID pandemic.

Please describe other justification:

The majority of our students are moderately or significantly cognitively impaired and require alternate curriculum and assessments.

2022 Projected Participation Rate

Projected Participation Rate 2021	Number
District's Projected Participation Rate for 2021 (per the response on the 2020 alternate assessment projected participation form)	77.4%

Using students' IEP information, Michigan School Data System (MSDS), and other current data, complete the following table to calculate the 2022 projected participation rate.

Projected Participation Rate 2022	Number
Total number of students enrolled in grades 3, 4, 5, 6, 7, 8, 11	37
Total number of students whose IEPs designate MI-Access for state summative assessments in any content area	26
Projected Participation Rate for 2022	70.3%

Local Plan

After reviewing all of the member district data for participation rates on the alternate assessment (MI-Access), detail below a summarized plan for providing professional development. This may include but is not limited to training on assessment selection, alternate assessment, alternate content standards, or planning for specialized instruction.

Audience	Topics and Method of Training	Date
WMISD Center-Based Teachers	How to select the different assessments and alternate content standards. In-person with handouts during a staff meeting.	09/30/2022

Resources and Technical Assistance

Does the member district require additional resources and technical assistance from the ISD or MDE to ensure students are being assessed using the most appropriate state summative assessment tool based on the state guidelines?

☐ Yes ☒ No

Assurances

Please provide the following assurances.

The member district IEP team members follow the state guidelines for participation in the alternate assessment.

☒ Yes ☐ No

The member district allows IEP team members to decide which students take an alternate assessment.

☒ Yes ☐ No

The member district addresses any issues of disproportionality in statewide assessment.

☒ Yes ☐ No

Cadillac Area Public Schools (83010)

Instructions

This page uses data entered by Cadillac Area Public Schools (83010) for ISD review. ISDs may accept this district submission by clicking **Accept District Form**. Alternatively, ISDs may return this form for modifications by clicking **Return for Modifications**. When this form is accepted by the ISD, the applicable district information will need to be included in the ISD Summary Justification Form.

Data

Below are the 1% Participation Rates for Cadillac Area Public Schools (83010):

Content Area	Total Tested	Alternate Tested	Spring 2021 Participation Rate
English Language Arts	1511	31	2.1
Mathematics	1503	28	1.9
Science	652	17	2.6
Social Studies	646	13	2

Professional Development Provided

Question	Yes	No
Did the individualized education program (IEP) teams utilize the state guidelines for participation in the alternate assessment to make assessment participation decisions?	<input checked="" type="radio"/>	<input type="radio"/>

Please list professional development, informational sessions, and technical assistance provided regarding the 1% Cap and/or assessment selection and participation for the 2020-2021 school year.

Audience	Date Occurred	Topics and Method of Training	Delivered by
Special Education Teachers and Administrators	8/26/2020	Beginning of the school year PD with SE staff and admin. Review the rubric/flowchart from MDE and the online tool provided by MDE. Practiced the procedures with all. Discussion followed.	District Staff
Special Education Teachers	12/2/2020	Monthly PLC meeting. Reviewed the MDE rubric/flowchart and online tool. Discussed the why and how. Reviewed procedures including documentation on the notice page. Answered questions.	District Staff
Special Education Teachers	2/3/2021	Role played different scenarios for MI-Access needs and went through the flowchart and online tool to determine the need.	District Staff
Parents	8/31/2020	Parents are informed and included in the process regularly/yearly or more at every IEP throughout the district following the rubrics and flowcharts provided by the MDE.	District Staff

Contributing Factors

Question	Yes	No
Did the district test fewer than 500 students total using statewide assessments?	<input type="radio"/>	<input checked="" type="radio"/>
Fewer than 8 students took MI-Access.	<input type="radio"/>	<input type="radio"/>
8 or more students took MI-Access.	<input type="radio"/>	<input type="radio"/>

Question	Yes	No
Did the district operate a center-based program or regional collaborative for students with significant cognitive impairments (serving students from in and outside of the district within a region or ISD)?	<input type="radio"/>	<input checked="" type="radio"/>

Utilizing the Alternate Assessment data reports, complete the following table.

Assessment Data Table	Number
Total Number of students tested overall	
Total Number of students tested with MI-Access	
Students in center-based program from outside district	
Adjusted Total	0
Adjusted Participation Number	0
Adjusted Rate	0%

Please describe other justification as it specifically relates to Covid-19 and the Coronavirus Pandemic:

During the 2020-2021 School Years, Cadillac Area Public Schools provided in-person instruction throughout the school year for our special education students. Students who chose the virtual option still participated in the MI-Access assessment. Also, the number of students who tested overall was lower for the district which would have a direct impact on the Spring 2021 participation rate.

Please describe other justification:

The WMISD does not provide MiCi programming for our ISD. Cadillac Area Public Schools is the largest ISD and only school within the ISD that provides MiCi programming. Because of this, we have parents who will school of choice their students to our district. We also have parents who will choose our district when moving to the area because of this offering. Not all students within the program take the Mi-Access, but many of them do per their IEP by following the MDE flowcharts, online tools and training with staff and parents.

2022 Projected Participation Rate

Projected Participation Rate 2021	Number
District's Projected Participation Rate for 2021 (per the response on the 2020 alternate assessment projected participation form)	2%

Using students' IEP information, Michigan School Data System (MSDS), and other current data, complete the following table to calculate the 2022 projected participation rate.

Projected Participation Rate 2022	Number
Total Number of students enrolled in grades 3, 4, 5, 6, 7, 8, 11	1704
Total number of students whose IEPs designate MI-Access for state summative assessments in any content area	36
Projected Participation Rate for 2022	2.1%

Local Plan

After reviewing all of the member district data for participation rates on the alternate assessment (MI-Access), detail below a summarized plan for providing professional development. This may include but is not limited to training on assessment selection, alternate assessment, alternate content standards, or planning for specialized instruction.

Audience	Topics and Method of Training	Date
Special Teachers	SE PLC Meeting and Professional Development - Training on assessment selection, alternate assessments, and alternated content standards (essential elements) (8/25, 12/1, & 2/2)	8/25/2021
Administration	Administration is provided training on assessment selection	2/1/2022
Parents	Parents are informed and included in the process regularly/annually or more at every IEP throughout the district following the rubrics and flowcharts (state guidelines) provided by MDE.	8/30/2021

Disproportionality

Question	Yes	No
Did the member district receive notification from the ISD regarding disproportionality in participation in the alternate assessment?	<input type="radio"/>	<input checked="" type="radio"/>

Resources and Technical Assistance

Question	Yes	No
Does the member district require additional resources and technical assistance from the ISD or MDE to ensure students are being assessed using the most appropriate state summative assessment tool based on the state guidelines?	<input type="radio"/>	<input checked="" type="radio"/>

Please detail the need for additional resources and technical assistance.

Assurances

Please provide the following assurances.

Question	Yes	No
The member district IEP team members follow the state guidelines for participation in the alternate assessment.	<input checked="" type="radio"/>	<input type="radio"/>
The member district allows IEP team members to decide which students take an alternate assessment.	<input checked="" type="radio"/>	<input type="radio"/>
The member district addresses any issues of disproportionality in statewide assessment.	<input checked="" type="radio"/>	<input type="radio"/>

District Comments

As a district, we feel that we are providing appropriate training based on state guidelines and making appropriate decisions at IEP meetings for each individual student.

ISD Comments

(required if ISD is returning to district for modifications)



As of the October, 2021 count, 2 school of choice students attend Cadillac Area Public School's MiCI program.

Lake City Area School District (57020)

Instructions

This page uses data entered by Lake City Area School District (57020) for ISD review. ISDs may accept this district submission by clicking **Accept District Form**. Alternatively, ISDs may return this form for modifications by clicking **Return for Modifications**. When this form is accepted by the ISD, the applicable district information will need to be included in the ISD Summary Justification Form.

Data

Below are the 1% Participation Rates for Lake City Area School District (57020):

Content Area	Total Tested	Alternate Tested	Spring 2021 Participation Rate
English Language Arts	536	4	0.7
Mathematics	532	4	0.8
Science	223	3	1.3
Social Studies	224	2	0.9

Professional Development Provided

Question	Yes	No
Did the individualized education program (IEP) teams utilize the state guidelines for participation in the alternate assessment to make assessment participation decisions?	<input checked="" type="radio"/>	<input type="radio"/>

Please list professional development, informational sessions, and technical assistance provided regarding the 1% Cap and/or assessment selection and participation for the 2020-2021 school year.

Audience	Date Occurred	Topics and Method of Training	Delivered by
Special Education Teachers k-12	10/16/2020	Special Education Monthly Meeting - Alternate Assessment Flowchart handed out.	District Staff
Special Education Contacts/Directors (local districts)	12/16/2021	ISD led meetings with local district special education contact/directors	ISD Staff
Special Education Teachers k-12	2/19/2020	IEP Bootcamp - PowerPoint and Slides with information about Alternate assessment decisions.	ISD Staff

Contributing Factors

Question	Yes	No
Did the district test fewer than 500 students total using statewide assessments?	<input checked="" type="radio"/>	<input type="radio"/>
Fewer than 8 students took MI-Access.	<input checked="" type="radio"/>	<input type="radio"/>
8 or more students took MI-Access.	<input type="radio"/>	<input checked="" type="radio"/>

Question	Yes	No
Did the district operate a center-based program or regional collaborative for students with significant cognitive impairments (serving students from in and outside of the district within a region or ISD)?	<input type="radio"/>	<input checked="" type="radio"/>

Utilizing the Alternate Assessment data reports, complete the following table.

Assessment Data Table	Number
Total Number of students tested overall	
Total Number of students tested with MI-Access	
Students in center-based program from outside district	
Adjusted Total	0
Adjusted Participation Number	0
Adjusted Rate	0%

Please describe other justification as it specifically relates to Covid-19 and the Coronavirus Pandemic:

No other Justification related to Covid-19

Please describe other justification:

The only assessment that we were over 1% was in Science. Only 223 students took this assessment in our district with only 3 taking an alternate assessment.

2022 Projected Participation Rate

Projected Participation Rate 2021	Number
District's Projected Participation Rate for 2021 (per the response on the 2020 alternate assessment projected participation form)	0.6%

Using students' IEP information, Michigan School Data System (MSDS), and other current data, complete the following table to calculate the 2022 projected participation rate.

Projected Participation Rate 2022	Number
Total Number of students enrolled in grades 3, 4, 5, 6, 7, 8, 11	588
Total number of students whose IEPs designate MI-Access for state summative assessments in any content area	1
Projected Participation Rate for 2022	0.2%

Local Plan

After reviewing all of the member district data for participation rates on the alternate assessment (MI-Access), detail below a summarized plan for providing professional development. This may include but is not limited to training on assessment selection, alternate assessment, alternate content standards, or planning for specialized instruction.

Audience	Topics and Method of Training	Date
Special Education Teachers K-12	Alternate Assessment - MDE Guidance/Flowchart review	6/9/2022
Special Education Teachers and Administration	Alternate Assessment Email Reminder with Flowchart attached	1/5/2022
Specall Education Staff and Administration	Monthly meetings - reminders and discussion about alternate assessments	6/9/2022

Disproportionality

Question	Yes	No
Did the member district receive notification from the ISD regarding disproportionality in participation in the alternate assessment?	<input type="radio"/>	<input checked="" type="radio"/>

Resources and Technical Assistance

Question	Yes	No
Does the member district require additional resources and technical assistance from the ISD or MDE to ensure students are being assessed using the most appropriate state summative assessment tool based on the state guidelines?	<input type="radio"/>	<input checked="" type="radio"/>

Please detail the need for additional resources and technical assistance.

Assurances


Please provide the following assurances.

Question	Yes	No
The member district IEP team members follow the state guidelines for participation in the alternate assessment.	<input checked="" type="radio"/>	<input type="radio"/>
The member district allows IEP team members to decide which students take an alternate assessment.	<input checked="" type="radio"/>	<input type="radio"/>
The member district addresses any issues of disproportionality in statewide assessment.	<input checked="" type="radio"/>	<input type="radio"/>

District Comments

ISD Comments

(required if ISD is returning to district for modifications)



Manton Consolidated Schools (83060)

Instructions

This page uses data entered by Manton Consolidated Schools (83060) for ISD review. ISDs may accept this district submission by clicking **Accept District Form**. Alternatively, ISDs may return this form for modifications by clicking **Return for Modifications**. When this form is accepted by the ISD, the applicable district information will need to be included in the ISD Summary Justification Form.

Data

Below are the 1% Participation Rates for Manton Consolidated Schools (83060):

Content Area	Total Tested	Alternate Tested	Spring 2021 Participation Rate
English Language Arts	458	4	0.9
Mathematics	456	4	0.9
Science	178	2	1.1
Social Studies	175	0	0

Professional Development Provided

Question	Yes	No
Did the individualized education program (IEP) teams utilize the state guidelines for participation in the alternate assessment to make assessment participation decisions?	<input checked="" type="radio"/>	<input type="radio"/>

Please list professional development, informational sessions, and technical assistance provided regarding the 1% Cap and/or assessment selection and participation for the 2020-2021 school year.

Audience	Date Occurred	Topics and Method of Training	Delivered by
Special Education Teachers and Administrators	8/25/2020	-Discuss upcoming year and guidelines	District Staff
Special Education Teacher	1/29/2021	-Discussed testing accommodations	District Staff

Contributing Factors

Question	Yes	No
Did the district test fewer than 500 students total using statewide assessments?	<input checked="" type="radio"/>	<input type="radio"/>
Fewer than 8 students took MI-Access.	<input checked="" type="radio"/>	<input type="radio"/>
8 or more students took MI-Access.	<input type="radio"/>	<input checked="" type="radio"/>

Question	Yes	No
Did the district operate a center-based program or regional collaborative for students with significant cognitive impairments (serving students from in and outside of the district within a region or ISD)?	<input type="radio"/>	<input checked="" type="radio"/>

Utilizing the Alternate Assessment data reports, complete the following table.

Assessment Data Table	Number
Total Number of students tested overall	
Total Number of students tested with MI-Access	
Students in center-based program from outside district	
Adjusted Total	0
Adjusted Participation Number	0
Adjusted Rate	0%

Please describe other justification as it specifically relates to Covid-19 and the Coronavirus Pandemic:

Please describe other justification:

We had 175 students take the science state assessment. We had only 2 students take the alternative assessment. That put us at 1.1%.

Projected Participation Rate 2021	Number
District's Projected Participation Rate for 2021 (per the response on the 2020 alternate assessment projected participation form)	3.9%

Projected Participation Rate 2022	Number
Total Number of students enrolled in grades 3, 4, 5, 6, 7, 8, 11	490
Total number of students whose IEPs designate MI-Access for state summative assessments in any content area	4
Projected Participation Rate for 2022	0.8%

Audience	Topics and Method of Training	Date
Special Education Teachers and Administrators	We will review the flow chart and discuss the guidelines for alternative assessments for the this upcoming year.	2/4/2022


Question	Yes	No
Did the member district receive notification from the ISD regarding disproportionality in participation in the alternate assessment?	<input type="radio"/>	<input checked="" type="radio"/>

Question	Yes	No
Does the member district require additional resources and technical assistance from the ISD or MDE to ensure students are being assessed using the most appropriate state summative assessment tool based on the state guidelines?	<input type="radio"/>	<input checked="" type="radio"/>

Question	Yes	No
The member district IEP team members follow the state guidelines for participation in the alternate assessment.	<input checked="" type="radio"/>	<input type="radio"/>
The member district allows IEP team members to decide which students take an alternate assessment.	<input checked="" type="radio"/>	<input type="radio"/>
The member district addresses any issues of disproportionality in statewide assessment.	<input checked="" type="radio"/>	<input type="radio"/>

Our district would like to know where the participation numbers are being pulled from. Our participation numbers are a little different. (Our numbers are coming from the BAA Secure Site)

From what we understand, the data is pulled from the Secure Site and MSDS.



Marion Public Schools (67050)

Instructions

This page uses data entered by Marion Public Schools (67050) for ISD review. ISDs may accept this district submission by clicking **Accept District Form**. Alternatively, ISDs may return this form for modifications by clicking **Return for Modifications**. When this form is accepted by the ISD, the applicable district information will need to be included in the ISD Summary Justification Form.

Data

Below are the 1% Participation Rates for Marion Public Schools (67050):

Content Area	Total Tested	Alternate Tested	Spring 2021 Participation Rate
English Language Arts	186	2	1.1
Mathematics	186	2	1.1
Science	87	1	1.1
Social Studies	83	1	1.2

Professional Development Provided

Question	Yes	No
Did the individualized education program (IEP) teams utilize the state guidelines for participation in the alternate assessment to make assessment participation decisions?	<input checked="" type="radio"/>	<input type="radio"/>

Please list professional development, informational sessions, and technical assistance provided regarding the 1% Cap and/or assessment selection and participation for the 2020-2021 school year.

Audience	Date Occurred	Topics and Method of Training	Delivered by
special education teachers	10/19/2021	Special Education Teachers k12 10/19/2020 Special Education Meeting - Alternate Assessment Flowchart handed out.	District Staff
special education teachers	11/25/2021	Emailed special education teachers to remind them to use the flowchart to determine alternate assessment.	District Staff

Contributing Factors

Question	Yes	No
Did the district test fewer than 500 students total using statewide assessments?	<input checked="" type="radio"/>	<input type="radio"/>
Fewer than 8 students took MI-Access.	<input checked="" type="radio"/>	<input type="radio"/>
8 or more students took MI-Access.	<input type="radio"/>	<input checked="" type="radio"/>

Question	Yes	No
Did the district operate a center-based program or regional collaborative for students with significant cognitive impairments (serving students from in and outside of the district within a region or ISD)?	<input type="radio"/>	<input checked="" type="radio"/>

Utilizing the Alternate Assessment data reports, complete the following table.

Assessment Data Table	Number
Total Number of students tested overall	
Total Number of students tested with MI-Access	
Students in center-based program from outside district	
Adjusted Total	0
Adjusted Participation Number	0
Adjusted Rate	0%

Please describe other justification as it specifically relates to Covid-19 and the Coronavirus Pandemic:

none

Please describe other justification:

We are a small school and only have 186 students who tested. Two of those students are cognitively impaired, so it would not be appropriate for them to take the regular test. Also, because

we are a small, rural, impoverished district our special education numbers are quite high (20% of our population>

2022 Projected Participation Rate

Projected Participation Rate 2021	Number
District's Projected Participation Rate for 2021 (per the response on the 2020 alternate assessment projected participation form)	0.9%

Using students' IEP information, Michigan School Data System (MSDS), and other current data, complete the following table to calculate the 2022 projected participation rate.

Projected Participation Rate 2022	Number
Total Number of students enrolled in grades 3, 4, 5, 6, 7, 8, 11	186
Total number of students whose IEPs designate MI-Access for state summative assessments in any content area	2
Projected Participation Rate for 2022	1.1%

Local Plan

After reviewing all of the member district data for participation rates on the alternate assessment (MI-Access), detail below a summarized plan for providing professional development. This may include but is not limited to training on assessment selection, alternate assessment, alternate content standards, or planning for specialized instruction.

Audience	Topics and Method of Training	Date
special education staff	ISD teacher consultant will meet with special education staff to review criteria for alternate assessment.	2/17/2022

Disproportionality

Question	Yes	No
Did the member district receive notification from the ISD regarding disproportionality in participation in the alternate assessment?	<input type="radio"/>	<input checked="" type="radio"/>

Resources and Technical Assistance

Question	Yes	No
Does the member district require additional resources and technical assistance from the ISD or MDE to ensure students are being assessed using the most appropriate state summative assessment tool based on the state guidelines?	<input type="radio"/>	<input checked="" type="radio"/>

Please detail the need for additional resources and technical assistance.

Assurances

Please provide the following assurances.


Question	Yes	No
The member district IEP team members follow the state guidelines for participation in the alternate assessment.	<input checked="" type="radio"/>	<input type="radio"/>
The member district allows IEP team members to decide which students take an alternate assessment.	<input checked="" type="radio"/>	<input type="radio"/>
The member district addresses any issues of disproportionality in statewide assessment.	<input checked="" type="radio"/>	<input type="radio"/>

District Comments

--

ISD Comments

(required if ISD is returning to district for modifications)



McBain Rural Agricultural Schools (57030)

Instructions

This page uses data entered by McBain Rural Agricultural Schools (57030) for ISD review. ISDs may accept this district submission by clicking **Accept District Form**. Alternatively, ISDs may return this form for modifications by clicking **Return for Modifications**. When this form is accepted by the ISD, the applicable district information will need to be included in the ISD Summary Justification Form.

Data

Below are the 1% Participation Rates for McBain Rural Agricultural Schools (57030):

Content Area	Total Tested	Alternate Tested	Spring 2021 Participation Rate
English Language Arts	502	8	1.6
Mathematics	502	8	1.6
Science	187	0	0
Social Studies	189	4	2.1

Professional Development Provided

Question	Yes	No
Did the individualized education program (IEP) teams utilize the state guidelines for participation in the alternate assessment to make assessment participation decisions?	<input checked="" type="radio"/>	<input type="radio"/>

Please list professional development, informational sessions, and technical assistance provided regarding the 1% Cap and/or assessment selection and participation for the 2020-2021 school year.

Audience	Date Occurred	Topics and Method of Training	Delivered by
Special Education teachers	1/4/2021	District testing coordinator sat down with each Special Education teacher and went over the flowchart to make sure students were taking the appropriate assessment.	District Staff
Special Education teachers	2/20/2020	The district Special Education supervisor shared a screencast that the teachers could watch to help them determine appropriate tests to take.	District Staff

Contributing Factors

Question	Yes	No
Did the district test fewer than 500 students total using statewide assessments?	<input type="radio"/>	<input checked="" type="radio"/>
Fewer than 8 students took MI-Access.	<input type="radio"/>	<input type="radio"/>
8 or more students took MI-Access.	<input type="radio"/>	<input type="radio"/>

Question	Yes	No
Did the district operate a center-based program or regional collaborative for students with significant cognitive impairments (serving students from in and outside of the district within a region or ISD)?	<input type="radio"/>	<input checked="" type="radio"/>

Utilizing the Alternate Assessment data reports, complete the following table.

Assessment Data Table	Number
Total Number of students tested overall	
Total Number of students tested with MI-Access	
Students in center-based program from outside district	
Adjusted Total	0
Adjusted Participation Number	0
Adjusted Rate	0%

Please describe other justification as it specifically relates to Covid-19 and the Coronavirus Pandemic:

We were able to test the majority of our students last year despite Covid-19 restrictions.

Please describe other justification:

2022 Projected Participation Rate

Projected Participation Rate 2021	Number
District's Projected Participation Rate for 2021 (per the response on the 2020 alternate assessment projected participation form)	1.8%

Using students' IEP information, Michigan School Data System (MSDS), and other current data, complete the following table to calculate the 2022 projected participation rate.

Projected Participation Rate 2022	Number
Total Number of students enrolled in grades 3, 4, 5, 6, 7, 8, 11	529
Total number of students whose IEPs designate MI-Access for state summative assessments in any content area	5
Projected Participation Rate for 2022	0.9%

Local Plan

After reviewing all of the member district data for participation rates on the alternate assessment (MI-Access), detail below a summarized plan for providing professional development. This may include but is not limited to training on assessment selection, alternate assessment, alternate content standards, or planning for specialized instruction.

Audience	Topics and Method of Training	Date
Special Education teachers	Training on assessment selection will be provided.	3/21/2022

Disproportionality

Question	Yes	No
Did the member district receive notification from the ISD regarding disproportionality in participation in the alternate assessment?	<input type="radio"/>	<input checked="" type="radio"/>

Resources and Technical Assistance

Question	Yes	No
Does the member district require additional resources and technical assistance from the ISD or MDE to ensure students are being assessed using the most appropriate state summative assessment tool based on the state guidelines?	<input type="radio"/>	<input checked="" type="radio"/>

Please detail the need for additional resources and technical assistance.

Assurances

Please provide the following assurances.

Question	Yes	No
The member district IEP team members follow the state guidelines for participation in the alternate assessment.	<input checked="" type="radio"/>	<input type="radio"/>
The member district allows IEP team members to decide which students take an alternate assessment.	<input checked="" type="radio"/>	<input type="radio"/>
The member district addresses any issues of disproportionality in statewide assessment.	<input checked="" type="radio"/>	<input type="radio"/>

District Comments

We met as a Special Education PLC and discussed each student that is taking the alternate assessment. January 17, 2022.

ISD Comments

(required if ISD is returning to district for modifications)



