



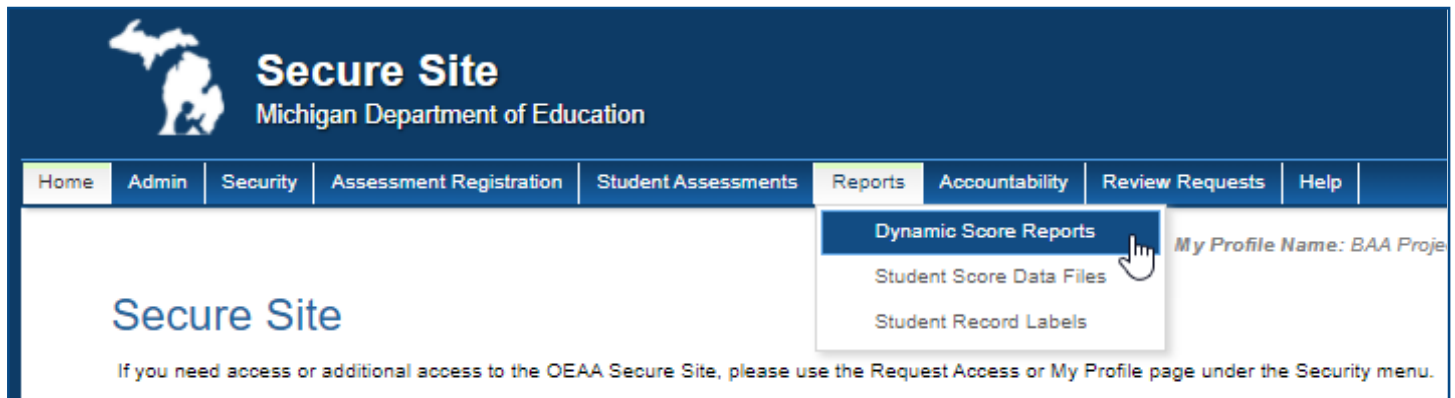
Spring 2022

Interpretive Guide to  
MI-Access  
Preliminary Reports

April 2022

# Preliminary Student Roster

The Preliminary Student Roster for MI-Access allows users to view student preliminary scale scores, points earned, and subscores by content area and grade. The report is available in the [OEAA Secure Site](http://www.michigan.gov/oeaa-secure) (www.michigan.gov/oeaa-secure) under the Reports section in the Dynamic Score Reports area and is accessible 48 hours after the completed subject is submitted online.



## NOTE ABOUT PRELIMINARY SCORES AND WHY THEY MAY CHANGE FOR FINAL REPORTING

- Scores presented in this report are preliminary and are subject to change.
- Preliminary scores are calculated using only machine-scored items available at the time the test is submitted.
- Scale scores, points earned, and performance data presented in this report are not be taken as a final evaluation of a student’s performance.
- Preliminary scores do not include constructed response for Functional Independence (FI) Expressing Ideas items and other FI paper/pencil assessments. **Note:** The FI ELA preliminary score will be displayed as points earned due to the delay in scoring the constructed response test.
- The Preliminary Student Roster Report is for school use only and may not be shared with the public.
- Preliminary Report data is not be used for any high-stakes decisions (such as grade or course placement, curricular evaluations, teacher evaluations).

Each year, the Michigan Department of Education (MDE) creates conversion tables to establish the relations between raw score points and FI scale scores. For each grade and content area, the scale scores are comparable across forms and years. Note, Scale scores are not comparable across grade levels, even for the same content area. For reporting preliminary FI scale scores, the prior year’s final conversion tables are used.

After the testing window closes, MDE calibrates all submitted data (by using valid cases only) to establish the relations between raw score points and FI scale scores to build the final conversion tables.

In this process, it is possible to find the same raw score points being associated with different scale scores (that is when the final conversion table is compared to the corresponding preliminary tables), which may or may not impact performance level scores.

### **NOTE ABOUT PRELIMINARY FI ELA: ACCESSING PRINT AND USING LANGUAGE SCORES**

FI ELA claim 2 for grade 5 is not included for preliminary reports. This claim is covered in the FI Expressing Ideas test only and will be included in the final versions of reports. For preliminary reports grade 5, claim 2 will display an "NA."

### **NOTE ABOUT PRELIMINARY SCIENCE SCORES**

The MI-Access Science assessments have been recently updated to align to the new alternate content expectations. Given this, standard setting will take place this summer after testing is completed. During this transition, preliminary results for science will not be reported this year. Overall composite scores for science will be provided with final reports, and the Office of Educational Assessment and Accountability looks forward to releasing the complete reporting suite in Spring 2023 for MI-Access Science.

### **NOTE ABOUT SCORES MARKED "NOT CURRENTLY REPORTABLE"**

There are several reasons why a test may not be reportable at the time of preliminary reporting. The reasons for scores listed as "Not Currently Reportable" include:

1. A student who is not marked as Special Education in the Michigan Student Data System (MSDS) cannot have a reportable MI-Access score. Ensure that students are identified correctly in MSDS.
2. A student with incomplete, incorrect, or missing enrollment data in MSDS may not be reportable. Ensure that the student has a UIC; is enrolled correctly in MSDS; and is enrolled in the correct grade in MSDS.
3. The scores of a student whose test is incomplete may not be reportable. Assessment administrators are to encourage students to attempt to complete the entire test.
4. A student's test is not reportable if the student engaged in prohibited behavior or used a nonstandard accommodation.
5. A student's Supported Independence (SI) or Participation (P) test is not reportable if either the Primary and Shadow Assessment Administrator observation scores have not been entered in the online answer document.

If the reasons for unreportable scores can be resolved, then the scores will appear.

## Appropriate Use of the Data in this Report

Decisions made based on assessment results must be based on appropriate data analysis. The table below provides important information about the appropriate use of the data in this report.

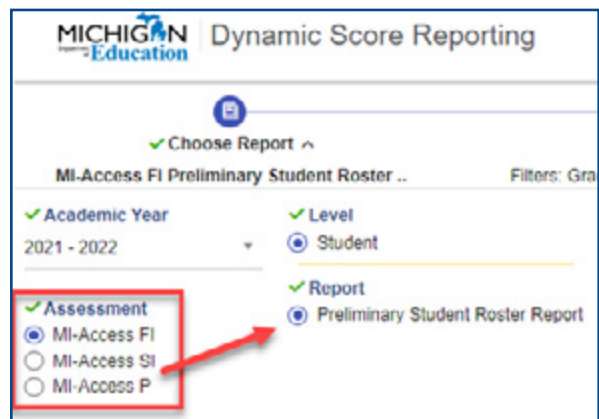
This report helps schools:	Schools are not to use this report to:
view preliminary overall above/below benchmark data	make day-to-day instructional decisions for individual students
view preliminary claim/discipline performance data	make decisions about continuous improvement goals and strategies for schools or districts
	share data with school boards or any other member of the public
	make day-to-day instructional decisions for individual students

## Report View

### Assessment Levels

Three different levels of testing within MI-Access may be selected by the user:

1. Functional Independence - FI
2. Supported Independence - SI
3. Participation - P



### Report Selection

The report will default to the Preliminary Student Roster Report selection.

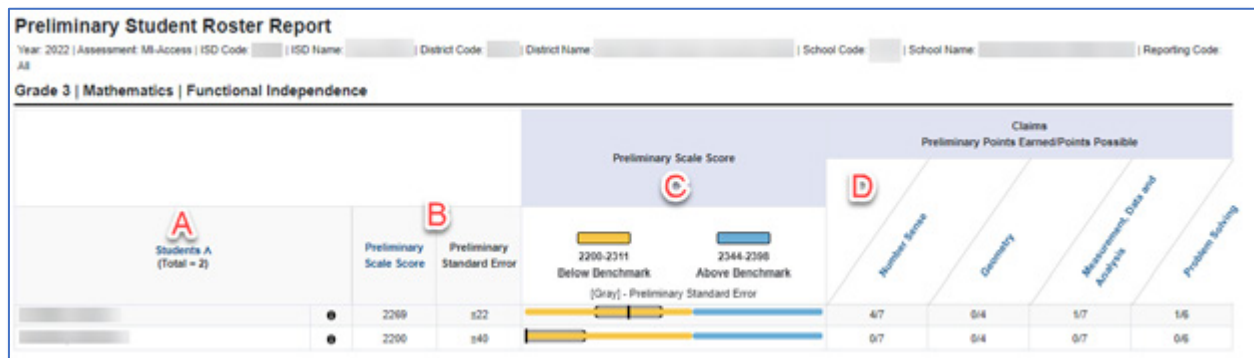
## Score types available

1. Preliminary Scale Scores are provided for Functional Independence mathematics and social studies.
2. For Functional Independence ELA, and all Supported Independence and Participation scores, the report shows points earned out of points possible.

## Report Layout

The report is divided into four main sections:

- A. An alphabetical listing of the selected students
- B. Overall content performance in a table format
- C. Overall content performance in a graphical format
- D. Subscore performance (claim or discipline scores) in a graphical or table format



## **A Selected Students:**

Students in the selected assessment are displayed in ascending alphabetical order. The sequence may be changed to sort in descending alphabetical order. The following information is displayed in this section:

1. Number of students displayed in the student roster. This represents all students who completed testing in the selected student population including students with invalid tests.
2. Student Name as last name, first name, middle initial.

The following additional information may be obtained by selecting the information icon **i**:

1. Unique Identification Code (UIC)
2. Date of Birth (DOB)

UIC 0000000000 | DOB 11/24/20XX

The list of students displayed on the Preliminary Student Roster can be customized using the following filters:

- Grade
- Content Area
- Students

## **B Overall Content Performance (Table Format)**

Content performance is displayed in two different formats:

1. Where appropriate, the Preliminary Scale Score and Preliminary Standard Error will be displayed.
2. For all other subjects and tests, the total number of points earned will be displayed.

The scale score and points earned are sortable. Sorting by these scores will result in a list of the selected students in order of score (ascending or descending depending on sort selection).

## **C Overall Content Performance (Graphical Format)**

The performance data for each student is also displayed in a horizontal color bar graph format. For subjects/tests in which a Preliminary Scale Score is available (mathematics and social studies), color-coded lines indicate the range of scores for above and below the score benchmark. The Score is indicated by a vertical line, surrounded the standard error (a gray oval bar with brackets) showing the estimated range of possible scores. In addition, the ranges for above and below the benchmark are provided in the legend.

For all other subjects and tests, a horizontal blue bar will indicate the number of points earned. A point range legend appears at the top of the chart.

## D Content Subscore (Claim or Discipline) Performance

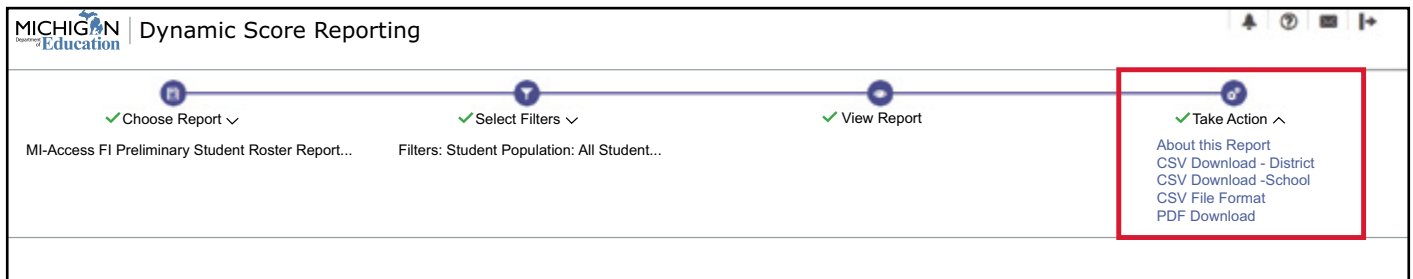
Each claim (for mathematics and ELA), or discipline (for social studies) has a column to the right of the overall content performance area. Each subscore column shows a count of points earned out of points possible.

The subscore columns are sortable. Sorting by a subscore will result in a list of the selected students ordered of points earned.

### Take Action

The Take Action filter contains the following options for the Preliminary Student Roster:

1. **About this Report** (a document describing the components of the report)
2. **CSV (comma-separated values) Download** (for District and School) – provides downloadable files that contain all school/student data included on the report, displayed according to user selections applied in the filter area (**Note:** District download is for district users only.)
3. **CSV File Format** – provides the data contained in the CSV file download; the file will show the Excel document's column, field name, description, field type, and format
4. **PDF Download** – a portable document format version of the report, displayed according to user selections applied in the filter area



## About the Data:

- Preliminary Student Roster Reports are available only for students with submitted online FI tests and submitted SI and P online answer documents.
- This report does **NOT** include the FI Expressing Ideas scores.
- This report does not include homeschooled students.
- FI mathematics and social studies are reported with Preliminary Scale Scores.
- FI ELA and SI/P ELA and **mathematics** are reported with raw scores or points earned out of points possible.
- Students earning a score in the blue range have met or exceeded the **performance** threshold based on preliminary results.
- Students earning a score in the yellow range have not yet met the proficiency threshold based on preliminary results.
- **Sub-scores** are reported by raw score or points earned out of point possible.

## Data Definitions:

- **Benchmark:** The single proficiency cut in the scale score range that estimates whether a student did or did not meet the content expectations (based on preliminary data). The **Above Benchmark** (blue bar) indicates the student has met **and** exceeded the proficiency threshold, while the **Below Benchmark** (yellow bar) indicates the student has not yet met the proficiency threshold in the content expectations (based on preliminary data).
- **Claim:** Claims are used as a means to organize content expectations for English language arts and mathematics.
- **Discipline:** Disciplines are used as a means to organize content expectations for social studies.
- **Standard Error:** Educational measurements are attempts to capture a student's true score, or ability, in the area being assessed. The standard error around the student score is an estimate of the range of scores that would be expected if the student was to be measured repeatedly with parallel assessments. ~~Because the preliminary score is based on a limited set of items, the standard error is larger than it would be for final score reporting.~~
- **Raw Score:** This reflects points earned/total points possible. Raw scores are not comparable across different forms of the test.
- **Preliminary Scale Score:** Preliminary scale scores are test scores that have been statistically adjusted to a common scale that allows scores to be compared across different forms of the test.

**Privacy Notice: The Preliminary Student Roster Report contains federally protected student information. This report must be used in accordance with the Family Educational Rights and Privacy Act (FERPA).**

