



SAT School Day

2024

SAT[®] with Essay

Understanding Scores

FOR EDUCATORS



Contact Us

FOR EDUCATORS

- 🖨 InSchoolSupport@collegeboard.org
k12reports@info.collegeboard.org
- 866-502-6384

FOR STUDENTS AND PARENTS

- 🖨 sat.org/inquiry
- 866-756-7346

CUSTOMER SERVICE MAILING ADDRESS

- ✉ College Board SAT Program
P.O. Box 025505
Miami, FL 33102

The SAT Suite of Assessments

The SAT® Suite of Assessments is an integrated system of tests that includes the SAT (for students in grades 11 and 12), the PSAT/NMSQT® and the PSAT™ 10 (for grades 10 and 11), and the PSAT™ 8/9 (for grades 8 and 9).

The tests measure the same skills and knowledge in grade-appropriate ways. They work together to show student progress over time so educators, students, and parents can monitor the student's level of preparation for university or a career. Their content reflects the kinds of meaningful, engaging, and challenging work that students find in middle school and high school courses taught today.

The SAT, the last test in the suite, is a globally recognized college admission test that's widely accepted by colleges and universities in the U.S. and in almost 70 other countries.

The SAT is one of the most accessible and fair ways for students from all backgrounds to show what they know and stand out to colleges and scholarship programs.

Going Digital

While the transition to digital brings a number of student- and educator-friendly changes, many important features of the SAT Suite have stayed the same. The SAT Suite continues to measure the knowledge and skills that students are learning in school and that matter most for college and career readiness. The digital SAT Suite is easier to take, easier to give, more secure, and more relevant. We haven't simply created a digital version of the current paper and pencil tests—we're taking full advantage of what digital testing makes possible.

This Understanding Scores brochure includes information about how to interpret and use scores on the digital SAT that will be administered during in-school testing.

The digital SAT includes the following sections:

READING AND WRITING

The Reading and Writing section measures comprehension and reasoning skills and focuses on close reading of passages in a wide array of subject areas. It also measures a range of skills, including command of evidence, expression of ideas, and the use of standard English conventions in grammar and punctuation.

MATH

This section includes multiple-choice and student-produced response questions, and students are permitted to use a calculator on all math questions. The Math section assesses skills in algebra, problem-solving and data analysis, manipulation of complex equations, geometry, and trigonometry.

ESSAY

This section is focused on the assessment of students' skill in developing a cogent and clear written analysis of a provided source text. The Essay section measures skills in reading, analysis, and writing.

How the SAT Is Scored

All test questions are scored as correct or incorrect. There is no penalty for guessing. The difficulty level and other qualities of each question (such as how well it differentiates skill level or how easy it is to guess on a question) as well as whether the student got the question right or wrong—are taken into account when calculating a student's score. This score is then converted to the reported scaled score of 200–800. Every test conforms to a standardized specification of question types and qualities, so all students have equitable opportunity to demonstrate their strengths.

The Essay section is scored separately. Two different people will read and score each response. Each scorer awards 1–4 points for each dimension (reading, analysis, and writing), and the two scores for each dimension are added together. Students then receive a score for each of the three dimensions. The dimension scores are not added together, so there is no composite SAT Essay score.

HOW THE DIGITAL SAT IS ORGANIZED

The digital SAT Suite uses multistage adaptive testing (MST). Relying on MST means we can fairly and accurately measure the same things with a shorter, more secure test while preserving test reliability. Both the Reading and Writing and the Math sections are divided into two equal-length and separately timed stages, each composed of a module of questions. The first module contains a mix of easy, medium, and hard questions. Based on how a student performs on the first module, the second module of questions will either be more difficult or less difficult.

By adapting to a student's performance level, the responsive test will result in a more efficient assessment of that student's academic strengths.

Interpreting Scores

Score Reporting Features

Later in this document, you'll find an annotated sample score report (page 7) that includes detailed explanations of the information that students receive about their college readiness skills.

The online score reporting portal at k12reports.collegeboard.org offers you an array of powerful tools to assess your students' progress and plan instruction that delivers what they need. These tools include:

- Flexible reports that can be sorted and filtered by key demographics.
- Instructional planning support using specific content areas, benchmarks, information for cross-subject tasks, and data for prescribing interventions when students are behind or ahead.
- Access to the AP Potential™ tool to pinpoint students who are likely to succeed in more challenging courses.
- Ability to print a paper copy of the student score report, including total and section scores.

Differences Between Scores on Digital and Paper and Pencil Assessments

The digital SAT and paper and pencil SAT measure similar, but not identical, content, so a score on the paper and pencil test is not a perfect predictor of how a student would perform on the digital test (and vice versa). College Board conducted two concordance studies in the spring and fall of 2022 to establish the direct relationship between paper-based and digital SAT scores. These studies' results support the hypothesis of a direct one-to-one relationship between the two versions of the assessment. In other words, the scores on the two versions of the SAT are comparable, and scores from both tests can be fairly evaluated side by side without a concordance table.

Students who wish to improve their performance on the SAT should follow these guidelines:

- Develop academic skills through challenging coursework.
- Read extensively and develop strong writing skills.
- Engage in deliberate practice in the 3 math areas that are emphasized the most in the assessments.
- Take full-length practice tests in the digital testing app, Bluebook™, review results in My Practice, and use Official Digital SAT Prep on Khan Academy® for free, tailored practice of the skills they need to improve.

How You Can Use the Student Score Report

You can help students by reviewing their score reports and helping them understand what their scores mean. Here's how.

SHARE SCORE REPORT PDFs WITH STUDENTS

Through our K–12 score reporting portal, educators can access the official downloadable score report PDF for printing and sharing with the student. Educators can also see additional interpretive insights about the student's results. The PDF, titled "Your Score Report," (sample shown on page 9) clearly summarizes a student's current achievement levels and encourages next steps to increase college and career readiness. Teachers can review the official score report PDFs with students to help them understand what their scores mean. Reviewing their scores can also help students see their strengths, which can increase their confidence and show them content areas in which they can handle more advanced coursework.

TALK WITH STUDENTS ABOUT COLLEGE AND CAREER READINESS

In the online K–12 score reporting portal, you'll see an indicator that shows whether the student's score meets the grade-level benchmark (page 6). These benchmarks allow students and educators to understand how students are progressing toward college readiness.

If a student is meeting the benchmark for a section, remind them to continue to take rigorous courses and work hard to stay on track for college success.

If a student is not meeting the benchmark for a section, connect them to classroom work that is focused on areas that need improvement.

Work with your students to think of ways to develop each of the skills you have identified for focus and improvement. Encourage students to review their score report.

For further guidance on interpreting score reports, see the Professional Development modules for K–12 educators at sat.org/educators.

EXPLORE CAREER OPTIONS

When reviewing scores with students, educators may be asked about Career Insights Snapshot, a new feature of the score report that shows growing careers in their state that also connect to the skills they demonstrated. These careers are examples, not recommendations to talk to students about key aspects of careers and the different opportunities they can consider after high school. See the case study on page 8 for more information.

SAT Scores

Total Scores

The total score is the sum of the two section scores; its range is 400–1600.

Section Scores

Students receive scores in the range of 200–800 for each of two sections.

- The Reading and Writing section
- The Math section

Students will receive separate scores for the Essay section in the range of 2–8 for each of three dimensions:

- Reading
- Analysis
- Writing

Accessing Official Student Scores

When SAT scores are released, score reports will be automatically sent to the student’s high school and to any other organizations/institutions chosen by the student. As part of school day testing, students will not be contacted by College Board directly unless they are using the BigFuture® School mobile app to receive their scores. A downloadable PDF called “Your Score Report” is provided for every SAT test taker.

Schools will need to let their students know there are multiple ways to view their scores. Students can review the PDF score report with educators at their school. Schools have access to the downloadable PDFs for their students through the [online K–12 score reporting portal](#).

Students who took the SAT and chose to provide a mobile phone number during testing can also view their scores on the BigFuture School app. For more information, see page 5 in this document, or go to satsuite.org/k12bigfutureschool.

NOTE:

The BigFuture School app is available to U.S. in-school test takers aged 13 and over. See page 5 for more information.

As always, students age 13 and older may use a personal College Board student account to view additional insights online.

Information About Scores

In the official score report PDF (see page 9 for an example), the student can view the scores available in a digital SAT—total score, Reading and Writing section score, Math section score, and Essay scores. The official score report PDF includes:

- The range of possible scores: 400–1600 for total score, 200–800 for section scores, and 2–8 for Essay scores.
- The All Tester Percentile (formally called the “User Percentile”) of each applicable score. For example, if a student’s score is in the 70th percentile, 70% of a comparison group achieved scores at or below that student’s score. There are no percentiles reported for the Essay.

All Tester Percentiles are based on the actual scores of the past 3 cohorts of students who took the SAT during high school.

Score Ranges

A student’s ability is better represented by score ranges than points. Score ranges are derived from the standard error of measurement and show how much a student’s scores would likely vary if they took a different administration of the test under identical conditions. These ranges are approximately:

Total: ± 40 points

Section: ± 30 points

Score Sends

When your students take the SAT, they have the opportunity to choose up to 4 colleges, universities, or scholarship programs to receive their scores for free. We share with their school and district the names of the organizations they select for their 4 free score sends. Students may make their free selections during testing or within 3 days after testing.

Students can also select additional institutions to share their score with later online, but they'll have to pay for each score they send (unless they're eligible for a fee waiver).

Additional score sends include all available scores unless a student chooses otherwise. In certain college and university systems, once a student submits their score to 1 school, other schools within that system will also have access to that score. Please note, however, that if a student is applying to more than 1 school within a college or university system, it is still important for them to send their SAT scores to each individual school.

When a student requests that we send their scores to colleges or other organizations as directed by the student during school day testing, we send their scores along with demographic information sufficient for identity matching to those colleges and organizations, who may then use it to support the student's applications to those organizations.

College Board doesn't use a student's reported scaled score by itself or in combination with any other information to predict their individual future academic performance at specific postsecondary institutions. However, College Board does help individual colleges and universities use and interpret SAT scores. The scores the student receives and the score reports received by colleges and their high school contain total and section scores. Additional score sends include all their available scores unless they choose otherwise, as explained further in the [SAT School Day Student Guide](#).

Information About Knowledge and Skills

Students can view a graphic showing their performance on each of the 8 content areas measured on the SAT.

- There are 4 content areas in Reading and Writing, and 4 in Math.
- In each content area, students can view:
 - ♦ The approximate number of questions in the content area and what percentage of the section that represents (e.g., 12–14 questions would be about 26% of the Reading and Writing section).
 - ♦ A visual indication of how the student performed in each content area.
- Students can use this section to identify content areas they may want to focus on to practice and improve.

Additional Support

The score report PDF also includes information on next steps the student can take after reviewing their scores. A QR code or link will provide them more information on tools and services related to these next steps, which include reviewing the additional insights on their scores provided in the online portal, Official Digital SAT Prep on Khan Academy, college and career exploration, and scholarship opportunities.

Introducing BigFuture School and Connections

BigFuture School is a free mobile app for students age 13 and older who take the PSAT 10, PSAT/NMSQT, or SAT School Day in the United States. It's designed for students to use to get their test scores quickly, get guidance on college and career planning, and learn about financial aid and scholarships. Students may also have the opportunity to opt in to Connections™—a program that allows them to hear from nonprofit colleges and scholarship programs that may be a good match. If your students provided a mobile phone number when they took the SAT, they can download the BigFuture School mobile app, and they'll get a notification in the app telling them when their scores are available to view. Connections puts privacy first. No personal information is shared with institutions unless a student directly chooses to do so. Please know that your school, district, or state may choose to not provide access to Connections for its students or students that test at their schools.

Students who choose not to download the BigFuture School app or who don't have a mobile phone can still access their scores and guidance for future planning. Educators will continue to receive PDF score reports for all assessments they administer, which can be shared with students. And, as always, students can log in to their personal College Board accounts at studentscores.collegeboard.org to get additional insights about their scores and explore BigFuture.

Benchmarks

SAT Grade-Level Benchmarks

The SAT Suite offers grade-level benchmarks that can be used to gauge whether students are on track for becoming college ready each year in grades 8–12. Grade-level benchmarks represent the section scores on each assessment that students should meet or exceed to be considered on track to be college ready.

RECOMMENDED USES

Educators can compare students’ scores to the grade-level benchmarks to help them:

- Understand their unique path to success in college and career readiness.
- Identify areas where they may need extra support while there is still time for improvement.
- Consider their readiness for more challenging coursework.

Grade-level benchmarks shouldn’t be used to assign academic tracks, to discourage students from pursuing college, or to keep students from participating in challenging courses. Rather, the benchmarks are intended to help **all** students better prepare for life after high school.

What the Benchmarks Mean

The College and Career Readiness Benchmarks for the current SAT predict a 75% likelihood of achieving a C or higher in related first semester, credit-bearing college courses. The benchmarks are set at the section level, so there is a benchmark for Reading and Writing and a benchmark for Math.

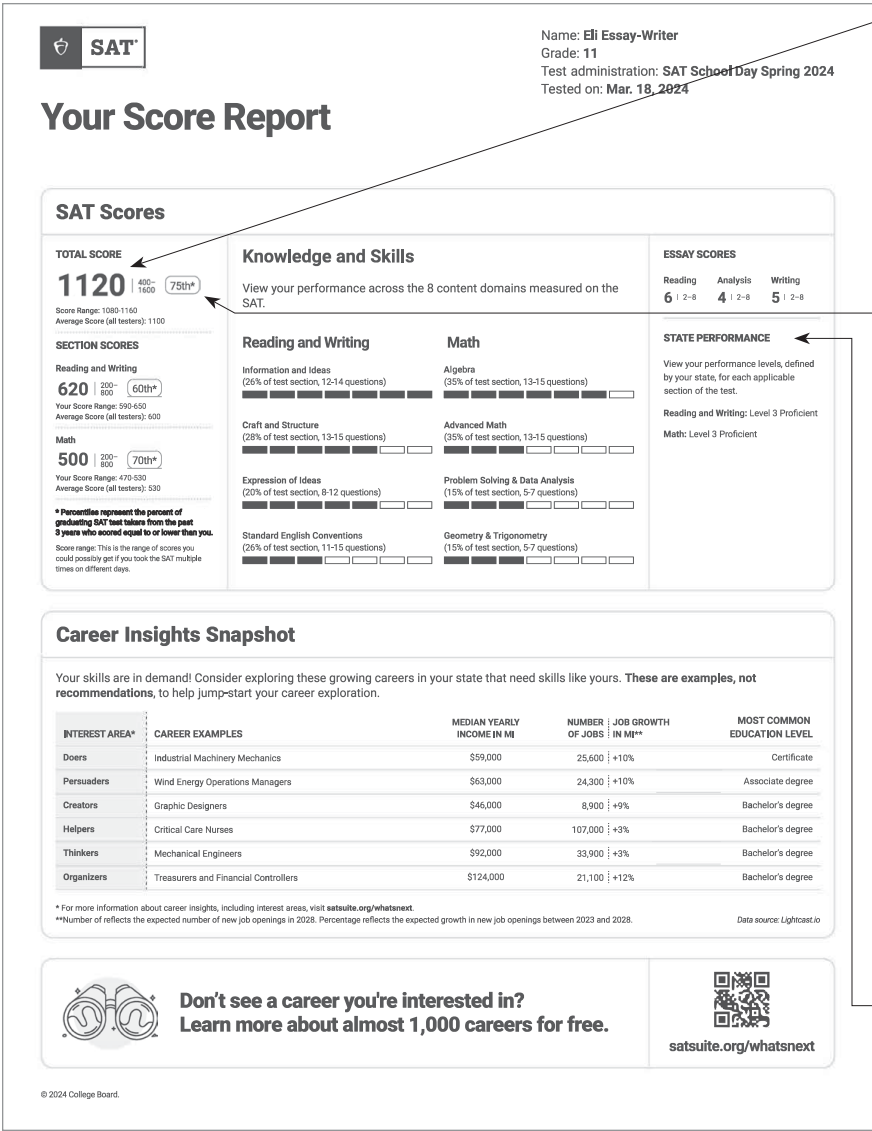
College and Career Readiness Benchmarks	
Reading and Writing	Math
480	530

Through the online K–12 score reporting portal accessed by the school, educators can view their students’ scores compared to the College and Career Readiness Benchmark. Equipped with this information, teachers can address challenge areas for their students while there is still time for improvement. Teachers can also accelerate the progress of students who meet or exceed the benchmarks.

The SAT Score Report

A Case Study: Sample SAT Score Report

Take a look at the sample score report below and on the next page. Use the corresponding information to help you interpret your student's SAT score report.



Score Report

WHAT ARE ELI'S SCORES?

Eli's Reading and Writing score is 620, and his Math score is 500, for a total score of 1120. His Essay scores (6 in Reading, 4 in Analysis, and 5 in Writing) are reported separately. By reviewing his performance on the content domains in each subject, Eli can see where his knowledge and skills are already strong and identify areas where he can improve.

WHAT ARE ELI'S SCORE PERCENTILES?

Although Eli is in 11th grade, the percentiles compare his scores with those of all 12th graders around the world who took the SAT. Eli scored as well or better in Reading and Writing than 60% of a globally representative group of 12th-grade students. In Math, he scored as well or better than 70% of a globally representative group of 12th-grade students. Putting both scores together, Eli scored as well or better than 75% of students in 12th grade on the SAT as a whole. There are no percentiles reported for the Essay section.

WHAT ARE ELI'S PERFORMANCE LEVELS?

This section will look different on a student's score report depending on your state. College Board works with our state partners to report Eli's performance level in each applicable section of the test. Performance levels are set by the state and provide insight into his achievement of state content standards.

WHAT CAN ELI LEARN FROM THIS CAREER SNAPSHOT?

Since he is based in the U.S., Eli's score report includes a Career Insights Snapshot — helpful information about growing careers in his state and that connect to his scores. Whether Eli sees a career he's curious about or not, the examples can spark his interest in learning more about what careers are out there and key information like median yearly income, expected growth rate for new job openings in his state over the next five years, and the most common education level for people in that career. While these might be careers worth watching in Eli's state, he can learn more about careers that reflect his interests at satsuite.org/whatsnext.

HOW CAN ELI LEARN MORE ABOUT HIS SCORES?

If he's under age 13, Eli can talk to his school counselor to see his full score report and learn how to prepare for the SAT. If Eli is age 13 or older, he can also choose to visit sat.org/myscore to personally find out this information.

HOW CAN ELI MEASURE HIS PROGRESS?

As a student in 11th grade, Eli may choose to take the SAT again at his school or on a weekend test date if he wants to improve his score. He can continue to take advantage of practice resources by visiting sat.org/digital-practice.

Name: Eli Essay-Writer

Grade: 11

Test administration: SAT School Day Spring 2024

Tested on: Mar. 18, 2024

Your Score Report

SAT Scores

TOTAL SCORE

1120

400-1600

75th*

Score Range: 1080-1160

Average Score (all test-takers): 1100

SECTION SCORES

Reading and Writing

620

200-800

60th*

Math

500

200-800

70th*

Your Score Range: 590-650

Average Score (all test-takers): 600

Your Score Range: 470-530

Average Score (all test-takers): 530

* Percentiles represent the percent of graduating SAT test takers from the past 3 years who scored equal to or lower than you.

Score range: This is the range of scores you could possibly get if you took the SAT multiple times on different days.

Knowledge and Skills

View your performance across the 8 content domains measured on the SAT.

Reading and Writing

Information and Ideas
(26% of test section, 12-14 questions)

Craft and Structure
(28% of test section, 13-15 questions)

Expression of Ideas
(20% of test section, 8-12 questions)

Standard English Conventions
(26% of test section, 11-15 questions)

Math

Algebra
(35% of test section, 13-15 questions)

Advanced Math
(35% of test section, 13-15 questions)

Problem Solving & Data Analysis
(15% of test section, 5-7 questions)

Geometry & Trigonometry
(15% of test section, 5-7 questions)

ESSAY SCORES

Reading

6

1-2-8

Analysis

4

1-2-8

Writing

5

1-2-8

STATE PERFORMANCE

View your performance levels, defined by your state, for each applicable section of the test.

Reading and Writing: Level 3 Proficient

Math: Level 3 Proficient

Career Insights Snapshot

Your skills are in demand! Consider exploring these growing careers in your state that need skills like yours. **These are examples, not recommendations,** to help jump-start your career exploration.

INTEREST AREA*	CAREER EXAMPLES	MEDIAN YEARLY INCOME IN MI	NUMBER OF JOBS JOB GROWTH IN MI**	MOST COMMON EDUCATION LEVEL
Doers	Industrial Machinery Mechanics	\$59,000	25,600 +10%	Certificate
Persuaders	Wind Energy Operations Managers	\$63,000	24,300 +10%	Associate degree
Creators	Graphic Designers	\$46,000	8,900 +9%	Bachelor's degree
Helpers	Critical Care Nurses	\$77,000	107,000 +3%	Bachelor's degree
Thinkers	Mechanical Engineers	\$92,000	33,900 +3%	Bachelor's degree
Organizers	Treasurers and Financial Controllers	\$124,000	21,100 +12%	Bachelor's degree

* For more information about career insights, including interest areas, visit satsuite.org/whatsnext.

**Number of reflects the expected number of new job openings in 2028. Percentage reflects the expected growth in new job openings between 2023 and 2028.

Data source: Lightcast.io

Don't see a career you're interested in?

Learn more about almost 1,000 careers for free.

satsuite.org/whatsnext

© 2024 College Board.

Score Report

SAT with Essay Understanding Scores for Educators

8

Sample Official Score Report (Downloadable PDF)



Name: Eli Essay-Writer
Grade: 11
Test administration: SAT School Day Spring 2024
Tested on: Mar. 18, 2024

Your Score Report

SAT Scores

TOTAL SCORE
1120 | 400-1600 **75th***
Score Range: 1080-1160
Average Score (all testers): 1100

SECTION SCORES
Reading and Writing
620 | 200-800 **60th***
Your Score Range: 590-650
Average Score (all testers): 600
Math
500 | 200-800 **70th***
Your Score Range: 470-530
Average Score (all testers): 530

* Percentiles represent the percent of graduating SAT test takers from the past 3 years who scored equal to or lower than you.

Score range: This is the range of scores you could possibly get if you took the SAT multiple times on different days.

Knowledge and Skills

View your performance across the 8 content domains measured on the SAT.

Reading and Writing
Information and Ideas
(26% of test section, 12-14 questions)

Craft and Structure
(28% of test section, 13-15 questions)

Expression of Ideas
(20% of test section, 8-12 questions)

Standard English Conventions
(26% of test section, 11-15 questions)

Math
Algebra
(35% of test section, 13-15 questions)

Advanced Math
(35% of test section, 13-15 questions)

Problem Solving & Data Analysis
(15% of test section, 5-7 questions)

Geometry & Trigonometry
(15% of test section, 5-7 questions)

ESSAY SCORES

Reading 6 2-8	Analysis 4 2-8	Writing 5 2-8
----------------------------------	-----------------------------------	----------------------------------

STATE PERFORMANCE

View your performance levels, defined by your state, for each applicable section of the test.

Reading and Writing: Level 3 Proficient

Math: Level 3 Proficient

Career Insights Snapshot

Your skills are in demand! Consider exploring these growing careers in your state that need skills like yours. **These are examples, not recommendations**, to help jump-start your career exploration.

INTEREST AREA*	CAREER EXAMPLES	MEDIAN YEARLY INCOME IN MI	NUMBER OF JOBS JOB GROWTH IN MI**	MOST COMMON EDUCATION LEVEL
Doers	Industrial Machinery Mechanics	\$59,000	25,600 +10%	Certificate
Persuaders	Wind Energy Operations Managers	\$63,000	24,300 +10%	Associate degree
Creators	Graphic Designers	\$46,000	8,900 +9%	Bachelor's degree
Helpers	Critical Care Nurses	\$77,000	107,000 +3%	Bachelor's degree
Thinkers	Mechanical Engineers	\$92,000	33,900 +3%	Bachelor's degree
Organizers	Treasurers and Financial Controllers	\$124,000	21,100 +12%	Bachelor's degree

* For more information about career insights, including interest areas, visit satsuite.org/whatsnext.

**Number of reflects the expected number of new job openings in 2028. Percentage reflects the expected growth in new job openings between 2023 and 2028.

Data source: Lightcast.io

Don't see a career you're interested in?
Learn more about almost 1,000 careers for free.

satsuite.org/whatsnext

Additional SAT Insights

From your K–12 educator score reporting portal, you will be able to access the online student score information. Students age 13 or older who already have a personal College Board student account can get additional insights into their performance on the digital SAT in the online student scores portal at studentscores.collegeboard.org. Students can watch a video breakdown of their online scores at satsuite.collegeboard.org/sat/scores.

Putting Scores in Context

SCORE COMPARISONS

Students can see more contextual comparisons of their scores in the portal. Students can compare their total and section scores to the average scores of all testers in their:

- School (as applicable)
- District (public schools, as applicable)
- State (U.S.-based & territories)
- All Testers (domestic and international)

PERCENTILES

The additional insights provided in the online student scores portal include percentiles not provided in the downloadable score report PDF.

- The percentile ranks include:
 - ♦ Country (all testers in the student's country)
 - ♦ State (all testers in the student's state, available for U.S. and U.S. territories only)
 - ♦ All Testers (domestic and international)
- For the percentiles above, the student's score is ranked among 12th-grade testers from the last 3 years, i.e., students in the graduating cohort from each year.

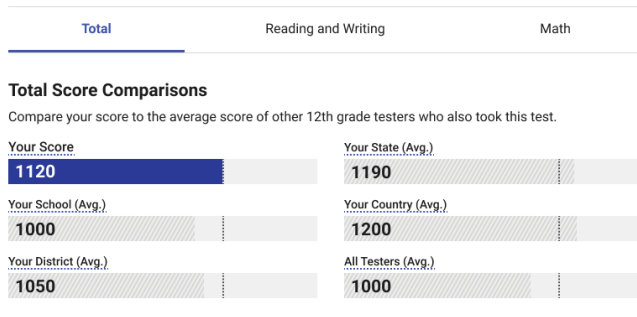
Section Benchmarks

Students can also view their section level readiness benchmarks in the online score scores portal. We'll indicate if the student has met the section benchmark or not, providing links to resources to help them analyze what skills to focus on for improvement.

Additionally, we show students their score range and provide a link to information about how a score range more accurately reflects their level of knowledge and skills than a single score.

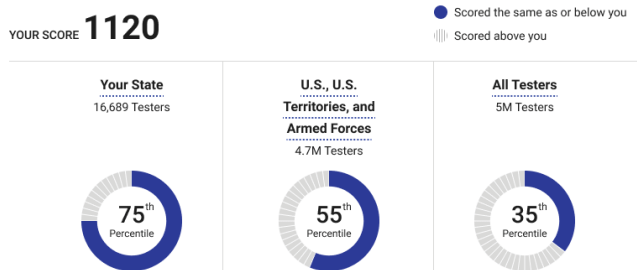
Score Comparisons

Learn how you scored compared to other test takers. Some comparisons may not be available.



Total Score Percentile Comparisons

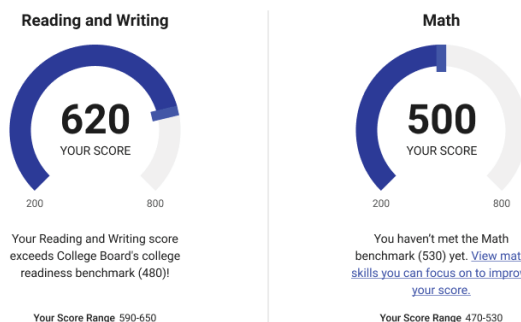
View your percentile comparisons, or the number of 12th grade students taking the SAT in the last 3 years that scored lower or higher than you. [Explore practice options to improve your score.](#)



TOTAL SCORE 1120
Your Score Range 1080-1160

Section Scores

The SAT's Reading and Writing section and Math section both focus on the necessary skills for college and career success. View your section scores and compare them against our readiness benchmarks. [Learn more about benchmarks.](#)



More About Knowledge and Skills

Based on our **Skills Insight™ tool**, we provide students with a deeper dive into the knowledge and skills measured by the SAT. Students may view a breakdown of their knowledge and skills across 4 content areas in Reading and Writing and 4 content areas in Math.

- The online insights go further by helping students view their performance across 7 defined performance score bands to get a sense of how they did in each area.
- Students can:
 - ♦ Click **View Skills and Example Questions in Next Score Band** to access the Skills Insight tool and see skills and example questions that students in the next performance score band are typically able to demonstrate, as well as examples of the kinds of questions that these students are likely able to answer correctly.
 - ♦ From the next performance score band, they can navigate to any other performance score band in the Skills Insight tool, including their current performance score band.

Career Exploration

To expand on the information in their downloadable score report PDF, students can:

- View even more potential careers online at bigfuture.org.
- Explore careers tailored to their interests with **Career Quiz**.
- Find free resources to help them take the next steps down their career path.

Further Guidance

Students can view next steps with linked resources to do more with their score, including:

- Finding practice resources to improve their score.
- Registering for another SAT.
- Connecting with universities.
- Sending their scores to universities, colleges, and scholarship organizations.
- Planning for their future using their SAT score on BigFuture. See page 5 of this document for more information on how the BigFuture School mobile app and Connections program support career exploration for students taking the SAT School Day.

Knowledge and Skills

Dig deeper into your SAT section performance.

Reading and Writing

Math

Math Knowledge

Your Math Score

500

Math Skills Performance

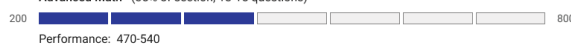
View your performance across four Math content domains measured in the SAT. Each content domain has a performance score band showing how you did.

Algebra (35% of test section, 13-15 questions)



[View skills and example questions in the next score band](#)

Advanced Math (35% of section, 13-15 questions)



[View skills and example questions in the next score band](#)

Career Insights Snapshot

Your skills are in demand! Consider exploring these growing careers in your state that need skills like yours. **These are examples, not recommendations**, to help jump-start your career exploration. Don't see a career you're interested in? Learn more about almost 1,000 careers for free on bigfuture.org.

CAREER EXAMPLES

Industrial Machinery Mechanics

Median Yearly Income in MI \$59,000

[See Career Details](#)

Wind Energy Operations Managers

Median Yearly Income in MI \$63,000

[See Career Details](#)

Next Steps

- Get a Higher Score
- Retake the SAT
- Help Colleges Find You
- Send Your Scores
- Get Your Personalized AP Course Recommendations

Your Future, Your Way

Need help with planning your life after high school? Our free, personalized tools can help.

- Discover 4,000+ colleges in the U.S. and worldwide
- Search over \$4 billion in scholarship opportunities
- Explore up to 1,000 careers, and more

[Explore BigFuture](#)

About College Board

College Board reaches more than 7 million students a year, helping them navigate the path from high school to college and career. Our not-for-profit membership organization was founded more than 120 years ago. We pioneered programs like the SAT® and AP® to expand opportunities for students and help them develop the skills they need. Our BigFuture® program helps students plan for college, pay for college, and explore careers. Learn more at [cb.org](https://collegeboard.org).