


Presentation on Elementary and Secondary School Emergency Relief (ESSER) Funding

STATE BOARD OF EDUCATION
May 14, 2024



Allowable Use of Funds

Supplies to Sanitize and Clean Facilities


Activities to Address Unique Needs of Students in Identified Demographic Categories

Preparedness and Response Efforts, including Public Health Protocols

Providing Principals/School Leaders with Resources

Educational Technology, including Hardware and Software

Planning and Implementing Activities during Long-Term Closures



ESSER Fund

Allowable Use of Funds

Mental Health Services
and Supports


Facility Projects to
Improve Indoor Air
Quality

Facility Repairs to
Mitigate against Spread
of Virus

Addressing Learning
Loss among Students

Summer and After
School Programming

Other Activities to
Maintain Continuity of
Services for District



Grant Timelines

- Expenditure: Costs incurred related to the procurement of goods and services
- Liquidation: Period to receive ordered goods or services and make final payments.

Name of Grant	CARES (ESSER I)	CRRSA (ESSER II)	ARP (ESSER III)
Expenditure Period Start	March 13, 2020	March 13, 2020	March 13, 2020
Expenditure Period End	September 30, 2022	September 30, 2023	September 30, 2024
Liquidation Period End	December 30, 2022	December 30, 2023	December 30, 2024



ESSER Grant Stages

Stage of Pandemic	Associated Grant	Focus of Expenditures	Addressing Learning Loss %	Set-Aside Requirement
Onset-to-Mid-Pandemic	CARES (ESSER I)	PPE, health/safety, technology infrastructure, maintaining staff, learning loss	24.6%	None
Mid-Pandemic	CRRSA (ESSER II)	Instructional support and technology, staffing, learning loss, mental health, HVAC	27.8%	None
Mid-to-Post-Pandemic	ARP (ESSER III)	Addressing learning loss, improving curricular/instruction support, HVAC	59.3%	20% for learning loss

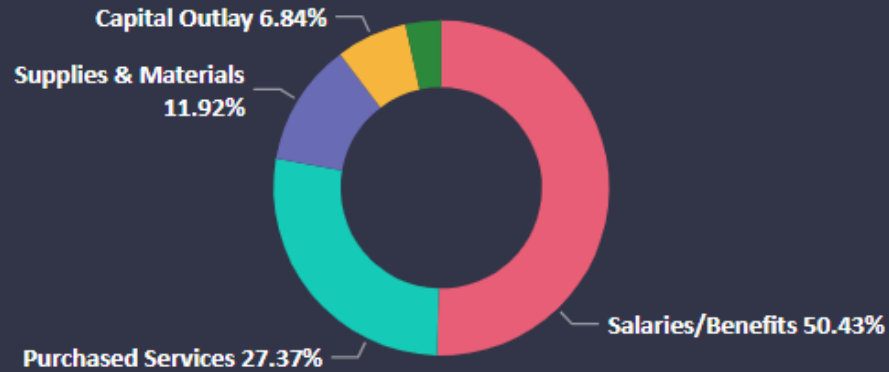


MDE COVID Dashboard

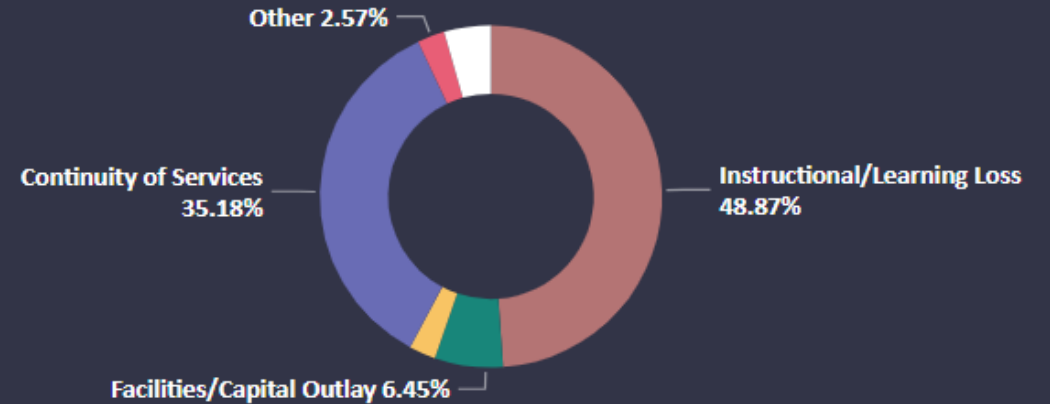
All ESSER Funds

[COVID-19 Spend Dashboard \(michigan.gov\)](https://michigan.gov)

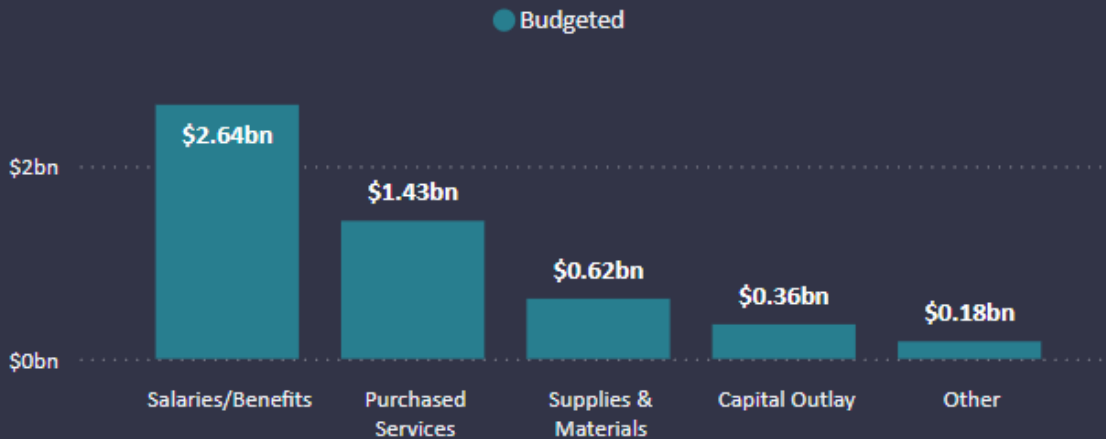
Total Budgeted Amount by Category



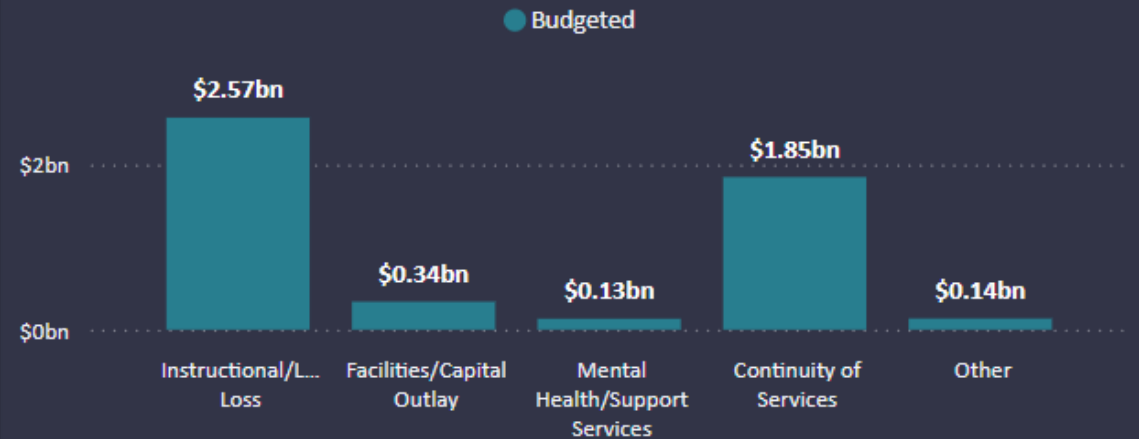
Total Budgeted Amount by Use of Funds



Total Dollars by Category



Total Dollars by Use of Funds



ESSER Definitions

Allocated: the total award amount

Budgeted: the amount the Local Education Agency (LEA) has currently budgeted

Approved: the amount MDE approved after review

Reimbursed: the amount the LEA has drawn against the approved total




Formula Grant Summary

Grant	Allocated	Budgeted	Approved
ESSER I Formula (CARES)	\$350,448,029	\$350,421,608	\$350,265,915
ESSER II Formula (CRRSA)	\$1,490,677,457	1,488,136,900	\$1,488,012,414
American Rescue Plan (ARP) *	\$3,350,230,432	\$3,270,790,713	\$3,256,175,731
Totals	\$5,191,355,918	\$5,109,349,221	\$5,094,454,060

* Grant is still active through September 30, 2024

Data does not include 10% reserve/discretionary grants derived from these formula funds



Formula Grant Summary

Grant	% Budgeted by LEA	% Approved by MDE
ESSER I Formula (CARES)	99.99%	99.96%
ESSER II Formula (CRRSA)	99.83%	99.99%
American Rescue Plan (ARP) *	97.63%	99.55%
Totals	98.42%	99.71%

* Grant is still active through September 30, 2024


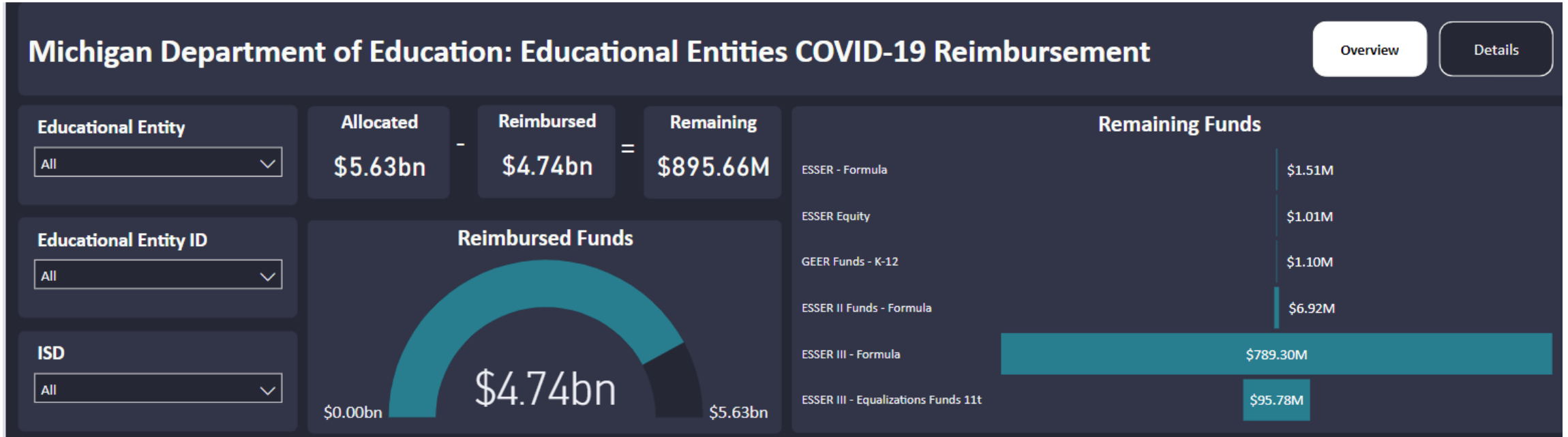
Data does not include reserve/discretionary grants derived from these formula funds



MDE COVID Dashboard

Total ESSER Funding


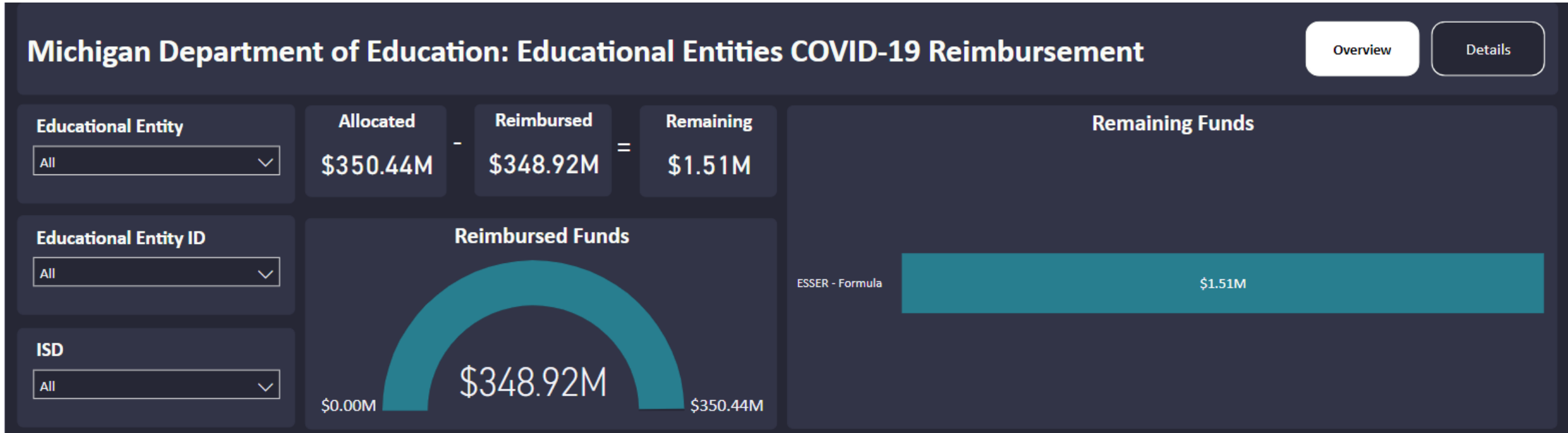
[COVID-19 Spend Dashboard \(michigan.gov\)](https://michigan.gov)



MDE COVID Dashboard

ESSER I Formula


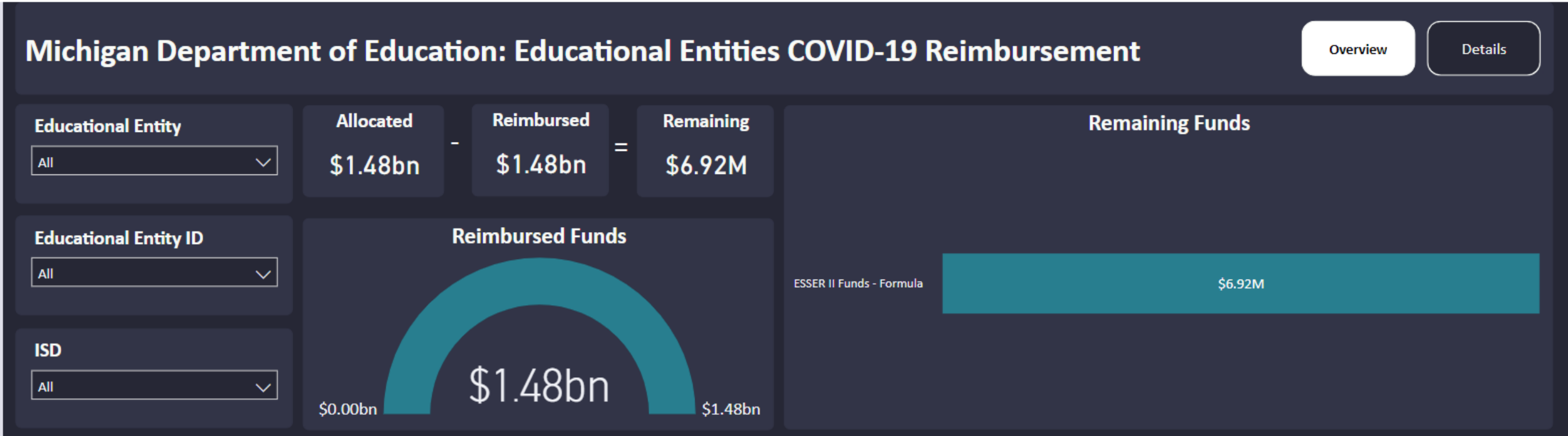
[COVID-19 Spend Dashboard \(michigan.gov\)](https://michigan.gov)



MDE COVID Dashboard

ESSER II Formula

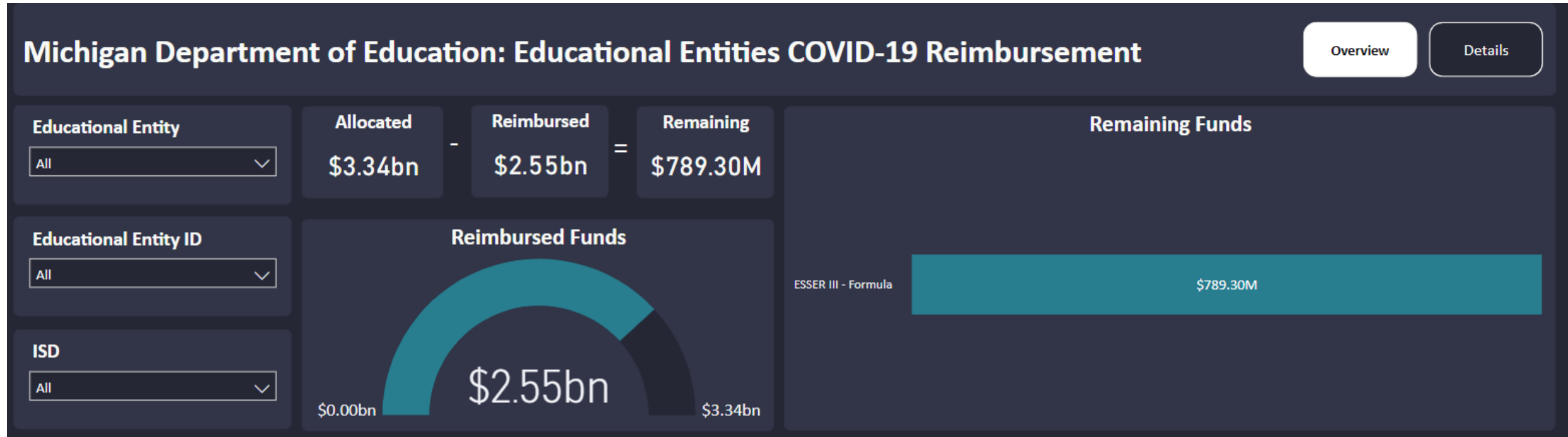
[COVID-19 Spend Dashboard \(michigan.gov\)](https://michigan.gov)



MDE COVID Dashboard

ARP ESSER III Formula

[COVID-19 Spend Dashboard \(michigan.gov\)](https://michigan.gov)



* Grant is still active through September 30, 2024



All three grants: ESSER I Formula, ESSER II Formula, ARP ESSER III Formula

Use of Funds	Amount Expended	Avg. Expenditure	Per Entity Avg.
Safety	\$44,563,814	\$76,472	\$54,882
Virtual Learning	\$322,450,137	\$96,355	\$397,106
Instructional/Learning Loss	\$2,578,410,602	\$80,387	\$3,175,383
Totals	\$2,945,424,553	\$84,405	\$3,627,370

***812 School Districts received ESSER funding**



ESSER I and ESSER II Formula

Use of Funds	Amount Expended	Avg. Expenditure	Per Entity Avg.
Safety	\$21,266,226	\$44,583	\$26,190
Virtual Learning	\$162,241,619	\$69,661	\$199,805
Learning Loss	\$594,743,578	\$59,424	\$732,443
Totals	\$778,251,423	\$57,889	\$958,438



ARP ESSER III Formula

Use of Funds	Amount Expended	Avg. Expenditure	Per Entity Avg.
Safety	\$23,297,588	\$108,361	\$28,692
Virtual Learning	\$160,208,518	\$123,048	\$197,301
Learning Loss	\$1,983,667,024	\$101,349	\$2,442,940
Totals	\$2,167,173,130	\$110,919	\$2,668,932

* Grant is still active through September 30, 2024

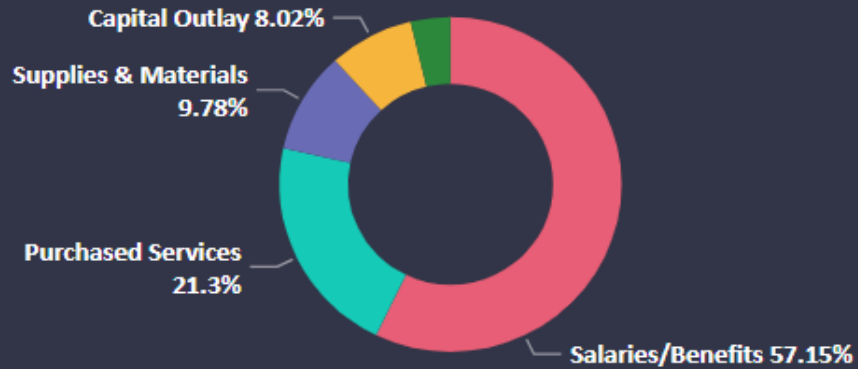


MDE COVID Dashboard

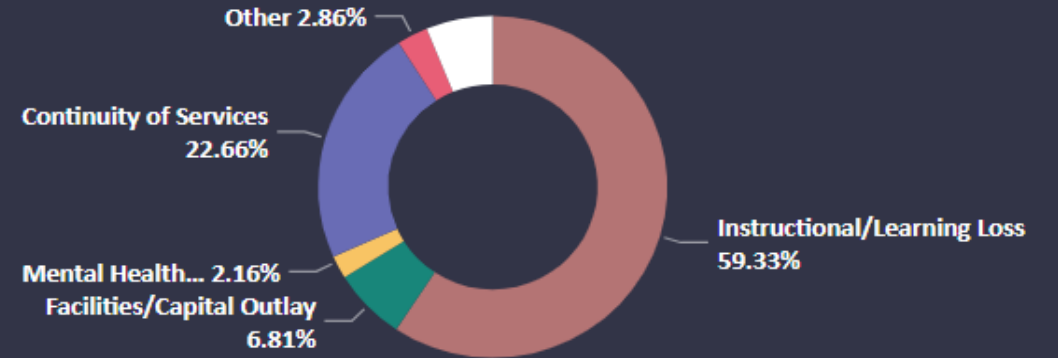
ARP ESSER III Funds

[COVID-19 Spend Dashboard \(michigan.gov\)](https://michigan.gov)

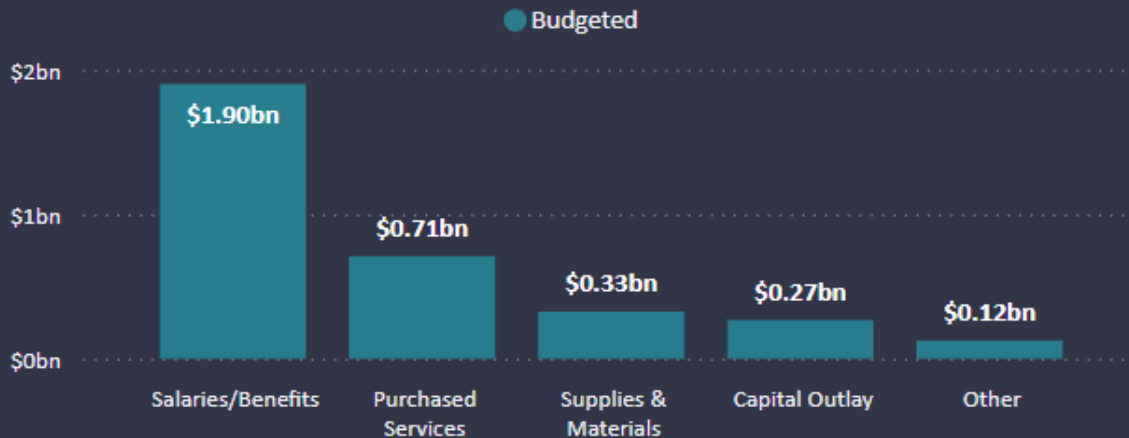
Total Budgeted Amount by Category



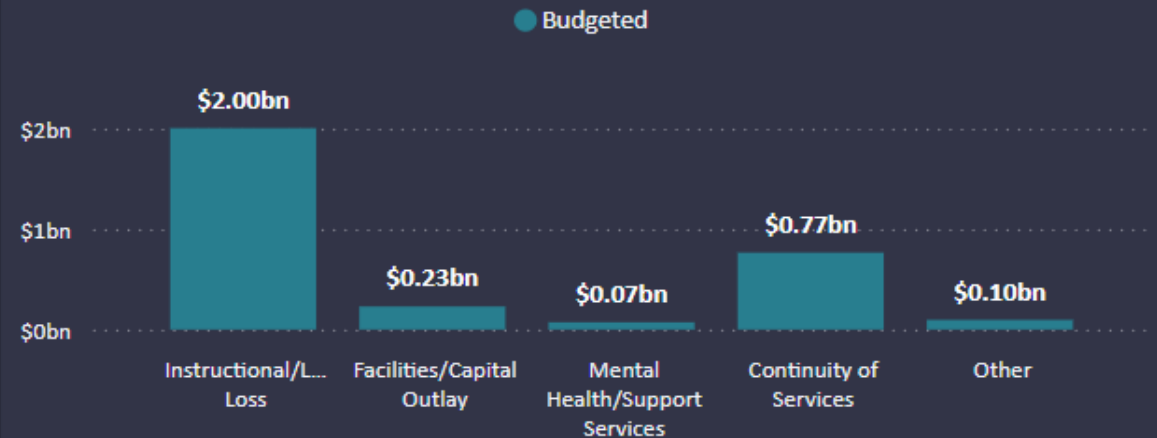
Total Budgeted Amount by Use of Funds



Total Dollars by Category



Total Dollars by Use of Funds




ARP ESSER III Additional Requirements

1. Reservation to Address the Academic Impact of Lost Instructional Time
2. Maintenance of Equity for High Poverty Schools
3. Local Education Agency (LEA) Plan for Use of ARP ESSER III Funds
4. Safe Return to In-Person Instruction and Continuity of Services Plan



MDE ESSER Support

Calendar Year	Total Number of Formal Events	Average Formal Events per Month	Technical Assistance to Individual LEA
2021 (starting in August)	47	9.4	8
2022	131	10.9	34
2023	148	12.3	38
2024 (current)	35	14.0	8
TOTALS	361	11.5	88



Leland Public School

- Small, K-12, rural, one-building school
- 430-460 students between 2020-2024
- 2020-2021, in-formula district
- After 2021, out-of-formula district
- Under construction from 2019-2022
- Fund balance of less than 5% in June of 2020



Priorities:

→ Safety and health

- ❖ Air quality, masks, hand sanitizer, plexiglass, cleaning supplies, cleaning machines, thermometers

→ Online learning support

- ❖ Online subscriptions & platforms; curriculum
- ❖ Connectivity for out-county residents
- ❖ Teacher training in online learning delivery methods

→ Student Assistance (plan for sustainability with other grants and funding sources)

- ❖ Behavior interventionist
- ❖ Academic interventionist
- ❖ Counselor
- ❖ Social worker
- ❖ Nurse



Considerations: \$226,234

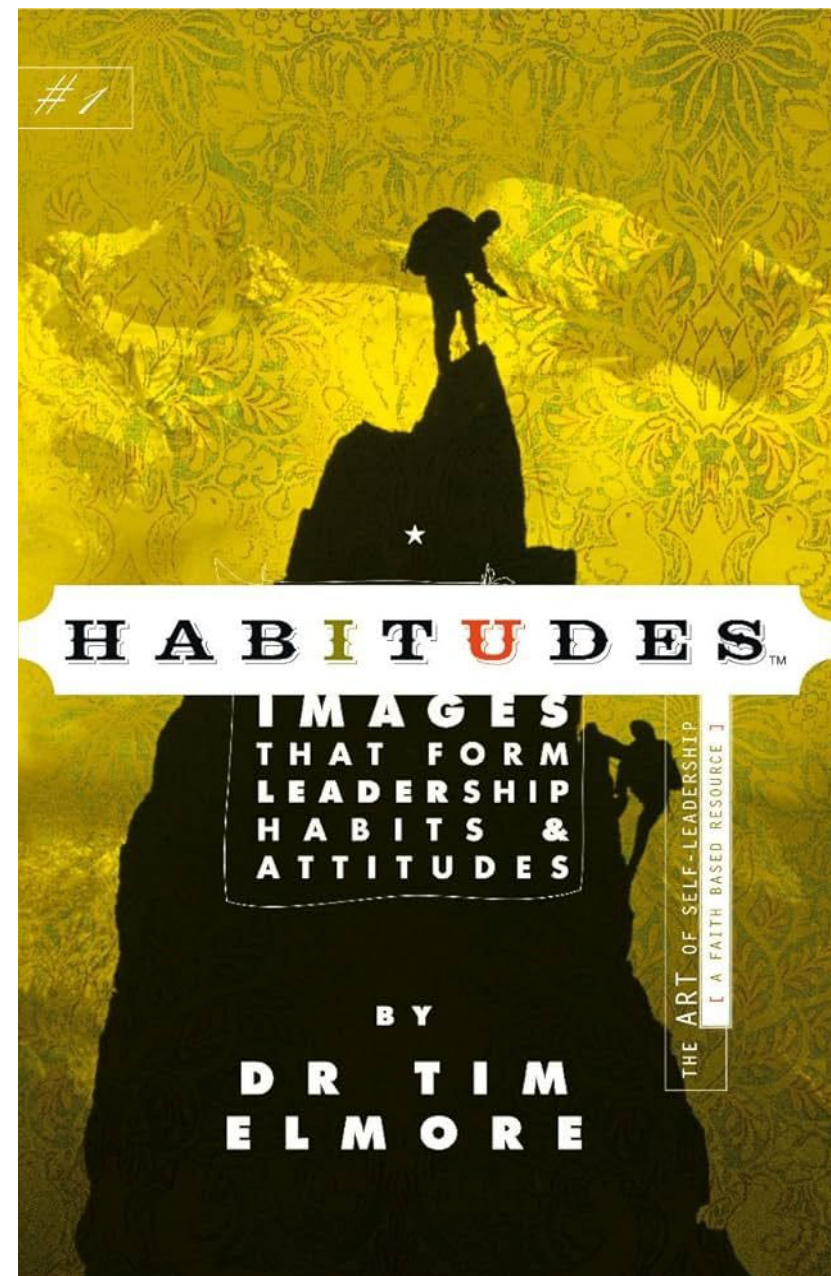
- One-time expenses specific to COVID protocols, safety, innovative instructional model that would benefit the school after COVID
- People's time to support our return-to-learn plan
- Social, emotional, and mental health staff and curriculum
- A schedule of spending to ensure sustainability for new hires and positions
- Pursuit of every grant that could replace revenue when COVID funds expire or are spent
- Programming opportunity to build and add a sustainable model which was missing and needed



COVID Funding I

→ ESSER-CARES - \$24,748

- ❖ 31N cost sharing contribution (20% of grant)
- ❖ Summer literacy program and staff
- ❖ SEL curriculum subscription
- ❖ Additional technology aide wages
- ❖ Additional custodial wages
- ❖ Stipend for volunteer nurse



COVID Funding II

→ **COVID Relief Funds 11t (\$350 per pupil) - \$194,635**

- ❖ Staff for in-person online students
- ❖ Principal, Food Service Director, Maintenance and Transportation Director overtime
- ❖ Teacher training for online learning
- ❖ Teacher training in science of reading and interventions to address learning loss
- ❖ Additional custodial and counselor overtime
- ❖ Zoom licenses
- ❖ SeeSaw online learning platform subscription
- ❖ **Laptop sim cards for cellular access**
- ❖ COVID custodial cleaning supplies
- ❖ **Bipolar Ionization Units**
- ❖ Plexiglass café and office shields
- ❖ HVAC upgraded air filters



COVID Funding III

→ COVID Relief Funds III - \$6,851

❖ PPE Supplies



Questions?

