

Information on Focus Schools Released/Retained

Winter 2016-17

Questions to be Addressed

- ▶ Reminder of “What is a Focus School?”
- ▶ How were release/retain decisions made?
- ▶ What data were used?
- ▶ Can interested persons see the data used?
- ▶ What are the planned timelines for future release/retain decisions?

What is a Focus School?

- ▶ Schools with large achievement gaps between their Top 30% and Bottom 30% (i.e., large gaps between their highest and lowest performing students)

How were release/retain decisions made?

- ▶ Focus Cohort 2014 and remaining Focus Cohort 2013 and 2012 schools were evaluated against the exit criteria described in Michigan's current ESEA waiver (approved August 2015).
- ▶ Achievement and improvement data from the 2015-16 and 2014-15 school years were used for the evaluations

How were release/retain decisions made? - Special Cases

▶ Schools which have closed

- ▶ Schools which have closed are given a status of Closed and are removed from the Focus List

Exit Criteria Descriptions

- ▶ Schools must have been in a Focus cohort for at least 2 years to be eligible for exit
 - ▶ All Focus Cohorts are eligible for exit at Winter 2017
- ▶ Schools eligible for exit were released if they had either:
 - ▶ Above average Bottom 30% improvement
 - ▶ Above average Bottom 30% achievement

Exit Criteria Measures

- ▶ **Improvement**: Two-year average improvement of the school's bottom 30% is greater than the statewide two-year average of bottom 30% subgroup improvement in both Math and ELA for all applicable grade bands (elementary/middle and/or high school)

Exit Criteria Measures (continued)

- ▶ **Achievement**: Two-year average achievement of the schools' bottom 30% is greater than the statewide two-year average of bottom 30% subgroup achievement in both Math and ELA for all applicable grade bands (elementary/middle and/or high school)

What data were used?

Data Element	Description
Years/Tests	<ul style="list-style-type: none">• 2015-16 SAT, M-STEP, and MI-Access• 2014-15 M-STEP and MI-Access
Grades	<ul style="list-style-type: none">• 3-8 and 11
Subjects	<ul style="list-style-type: none">• Math• ELA
Measures	<ul style="list-style-type: none">• Achievement (z-scores)• Improvement (Student Growth Percentiles [SGPs])

What data were used?

Student Growth Percentiles (SGPs)

- ▶ Replaced Performance Level Change (PLC) and slopes as the improvement measure in Top-to-Bottom (TTB)
- ▶ Allows for a common improvement measure for both Elementary/Middle and High Schools
- ▶ Further descriptions of growth percentiles can be found online at www.mi.gov/baa-accountability

Can interested persons see the data used?

- ▶ Go to MDE's Focus School website:
www.mi.gov/focusschools
- ▶ Click on Focus Exit List and Lookup Tool
 - ▶ Lists all Focus Schools and their current status
 - ▶ Gives a lookup tool to pull the data used for a single school's decision in a easy to understand layout
 - ▶ Gives the aggregate (NOT student-level) data used for all schools

Focus School Release/Retain Lookup Tool

- ▶ A lookup tool similar to the Top-to-Bottom lookup tool has been created to help you understand why your Focus School was released or retained.
- ▶ Download the Focus School Release/Retain Tool to see the list of Focus Schools, their status, and a worksheet to see specifically how your Focus School measured against the exit criteria.

Focus School Release/Retain Lookup Tool
Winter 2016 Using Accountability Cycle 2014-15 Data

Enter a School Code:

Selected ISD:	Sample ISD	Cohort	Status
Selected District:	Sample District	Focus Cohort 2012	Released
Selected School:	Sample School		

The school was released from being a Focus School because it met Focus School exit criteria.

Focus Gap					
	Measure	School's Value	Exit Threshold	Met Threshold?	Met Either Threshold?
E/MS Math	Achievement: 2-Yr Avg Bottom 30% z-s	-1.2075	-1.0133	Not Met	Met
	Improvement: 2-Yr Avg Bottom 30% SE	34.8114	31.7988	Met	
E/MS ELA	Achievement: 2-Yr Avg Bottom 30% z-s	-1.2272	-1.0326	Not Met	Met
	Improvement: 2-Yr Avg Bottom 30% SE	30.8588	30.4714	Met	
HS Math	Achievement: 2-Yr Avg Bottom 30% z-s				Met
	Improvement: 2-Yr Avg Bottom 30% SE				
HS ELA	Achievement: 2-Yr Avg Bottom 30% z-s				Met
	Improvement: 2-Yr Avg Bottom 30% SE				

Met Each Applicable Area?	Cohort Is Eligible for Exit Review	Status
Met	Yes	Released

How to Use Lookup Tool

- ▶ In the Search box type the name (or partial name) of the desired school and press Enter.

Search for a School Here by Entering All or Part of a School's Name:

School Code	School Name	District Name
00000	Sample School	Sample District
ERROR:	ERROR:	ERROR:
ERROR:	ERROR:	ERROR:
ERROR:	ERROR:	ERROR:
ERROR:	ERROR:	ERROR:

- ▶ Find the desired school in the search results

Focus School Release/Retain Lookup Tool
 Winter 2016 Using Accountability Cycle 2014-15 Data

Enter a School Code:

Selected ISD:	Selected District:	Selected School:	Cohort	Status
Sample ISD	Sample District	Sample School	Focus Cohort 2012	Released

- ▶ Type in the desired school's code and hit enter.

The school was released from being a Focus School because it met Focus School exit criteria.

- ▶ The tool will refresh to show the data specific to your Focus School, including the exit criteria evaluated and whether or not your school met this objective.

Focus Gap					Met Each Applicable Area?	Cohort is Eligible for Exit Review	Status
Measure	School's Value	Exit Threshold	Met Threshold?	Met Either Threshold?			
E/MS Math	Achievement: 2-Yr Avg Bottom 30% z-s	-1.2075	-1.0133	Not Met	Met	Met	Released
	Improvement: 2-Yr Avg Bottom 30% SG	34.8114	31.7988	Met			
E/MS ELA	Achievement: 2-Yr Avg Bottom 30% z-s	-1.2272	-1.0326	Not Met			
	Improvement: 2-Yr Avg Bottom 30% SG	30.8588	30.4714	Met			
HS Math	Achievement: 2-Yr Avg Bottom 30% z-s						
	Improvement: 2-Yr Avg Bottom 30% SG						

Lookup Tool: Focus Type and Status

▶ Focus Status is prominently displayed at the top right

▶ The school's Focus Cohort is displayed just to the left of Status

Focus School Release/Retain Lookup Tool
 Winter 2016 Using Accountability Cycle 2014-15 Data

Enter a School Code:

Selected ISD:	Sample ISD
Selected District:	Sample District
Selected School:	Sample School

Cohort	Status
Focus Cohort 2012	Released

The school was released from being a Focus School because it met Focus School exit criteria.

Focus Gap					
Measure	School's Value	Exit Threshold	Met Threshold?	Met Either Threshold?	
E/MS Math	Achievement: 2-Yr Avg Bottom 30% z-score	-1.2075	-1.0133	Not Met	Met
	Improvement: 2-Yr Avg Bottom 30% SE	34.8114	31.7988	Met	
E/MS ELA	Achievement: 2-Yr Avg Bottom 30% z-score	-1.2272	-1.0326	Not Met	Met
	Improvement: 2-Yr Avg Bottom 30% SE	30.8588	30.4714	Met	
HS Math	Achievement: 2-Yr Avg Bottom 30% z-score				
	Improvement: 2-Yr Avg Bottom 30% SE				
HS ELA	Achievement: 2-Yr Avg Bottom 30% z-score				
	Improvement: 2-Yr Avg Bottom 30% SE				

Met Each Applicable Area?	Cohort is Eligible for Exit Review	Status
Met	Yes	Released

Lookup Tool: Explanation of Status

▶ Each school will have a brief message explaining their status.

▶ For example, a school with status Closed will have no data displayed and will have a message of:

▶ This school is not eligible for Focus School exit review because it has closed.

Focus School Release/Retain Lookup Tool
 Winter 2016 Using Accountability Cycle 2014-15 Data

Enter a School Code:

Selected ISD:	Sample ISD	Cohort	Status
Selected District:	Sample District	Focus Cohort 2012	Released
Selected School:	Sample School		

The school was released from being a Focus School because it met Focus School exit criteria.

Focus Gap					
	Measure	School's Value	Exit Threshold	Met Threshold?	Met Either Threshold?
E/MS Math	Achievement: 2-Yr Avg Bottom 30% z-s	-1.2075	-1.0133	Not Met	Met
	Improvement: 2-Yr Avg Bottom 30% SG	34.8114	31.7988	Met	
E/MS ELA	Achievement: 2-Yr Avg Bottom 30% z-s	-1.2272	-1.0326	Not Met	Met
	Improvement: 2-Yr Avg Bottom 30% SG	30.8588	30.4714	Met	
HS Math	Achievement: 2-Yr Avg Bottom 30% z-s				
	Improvement: 2-Yr Avg Bottom 30% SG				
HS ELA	Achievement: 2-Yr Avg Bottom 30% z-s				
	Improvement: 2-Yr Avg Bottom 30% SG				

Met Each Applicable Area?	Cohort is Eligible for Exit Review	Status
Met	Yes	Released

Lookup Tool: Grade Band/Subject Areas

- ▶ The tool evaluates four grade band and subject areas (as they apply to the selected school)
 - ▶ Elementary/Middle School (E/MS) Math
 - ▶ Elementary/Middle School (E/MS) ELA
 - ▶ High School (HS) Math
 - ▶ High School (HS) ELA

Focus School Release/Retain Lookup Tool
Winter 2016 Using Accountability Cycle 2014-15 Data

Enter a School Code:

Selected ISD:	Sample ISD	Cohort	Focus Cohort 2012	Status	Released
Selected District:	Sample District				
Selected School:	Sample School				

The school was released from being a Focus School because it met Focus School exit criteria.

Focus Gap					Met Each Applicable Area?	Cohort is Eligible for Exit Review	Status
Measure	Value	Threshold	Threshold?	Threshold?			
E/MS Math	Achievement: 2-Yr Avg Bottom 30% z-s	-1.2075	-1.0133	Not Met			
	Improvement: 2-Yr Avg Bottom 30% SE	34.8114	31.7988	Met			
E/MS ELA	Achievement: 2-Yr Avg Bottom 30% z-s	-1.2272	-1.0326	Not Met			
	Improvement: 2-Yr Avg Bottom 30% SE	30.8588	30.4714	Met			
HS Math	Achievement: 2-Yr Avg Bottom 30% z-s						
	Improvement: 2-Yr Avg Bottom 30% SE						
HS ELA	Achievement: 2-Yr Avg Bottom 30% z-s						
	Improvement: 2-Yr Avg Bottom 30% SE						

Met Each Applicable Area?	Cohort is Eligible for Exit Review	Status
Met	Yes	Released

Lookup Tool: Measures

Focus Gap	
E/MS Math	Measure
	Achievement: 2-Yr Avg Bottom 30% z-score Improvement: 2-Yr Avg Bottom 30% SGP

- ▶ Each grade band/subject area has two measures:
- ▶ **Achievement**: 2-Year Average Bottom 30% z-score
- ▶ **Improvement**: 2-Year Average Bottom 30% Student Growth Percentile (SGP)

Lookup Tool: Measure Evaluation

Focus Gap		
School's Value	Exit Threshold	Met Threshold?
-1.2075	-1.0133	Not Met
34.8114	31.7988	Met

- ▶ Each measure has three columns used to evaluate that measure
 - ▶ School's Value
 - ▶ Exit Threshold
 - ▶ Met Threshold?

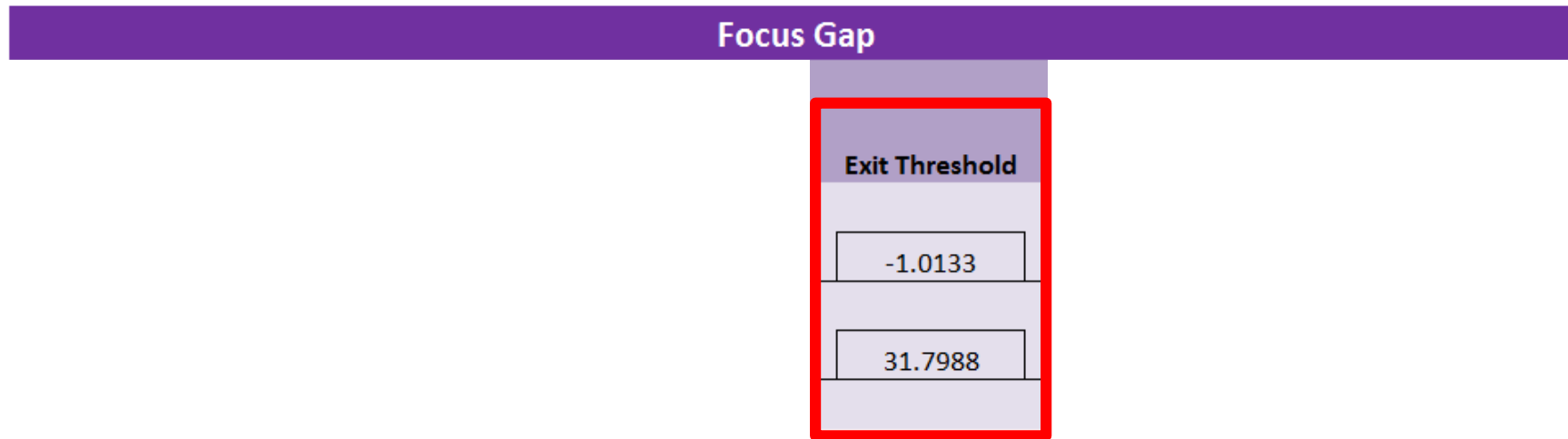
Lookup Tool: “School’s Value”

Focus Gap
School's Value
-1.2075
34.8114

“School’s Value” gives the school’s result for the indicated measure in that grade band/subject area.

In this case the E/MS Math Achievement: 2-Yr Avg Bottom 30% z-score had a value of -1.2075

Lookup Tool: “Exit Threshold”

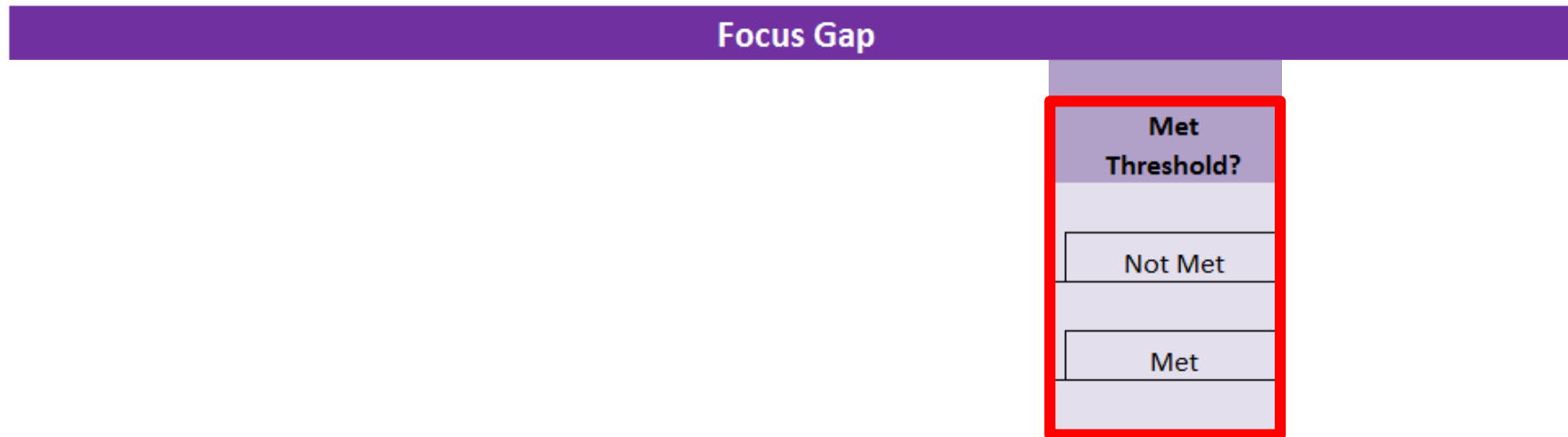


“Exit Threshold” gives the threshold which the school’s value must meet/exceed to meet exit criteria.

For Focus Gap this is the statewide average of that measure.

For example, the E/MS Math Achievement: 2-Yr Avg Bottom 30% z-score Exit Threshold is -1.0133

Lookup Tool: “Met Threshold?”



“Met Threshold?” indicates whether the exit threshold was “Met” or “Not Met” for that measure.

In this case, for E/MS Math Achievement: 2-Yr Avg Bottom 30% z-score, they were “Not Met” because -1.2075 is less than the Exit Threshold of -1.0133 .

Lookup Tool: Combining Measures

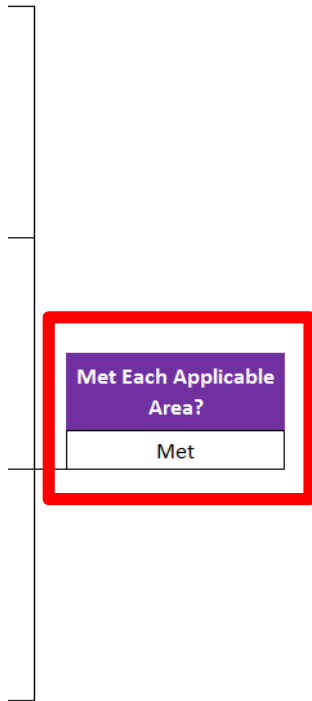
Focus Gap	
	Met Either Threshold?
	Met

Determination of whether the exit threshold was “Met” or “Not Met” for EITHER measure in the grade band and subject

In this case, the school is “Met” for E/MS Math because even though Achievement was “Not Met”, Improvement was “Met”.

Lookup Tool: Combining Areas

- ▶ A school level “Met”/“Not Met” determination is made based on whether the school “Met” each applicable area.

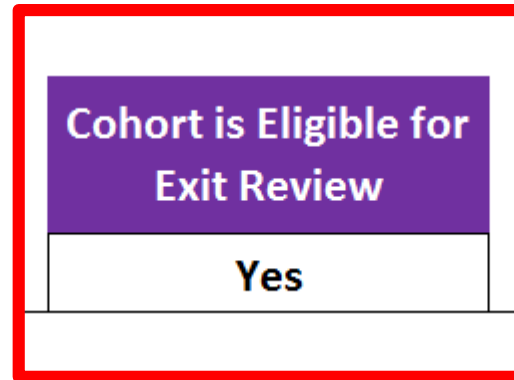


The image shows a vertical table with a red rectangular box highlighting a specific row. The table has a header row with a purple background and a data row with a white background. The header text is "Met Each Applicable Area?" and the data text is "Met".

Met Each Applicable Area?
Met


- ▶ In this case the school is “Met” because it only has data for two areas (E/MS Math and E/MS ELA) and both of those area met the exit criteria.

Lookup Tool: Eligible for Exit Review?



- ▶ A final filter of whether the school's cohort is eligible for focus exit review is applied.
- ▶ Only schools which have been in a cohort for at least two years are eligible for exit based on the criteria.
- ▶ All Focus Cohorts are eligible for exit at Winter 2017

Lookup Tool: Final Status



A screenshot of a table with a red border. The table has two rows. The first row has a purple header cell containing the text 'Status'. The second row has a white data cell containing the text 'Released'.

Status
Released

- ▶ Schools are then categorized into their overall status:
 - ▶ **Released**: schools in a cohort eligible for exit review *and* which have met all exit criteria
 - ▶ **Retained**: schools in a cohort not yet eligible for exit review and/or which have not met all exit criteria
 - ▶ **Closed**: schools which have since closed.

What are the planned timelines for future release/retain decisions?

- ▶ **Fall 2017**, all remaining Focus Schools will be evaluated against the Focus exit criteria using 2015-16 and 2016-17 school year data for possible exit.
- ▶ Schools not meeting Focus School exit criteria will be retained until a later date.

Questions?

For questions relating to the lookup tool or data used, please contact:

▶ MDE-Accountability@michigan.gov

-or- (877) 560-8378

For questions relating to MI Excel, or about what is required of Focus Schools that were retained or released, please contact:

▶ MI Excel Office (517) 335-4733