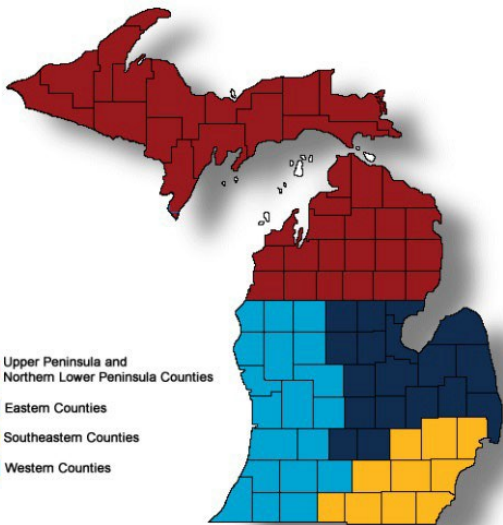
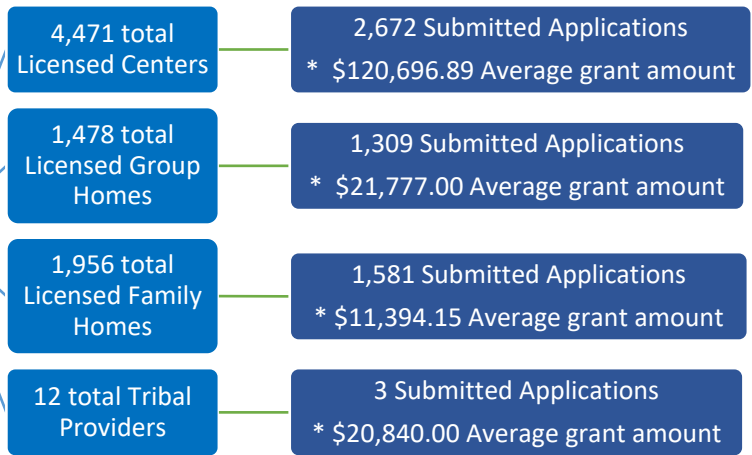


Child Care Stabilization Grants for Michigan

In Michigan, there are 7,917 eligible child care providers which includes 12 federally recognized tribes. Of those providers, 5,565 programs submitted applications for the Spring Child Care Stabilization Grant. We're happy to report that **5,544 programs were approved**, 32 applications were incomplete, and only 21 were ineligible. In total, Michigan will distribute \$368,013,072.50 in grant funds.

5,565 Total Provider Stabilization Grant Applications

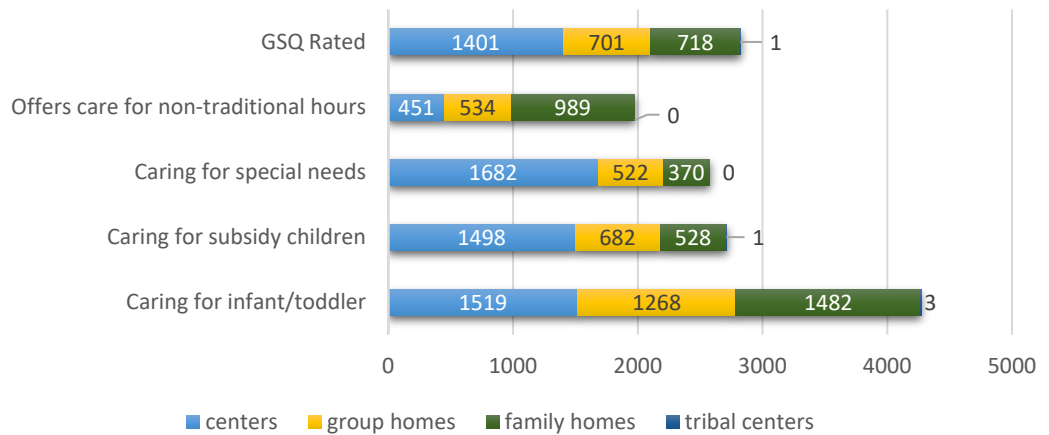


Of the approved applications, the following is a breakdown of applications by provider type and region.

	Licensed Centers	Group Homes	Family Homes	Tribal Centers
Total Applications	2,665	1,303	1,573	3
Northern	181	178	159	3
Eastern	497	322	331	0
Southeastern	1396	401	473	0
Western	591	402	610	0

Michigan offered Stabilization Grant bonuses to child care providers who offered specialized services.

Bonuses for In Demand Care





The state appropriated an additional \$30 million to support an extra \$1,000 bonus pay for all professionals working in child care.

Full time staff • Currently 27,756

Part time staff • Currently 12,207

In addition to staffing challenges, providers are also reporting wait lists for their facilities.

Centers 1,683 providers reported wait lists
• 63% of total applications

Group Homes 522 providers reported wait lists
• 40% of total applications

Family Homes 370 providers reported wait lists
• 23% of total applications

Tribal Centers 0 providers reported wait lists
• 0% of total applications

The Office of Child Care has requested MDE report on the following “areas of highest need” within the state. This list shows total applications and specific data for each of those counties. In total, \$209,153,558.75 or 57% of approved grant funds are being issued to these counties.

Areas of Highest Need

County	Total Providers	Total Applications	Licensed Centers	Group Homes	Family Homes	Total Award	Region
Clare County	31	17	4	10	3	\$493,858.75	Eastern
Genesee County	293	191	91	48	52	\$13,740,905.00	Eastern
Ingham County	243	178	92	43	43	\$12,310,262.50	Eastern
Isabella County	68	50	19	21	10	\$2,785,032.50	Eastern
Kent County	659	494	191	74	229	\$29,673,362.50	Western
Lake County	4	1	0	1	0	\$22,770.00	Western
Macomb County	476	331	185	61	85	\$26,262,262.50	Southeastern
Mecosta County	37	23	8	12	3	\$1,171,603.75	Western
Oakland County	826	664	458	91	115	\$68,458,506.25	Southeastern
Wayne County	1,113	694	431	108	155	\$54,234,995.00	Southeastern

