

# WELCOME TO THE CSHCS ANNUAL MEETING

---



# WELCOME AND OPENING REMARKS

---

LONNIE BARNETT, M.P.H.  
CSHCS DIVISION DIRECTOR  
BARNETTTL@MICHIGAN.GOV

# OPENING REMARKS

---

- Welcome
- Housekeeping Items/Setting the Stage
- Meeting Overview and Purpose
- Division Updates

# PURPOSE

- 
- Attendees will enhance knowledge of the complexities of caring for children/young adults with asthma in order to employ quality improvement strategies that promote and support evidence-based asthma treatment and self-management decisions.
  - Attendees will gain an understanding of CSHSC Division Initiatives and of the impact of COVID-19 on CSHCS Division Operations.

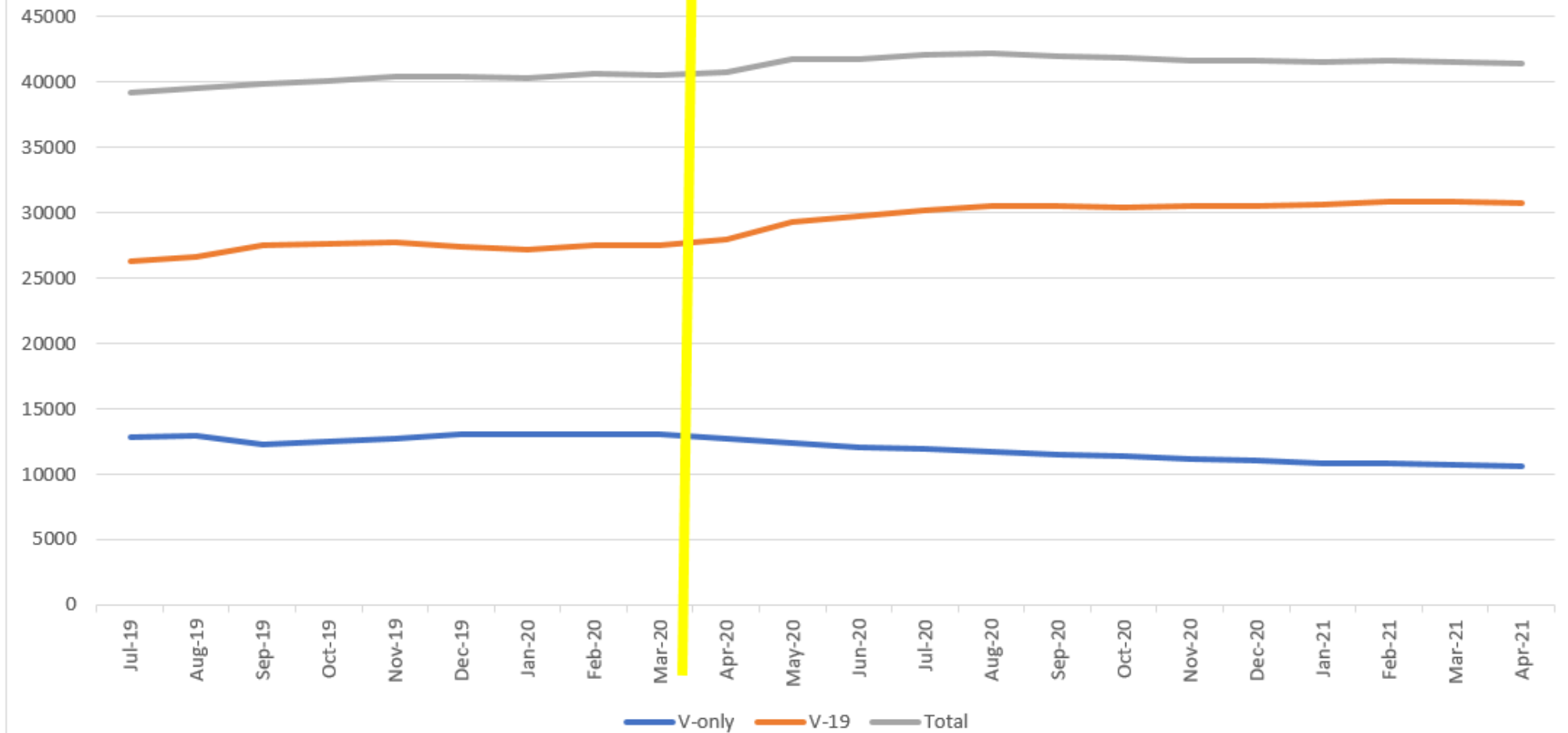
# CSHCS DIVISION UPDATE

---

- COVID Impacts
  - Families
  - Work
- CSHCS Operational Metrics
  - Enrollment
  - Document Processing
  - Welcome & Application packets
  - Billing
- CSHCS Initiatives



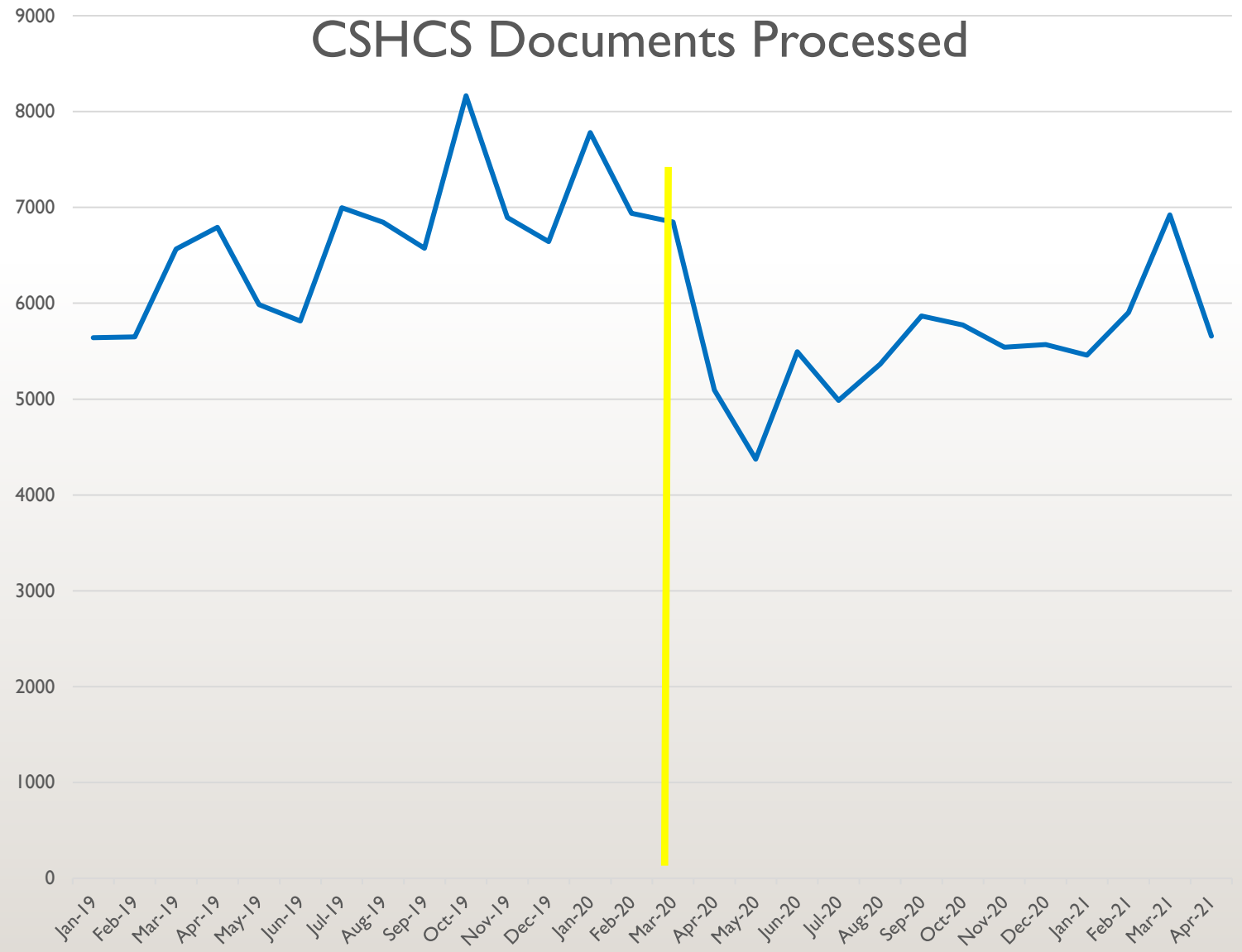
## CSHCS Enrollment July 2019 - April 2021



Source: CSHCS Monthly enrollment reports

monthly average  
from July 2019 thru  
Feb 2020: **7105**

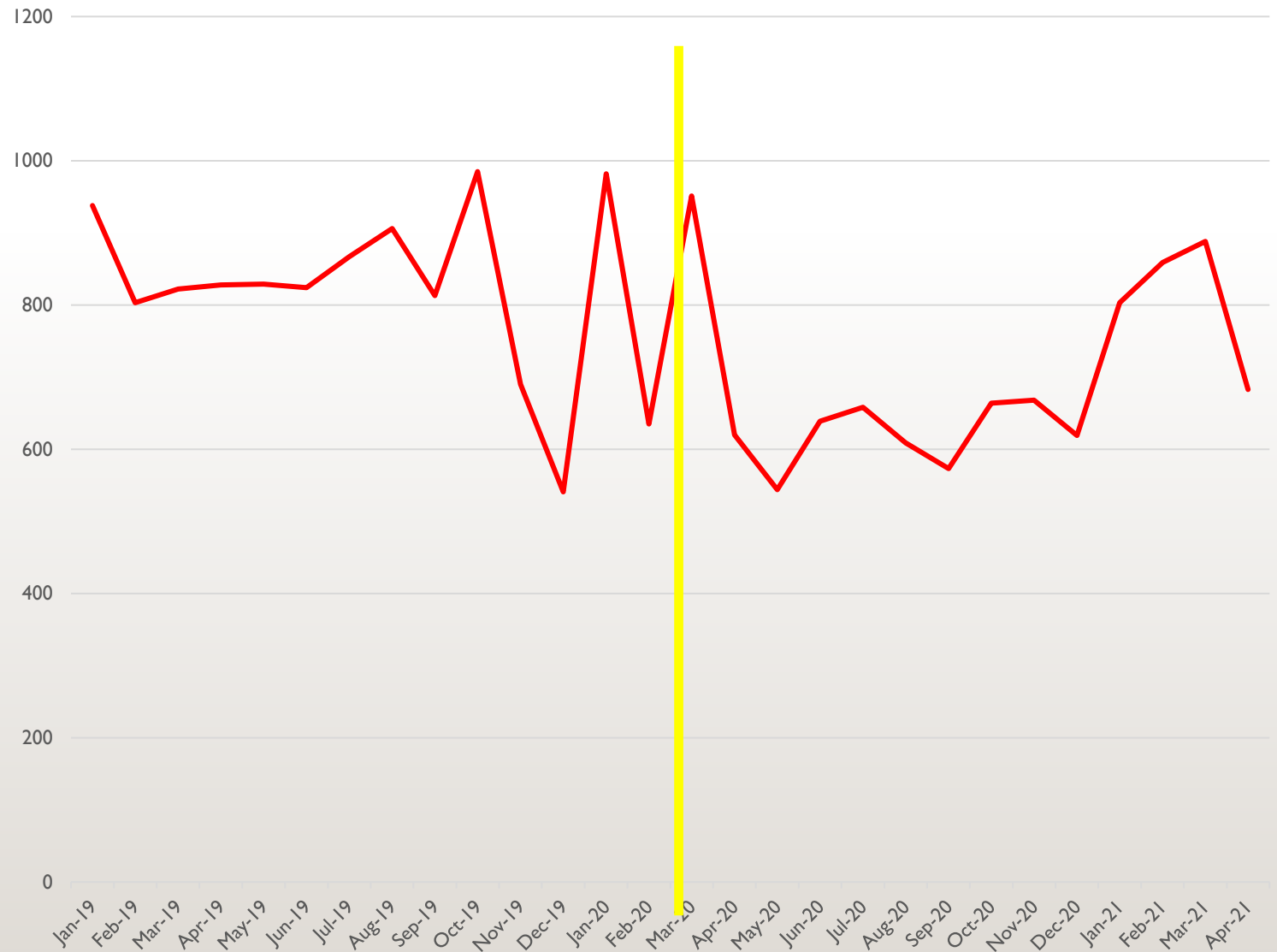
monthly average  
from April 2020 thru  
April 2021: **5538**



## CSHCS Welcome Packets Sent

monthly average  
from Feb 2019 thru  
Feb 2020: **810**

monthly average  
from April 2020 thru  
April 2021: **679**

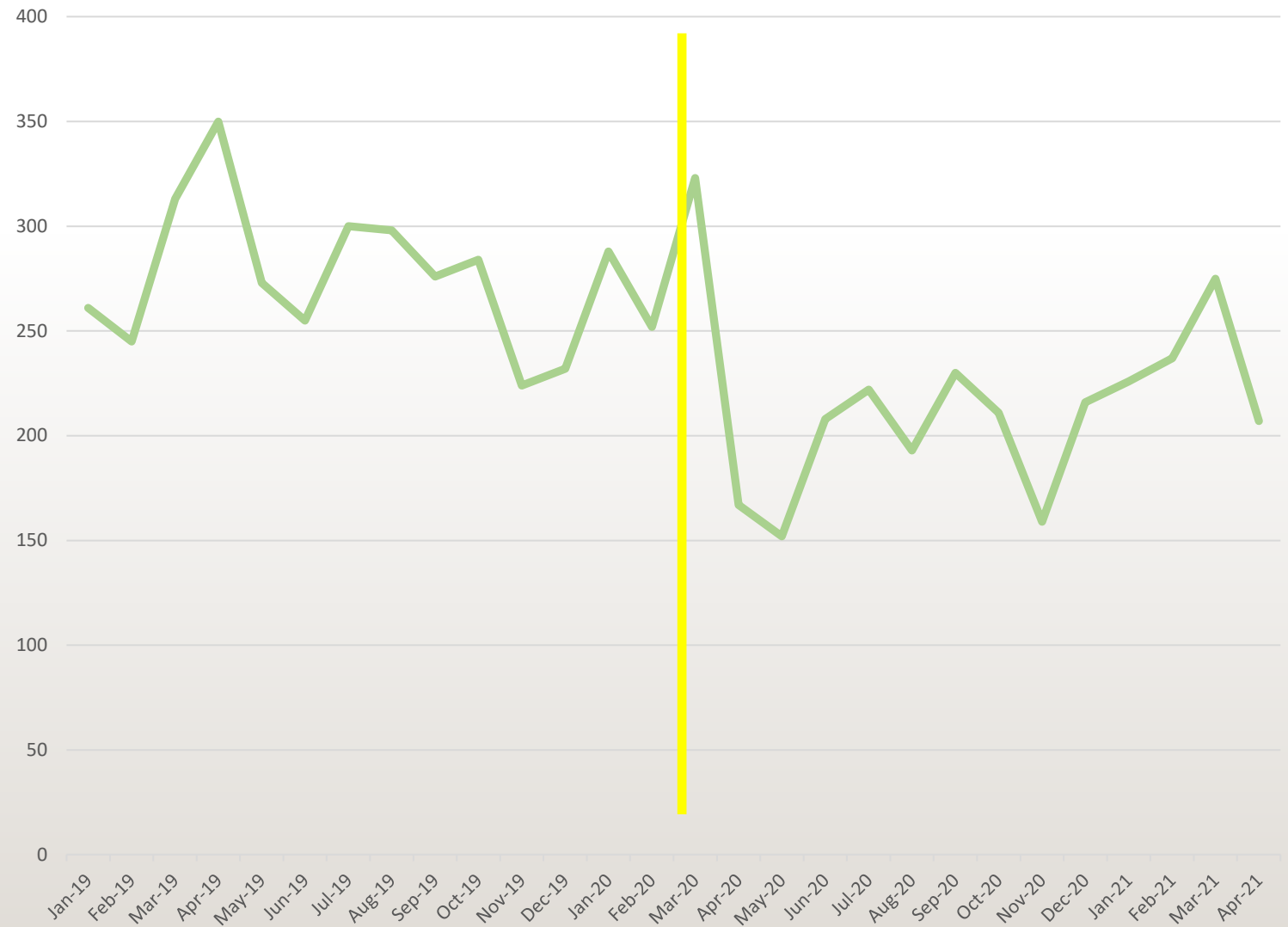




## CSHCS Applications Sent

monthly average  
from Feb 2019 thru  
Feb 2020: **276**

monthly average  
from April 2020 thru  
April 2021: **208**



**CSHCS FY 2011 - 2020**  
**Care Coordination/Case Management Billing**

Health Department	FY 2011 Total Billing	FY 2012 Total Billing	FY 2013 Total Billing	FY 2014 Total Billing	FY 2015 Total Billing	FY 2016 Total Billing	FY 2017 Total Billing	FY 2018 Total Billing	FY 2019 Total Billing	FY 2020 Total Billing	2019/2020 % Change	*2019/20 Average Enrollment
ALLEGAN COUNTY HEALTH DEPARTMENT	\$ 44,614	\$ 38,921	\$ 30,434	\$27,959	\$ 26,256	\$ 24,361	\$ 24,886	\$ 23,945	\$ 22,430	\$ 11,212	-50.02%	634
BARRY EATON DISTRICT HEALTH DEPARTMENT	\$ 42,879	\$ 40,189	\$ 19,528	\$28,686	\$ 27,861	\$ 22,956	\$ 21,279	\$ 20,174	\$ 14,014	\$ 14,236	1.58%	623
BAY COUNTY HEALTH DEPARTMENT	\$ 10,414	\$ 10,044	\$ 23,132	\$26,434	\$ 25,691	\$ 23,414	\$ 55,199	\$ 25,121	\$ 14,805	\$ 14,040	-5.17%	406
BENZIE-LEELANAU CO. HLTH DEPARTMENT	\$ 5,915	\$ 5,070	\$ 7,700	\$2,920	\$ 3,435	\$ 4,212	\$ 7,295	\$ 6,622	\$ 11,572	\$ 6,790	-41.32%	127
BERRIEN COUNTY HEALTH DEPARTMENT	\$ 28,305	\$ 21,051	\$ 14,652	\$9,850	\$ 10,510	\$ 13,666	\$ 18,183	\$ 18,366	\$ 16,651	\$ 14,542	-12.67%	555
BRANCH-HILLS-ST JOE- DISTRICT HLTH DEPT	\$ 39,671	\$ 51,630	\$ 45,216	\$46,920	\$ 42,900	\$ 42,177	\$ 64,315	\$ 64,519	\$ 76,907	\$ 61,548	-19.97%	850
CALHOUN COUNTY HEALTH DEPARTMENT	\$ 18,011	\$ 20,653	\$ 16,306	\$23,024	\$ 20,375	\$ 12,568	\$ 17,338	\$ 30,011	\$ 40,284	\$ 48,465	20.31%	677
CENTRAL MICHIGAN DISTRICT HEALTH DEPT	\$ 71,679	\$ 59,958	\$ 57,801	\$39,936	\$ 32,736	\$ 34,503	\$ 44,105	\$ 40,797	\$ 32,768	\$ 45,602	39.17%	697
CHIPPEWA COUNTY HEALTH DEPARTMENT	\$ 3,490	\$ 4,150	\$ 3,860	\$4,060	\$ 4,180	\$ 8,030	\$ 7,570	\$ 3,053	\$ 7,903	\$ 9,104	15.20%	135
DELTA MENOMINEE COUNTIES	\$ 1,980	\$ 2,640	\$ 3,890	\$8,102	\$ 8,640	\$ 7,170	\$ 4,300	\$ 5,610	\$ 5,460	\$ 720	-86.81%	232
DETROIT CITY HEALTH DEPARTMENT	\$ 75,340	\$ 52,631	\$ 25,472	\$40,647	\$ 51,047	\$ 39,167	\$ 26,847	\$ 15,726	\$ 13,209	\$ 22,257	68.50%	3,522
DICKINSON-IRON DISTRICT HEALTH DEPT	\$ 4,426	\$ 4,735	\$ 8,726	\$12,667	\$ 12,088	\$ 14,456	\$ 14,733	\$ 20,709	\$ 16,954	\$ 17,406	2.66%	154
DISTRICT #10 HEALTH DEPARTMENT	\$ 107,581	\$ 80,065	\$ 70,128	\$81,451	\$ 77,194	\$ 74,454	\$ 88,786	\$ 84,474	\$ 94,508	\$ 111,806	18.30%	1,290
DISTRICT #2 HEALTH DEPARTMENT	\$ 13,563	\$ 24,550	\$ 16,492	\$23,010	\$ 17,580	\$ 14,336	\$ 17,421	\$ 22,636	\$ 18,451	\$ 19,027	3.12%	222
DISTRICT #4 HEALTH DEPARTMENT	\$ 19,530	\$ 16,702	\$ 19,390	\$9,790	\$ 9,380	\$ 15,320	\$ 16,130	\$ 12,580	\$ 11,660	\$ 16,800	44.08%	289
GENESEE COUNTY HEALTH DEPARTMENT	\$ 61,000	\$ 42,060	\$ 66,810	\$45,640	\$ 39,880	\$ 20,110	\$ 30,830	\$ 51,213	\$ 68,010	\$ 52,054	-23.46%	1,961
GRAND TRAVERSE COUNTY HEALTH DEPARTMENT	\$ 40,621	\$ 41,005	\$ 40,273	\$66,121	\$ 73,441	\$ 77,420	\$ 62,190	\$ 66,211	\$ 88,655	\$ 78,143	-11.86%	325
HURON COUNTY HEALTH DEPARTMENT	\$ 10,960	\$ 10,220	\$ 10,820	\$10,910	\$ 9,330	\$ 10,833	\$ 12,230	\$ 9,770	\$ 6,656	\$ 8,270	24.24%	108
INGHAM COUNTY HEALTH DEPARTMENT	\$ 41,994	\$ 62,709	\$ 70,511	\$64,703	\$ 66,668	\$ 48,704	\$ 30,005	\$ 49,022	\$ 57,916	\$ 26,116	-54.91%	1,235
IONIA COUNTY HEALTH DEPARTMENT	\$ 11,850	\$ 8,160	\$ 2,920	\$2,860	\$ 3,320	\$ 6,480	\$ 14,770	\$ 16,990	\$ 18,961	\$ 14,182	-25.20%	329
JACKSON COUNTY HEALTH DEPARTMENT	\$ 27,022	\$ 31,290	\$ 34,913	\$35,826	\$ 36,703	\$ 32,358	\$ 25,633	\$ 40,035	\$ 62,233	\$ 56,266	-9.59%	753
KALAMAZOO COUNTY HUMAN SERV DEPT	\$ 28,223	\$ 30,867	\$ 19,715	\$15,723	\$ 17,094	\$ 27,367	\$ 27,753	\$ 34,185	\$ 29,870	\$ 44,754	49.83%	957
KENT COUNTY HEALTH DEPARTMENT	\$ 74,221	\$ 83,707	\$ 84,443	\$118,203	\$ 108,711	\$ 88,638	\$ 80,247	\$ 96,650	\$ 109,076	\$ 90,525	-17.01%	3,577
LAPEER COUNTY HEALTH DEPARTMENT	\$ 18,560	\$ 25,250	\$ 36,800	\$40,640	\$ 34,955	\$ 34,119	\$ 30,872	\$ 34,865	\$ 33,135	\$ 28,280	-14.65%	321
LENAWEE COUNTY HEALTH DEPARTMENT	\$ 16,882	\$ 20,280	\$ 18,823	\$15,810	\$ 12,510	\$ 14,605	\$ 16,320	\$ 15,370	\$ 19,950	\$ 8,670	-56.54%	375
LIVINGSTON COUNTY HEALTH DEPARTMENT	\$ 38,933	\$ 35,912	\$ 21,514	\$19,873	\$ 28,400	\$ 31,890	\$ 23,340	\$ 23,012	\$ 21,677	\$ 23,397	7.93%	655
LMAS DISTRICT HEALTH DEPARTMENT	\$ 2,992	\$ 4,020	\$ 6,150	\$5,370	\$ 3,660	\$ 5,042	\$ 3,412	\$ 4,110	\$ 3,610	\$ 1,500	-58.45%	124
MACOMB COUNTY HEALTH DEPARTMENT	\$ 26,481	\$ 56,379	\$ 91,519	\$141,659	\$ 97,272	\$ 104,123	\$ 90,211	\$ 80,835	\$ 89,628	\$ 87,391	-2.50%	2,855
MARQUETTE COUNTY HEALTH DEPARTMENT	\$ 1,470	\$ 2,500	\$ 3,210	\$5,440	\$ 8,770	\$ 8,860	\$ 11,852	\$ 8,448	\$ 7,866	\$ 6,817	-13.33%	244
MIDLAND COUNTY HEALTH DEPARTMENT	\$ 56,227	\$ 61,043	\$ 47,752	\$37,118	\$ 37,695	\$ 32,006	\$ 26,793	\$ 28,502	\$ 25,831	\$ 23,818	-7.79%	344
MID-MICHIGAN DISTRICT HEALTH DEPARTMENT	\$ 48,283	\$ 37,751	\$ 33,335	\$35,712	\$ 38,793	\$ 39,167	\$ 31,956	\$ 25,176	\$ 21,303	\$ 25,083	17.75%	792
MONROE COUNTY HEALTH DEPARTMENT	\$ 27,669	\$ 25,073	\$ 30,932	\$19,510	\$ 35,155	\$ 34,716	\$ 24,550	\$ 19,010	\$ 19,090	\$ 20,512	7.45%	556
MUSKEGON COUNTY HEALTH DEPARTMENT	\$ 49,368	\$ 54,066	\$ 50,772	\$55,096	\$ 20,794	\$ 41,976	\$ 46,285	\$ 31,104	\$ 43,556	\$ 28,135	-35.41%	989
NORTHWEST MI CHA	\$ 47,533	\$ 50,099	\$ 54,277	\$61,517	\$ 63,945	\$ 51,900	\$ 49,727	\$ 51,321	\$ 43,522	\$ 32,030	-26.40%	463
OAKLAND COUNTY HEALTH DEPARTMENT	\$ 300,056	\$ 294,957	\$ 264,399	\$253,606	\$ 240,967	\$ 216,827	\$ 170,009	\$ 197,656	\$ 196,106	\$ 131,430	-32.98%	3,153
OTTAWA COUNTY HEALTH DEPARTMENT	\$ 83,866	\$ 65,373	\$ 79,598	\$53,566	\$ 59,295	\$ 64,863	\$ 60,042	\$ 45,888	\$ 35,514	\$ 22,815	-35.76%	1,336
SAGINAW COUNTY HEALTH DEPARTMENT	\$ 420	\$ 24,817	\$ 20,236	\$29,366	\$ 29,394	\$ 12,540	\$ 11,514	\$ 10,146	\$ 17,892	\$ 9,152	-48.85%	798
SANILAC COUNTY HEALTH DEPARTMENT	\$ 9,380	\$ 8,980	\$ 13,560	\$9,260	\$ 10,780	\$ 6,360	\$ 16,106	\$ 14,885	\$ 12,125	\$ 9,516	-21.52%	153
SHIAWASSEE COUNTY HEALTH DEPARTMENT	\$ 6,615	\$ 4,209	\$ 5,135	\$3,536	\$ 4,501	\$ 2,236	\$ 3,917	\$ 3,954	\$ 5,811	\$ 4,225	-27.29%	262
ST CLAIR COUNTY HEALTH DEPARTMENT	\$ 40,538	\$ 57,481	\$ 69,339	\$68,205	\$ 56,517	\$ 57,499	\$ 53,975	\$ 51,920	\$ 41,694	\$ 27,364	-34.37%	589
TUSCOLA COUNTY HEALTH DEPARTMENT	\$ 22,725	\$ 15,993	\$ 26,242	\$21,273	\$ 18,432	\$ 12,984	\$ 12,833	\$ 14,746	\$ 16,868	\$ 18,866	11.84%	234
VAN BUREN/CASS CO. DIST PUBLIC HLTH DEPT	\$ 16,314	\$ 13,294	\$ 31,974	\$28,667	\$ 21,037	\$ 33,292	\$ 38,394	\$ 43,153	\$ 35,103	\$ 27,720	-21.03%	533
WASHTENAW COUNTY HEALTH DEPARTMENT	\$ 28,253	\$ 19,761	\$ 20,882	\$13,102	\$ 25,043	\$ 24,177	\$ 23,210	\$ 24,078	\$ 37,098	\$ 29,948	-19.27%	1,318
WAYNE COUNTY HEALTH DEPARTMENT	\$ 54,799	\$ 30,161	\$ 31,020	\$29,595	\$ 62,752	\$ 45,375	\$ 34,683	\$ 44,884	\$ 63,361	\$ 48,210	-23.91%	5,147
WESTERN U.P. DISTRICT HEALTH DEPARTMENT	\$ 6,334	\$ 5,119	\$ 5,720	\$4,660	\$ 2,170	\$ 2,390	\$ 1,140	\$ 2,650	\$ 390	\$ 770	97.44%	259
<b>Grand Total</b>	<b>\$ 1,686,986</b>	<b>\$ 1,655,527</b>	<b>\$ 1,655,871</b>	<b>\$ 1,698,022</b>	<b>\$ 1,637,857</b>	<b>\$ 1,539,650</b>	<b>\$ 1,493,186</b>	<b>\$ 1,534,129</b>	<b>\$ 1,630,084</b>	<b>\$ 1,399,513</b>	<b>-14.14%</b>	<b>41,158</b>

## FY 2020 CSHCS Care Coordination and Case Management Units Billed

Health Department	Level I POC in Home - Title V	Level I POC Home - Title V/XIX	Level I POC By Phone - Title V	Level I POC by Phone - Title V/XIX	Level I POC Billed Title V	Level I POC Billed Title V/XIX	Total Level I POC Billed	Level II Care Coordination - Title V	Level II Care Coordination - Title V/XIX Clients	Total Level II Care Coordination Billed	Case Management - Title V	Case Management - Title V/XIX	Case Management Title XIX	Total Case Management Billed	Total CC-CM Billed FY 19
ALLEGAN CO. HEALTH DEPT.	1	3	43	50	\$ 4,450	\$ 5,450	\$ 9,900	27	10	\$ 1,110	0	1	0	\$ 202	\$ 11,212
BARRY EATON DISTRICT HEALTH DEPT.	8	11	25	18	\$ 3,700	\$ 3,450	\$ 7,150	99	70	\$ 5,070	1	9	0	\$ 2,016	\$ 14,236
BAY CO. HEALTH DEPT.	2	14	27	48	\$ 3,000	\$ 6,900	\$ 9,900	48	90	\$ 4,140	0	0	0	\$ -	\$ 14,040
BENZIE-LEELANAU CO. HEALTH DEPT.	6	10	10	18	\$ 1,900	\$ 3,300	\$ 5,200	26	27	\$ 1,590	0	0	0	\$ -	\$ 6,790
BERRIEN CO. HEALTH DEPT.	0	2	23	55	\$ 2,300	\$ 5,800	\$ 8,100	102	106	\$ 6,240	0	1	0	\$ 202	\$ 14,542
BRANCH-HILLS-ST JOE- DISTRICT HLTH DEPT.	7	16	8	27	\$ 1,850	\$ 5,100	\$ 6,950	546	434	\$ 29,400	106	19	0	\$ 25,198	\$ 61,548
CALHOUN CO. HEALTH DEPT.	19	39	45	111	\$ 7,350	\$ 16,950	\$ 24,300	225	305	\$ 15,900	12	29	0	\$ 8,265	\$ 48,465
CENTRAL MICHIGAN DISTRICT HEALTH DEPT.	2	6	105	319	\$ 10,800	\$ 32,800	\$ 43,600	23	37	\$ 1,800	0	1	0	\$ 202	\$ 45,602
CHIPPEWA CO. HEALTH DEPT.	0	0	3	7	\$ 300	\$ 700	\$ 1,000	40	42	\$ 2,460	8	20	0	\$ 5,644	\$ 9,104
DELTA MENOMINEE CO. PUBLIC HEALTH	0	0	0	0	\$ -	\$ -	\$ -	13	11	\$ 720	0	0	0	\$ -	\$ 720
DETROIT CITY HEALTH DEPT.	0	23	7	40	\$ 700	\$ 7,450	\$ 8,150	18	123	\$ 4,230	3	45	1	\$ 9,877	\$ 22,257
DICKINSON-IRON DISTRICT HEALTH DEPT.	3	24	4	23	\$ 850	\$ 5,900	\$ 6,750	47	241	\$ 8,640	3	7	0	\$ 2,016	\$ 17,406
DISTRICT #10 HEALTH DEPT.	7	25	130	391	\$ 14,050	\$ 42,850	\$ 56,900	301	696	\$ 29,910	18	88	18	\$ 24,996	\$ 111,806
DISTRICT #2 HEALTH DEPT.	2	2	27	117	\$ 3,000	\$ 12,000	\$ 15,000	10	10	\$ 600	0	17	0	\$ 3,427	\$ 19,027
DISTRICT #4 HEALTH DEPT.	0	4	47	100	\$ 4,700	\$ 10,600	\$ 15,300	18	32	\$ 1,500	0	0	0	\$ -	\$ 16,800
GENESEE CO. HEALTH DEPT.	33	98	32	67	\$ 8,150	\$ 21,400	\$ 29,550	289	273	\$ 16,860	22	6	0	\$ 5,644	\$ 52,054
GRAND TRAVERSE CO. HEALTH DEPT.	12	26	99	160	\$ 11,700	\$ 19,900	\$ 31,600	289	483	\$ 23,160	30	86	0	\$ 23,383	\$ 78,143
HURON CO. HEALTH DEPT.	2	8	23	27	\$ 2,600	\$ 3,900	\$ 6,500	28	31	\$ 1,770	0	0	0	\$ -	\$ 8,270
INGHAM CO. HEALTH DEPT.	4	17	18	74	\$ 2,400	\$ 9,950	\$ 12,350	158	274	\$ 12,960	2	2	0	\$ 806	\$ 26,116
IONIA CO. HEALTH DEPT.	1	10	26	67	\$ 2,750	\$ 8,200	\$ 10,950	60	41	\$ 3,030	1	0	0	\$ 202	\$ 14,182



### FY 2020 CSHCS Care Coordination and Case Management Units Billed

JACKSON CO. HEALTH DEPT.	36	115	82	223	\$ 13,600	\$ 39,550	\$ 53,150	39	38	\$ 2,310	0	4	0	\$ 806	\$ 56,266
KALAMAZOO CO. HUMAN SERV DEPT	7	12	34	48	\$ 4,450	\$ 6,600	\$ 11,050	464	216	\$ 20,400	21	45	0	\$ 13,304	\$ 44,754
KENT CO. HEALTH DEPT.	2	3	163	121	\$ 16,600	\$ 12,550	\$ 29,150	953	730	\$ 50,490	5	49	0	\$ 10,885	\$ 90,525
LAPEER CO. HEALTH DEPT.	1	14	77	171	\$ 7,850	\$ 19,200	\$ 27,050	18	23	\$ 1,230	0	0	0	\$ -	\$ 28,280
LENAWEE CO. HEALTH DEPT.	0	0	26	43	\$ 2,600	\$ 4,300	\$ 6,900	42	17	\$ 1,770	0	0	0	\$ -	\$ 8,670
LIVINGSTON CO. HEALTH DEPT.	3	5	24	37	\$ 2,850	\$ 4,450	\$ 7,300	178	157	\$ 10,050	11	19	0	\$ 6,047	\$ 23,397
LMAS DISTRICT HEALTH DEPT.	1	1	2	7	\$ 350	\$ 850	\$ 1,200	4	6	\$ 300	0	0	0	\$ -	\$ 1,500
MACOMB CO. HEALTH DEPT.	0	16	185	515	\$ 18,500	\$ 53,900	\$ 72,400	149	176	\$ 9,750	14	12	0	\$ 5,241	\$ 87,391
MARQUETTE CO. HEALTH DEPT.	0	5	6	28	\$ 600	\$ 3,550	\$ 4,150	7	8	\$ 450	1	10	0	\$ 2,217	\$ 6,817
MIDLAND CO. HEALTH DEPT.	18	30	52	69	\$ 7,900	\$ 11,400	\$ 19,300	61	56	\$ 3,510	0	1	4	\$ 1,008	\$ 23,818
MID-MICHIGAN DISTRICT HEALTH DEPT.	0	5	58	172	\$ 5,800	\$ 17,950	\$ 23,750	17	14	\$ 930	0	2	0	\$ 1,403	\$ 25,083
MONROE CO. HEALTH DEPT.	0	0	0	0	\$ -	\$ -	\$ -	342	335	\$ 20,310	0	1	0	\$ 202	\$ 20,512
MUSKEGON CO. HEALTH DEPT.	0	2	24	116	\$ 2,400	\$ 11,900	\$ 14,300	129	312	\$ 13,230	0	3	0	\$ 605	\$ 28,135
NORTHWEST MI CHA	1	4	85	166	\$ 8,650	\$ 17,200	\$ 25,850	108	98	\$ 6,180	0	0	0	\$ -	\$ 32,030
OAKLAND CO. HEALTH DEPT.	7	24	29	114	\$ 3,950	\$ 15,000	\$ 18,950	396	800	\$ 35,880	53	326	1	\$ 76,600	\$ 131,430
OTTAWA CO. HEALTH DEPT.	23	40	48	55	\$ 8,250	\$ 11,500	\$ 19,750	57	25	\$ 2,460	0	3	0	\$ 605	\$ 22,815
SAGINAW CO. HEALTH DEPT.	1	3	18	37	\$ 1,950	\$ 4,150	\$ 6,100	57	38	\$ 2,850	0	1	0	\$ 202	\$ 9,152
SANILAC CO. HEALTH DEPT.	7	21	11	20	\$ 2,150	\$ 5,150	\$ 7,300	38	9	\$ 1,410	1	3	0	\$ 806	\$ 9,516
SHIAWASSEE CO. HEALTH DEPT.	1	14	2	6	\$ 350	\$ 2,700	\$ 3,050	12	7	\$ 570	0	3	0	\$ 605	\$ 4,225
ST CLAIR CO. HEALTH DEPT.	23	33	4	6	\$ 3,850	\$ 5,550	\$ 9,400	60	55	\$ 3,450	19	53	0	\$ 14,514	\$ 27,364
TUSCOLA CO. HEALTH DEPT.	6	14	31	92	\$ 4,000	\$ 11,300	\$ 15,300	66	26	\$ 2,760	1	3	0	\$ 806	\$ 18,866
VAN BUREN/CASS CO. DIST PUBLIC HLTH DEPT.	0	4	12	33	\$ 1,200	\$ 3,900	\$ 5,100	299	287	\$ 17,580	19	6	0	\$ 5,040	\$ 27,720
WASHTENAW CO. HEALTH DEPT.	2	7	8	26	\$ 1,100	\$ 3,650	\$ 4,750	274	445	\$ 21,570	0	18	0	\$ 3,628	\$ 29,948
WAYNE COUNTY HEALTH DEPT.	2	11	2	8	\$ 500	\$ 2,450	\$ 2,950	732	649	\$ 41,430	6	13	0	\$ 3,830	\$ 48,210
WESTERN U.P. DISTRICT HEALTH DEPT.	0	0	0	2	\$ -	\$ 200	\$ 200	3	16	\$ 570	0	0	0	\$ -	\$ 770
Grand Total	250	721	1,685	3,834	\$ 206,000	\$ 491,550	\$ 697,550	6,872	7,879	\$ 442,530	357	906	24	\$ 259,433	\$ 1,399,513

# CSHCS INITIATIVES

---

- Proposed Sickle Cell Disease Eligibility Expansion
- Children with Medical Complexity
- Bullying Prevention Initiative
- Behavioral Health Collaborative
- CSHCS Provider Survey
- Other



# PEDIATRIC ASTHMA MANAGEMENT

---

**Toby Lewis, MD**

**Karla Stoermer-Grossman, MSRN, AE-C**

**The University of Michigan Department of Pediatric Pulmonology**



