

# Flint Waiver Progress Report

Monday, February 28, 2022

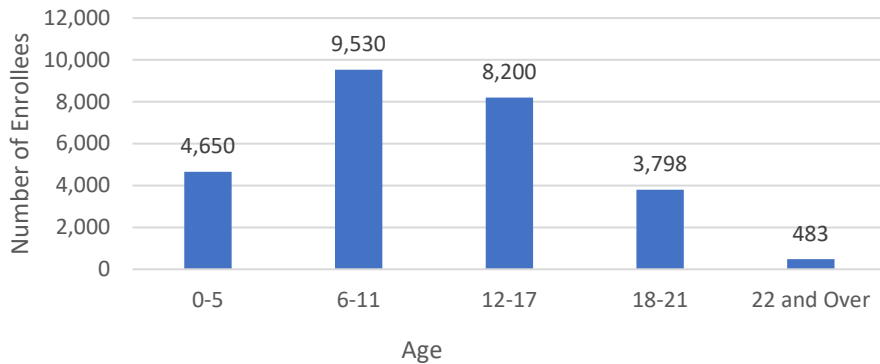
**Total Enrollees: 26,661**

## Enrollment Breakdown

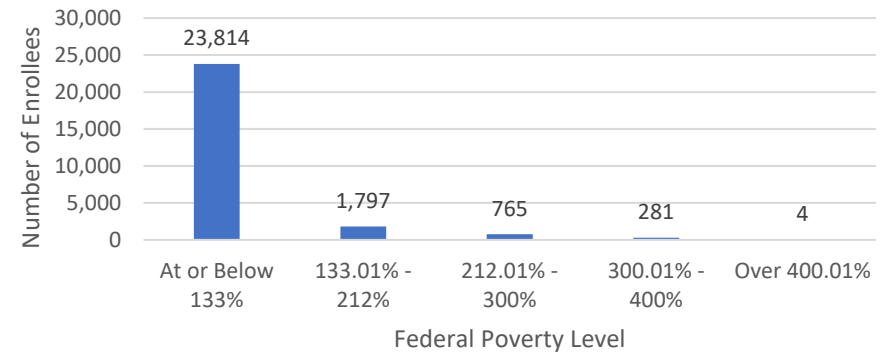
Gender		Pregnant Women and Under 21	
Male	13,456	Pregnant Women	353
Female	13,205	Under 21	26,308

Existing and New Enrollees		Type of Coverage	
Existing*	21,175	Full Coverage	26,604
New	5,486	Limited Coverage	50
*Existing refers to people already enrolled as of 5/9/2016.		Spend Down	7

**Number of Enrollees by Age**

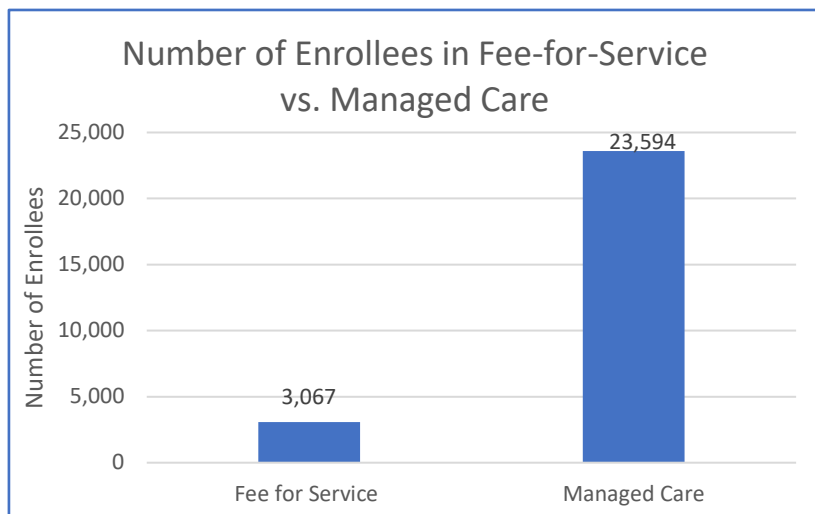


**Number of Enrollees by Federal Poverty Level**

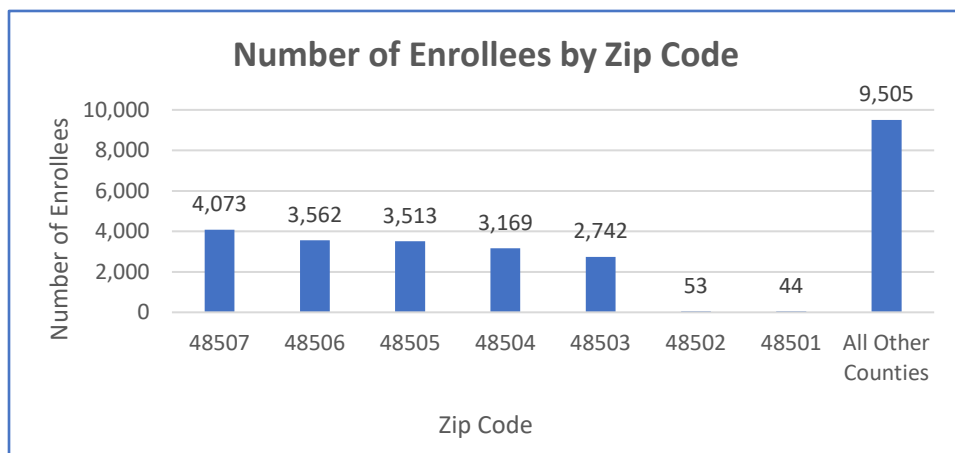


# Flint Waiver Progress Report

Monday, February 28, 2022



Provider Name	COUNT Member	Percent of Total Enrollment
Aetna Better Health of Michigan	26	0.1%
BLUE CROSS COMPLETE	3,395	14.4%
HAP EMPOWERED	544	2.3%
MCLAREN HEALTH PLAN	5,386	22.8%
MERIDIAN HEALTH PLAN OF MICHIGAN	4,929	20.9%
MOLINA HEALTHCARE OF MICHIGAN	7,523	31.9%
PRIORITY HLTH GOV PROGRAMS INC	80	0.3%
UnitedHealthcare Community Plan	1,682	7.1%
UPPER PENINSULA HLTH PLAN INC	29	0.1%
	<b>23,594</b>	<b>100.0%</b>



## Application and Applicant Data (since 5/9/16)

Application Data	
Total Applications	31,665
Applicant Data	
Applicants approved non Flint MA Category	14,640
Applicants approved MAGI Flint Category	13,396
Applicants approved non-MAGI Flint Category	2,223
Applicants denied	105,221
Applicants pending:	4
Total Applicants	135,484

Application data is a running total and will not match enrollment data referenced on page 1 due to data system variances and normal monthly enrollment changes.