

Flint Waiver Progress Report

Monday, March 28, 2022

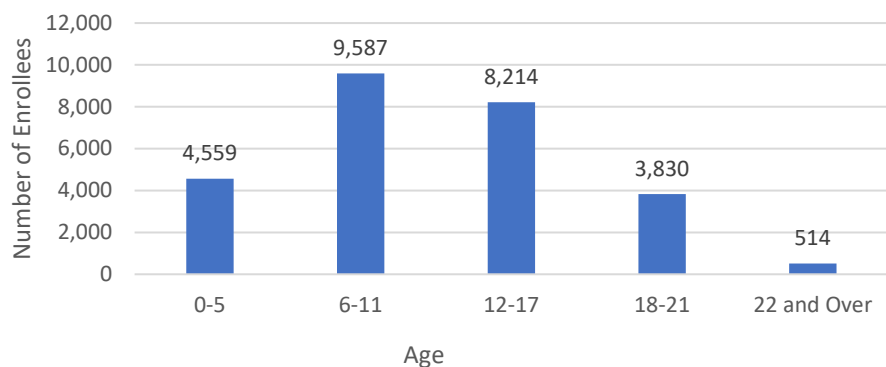
Total Enrollees: 26,704

Enrollment Breakdown

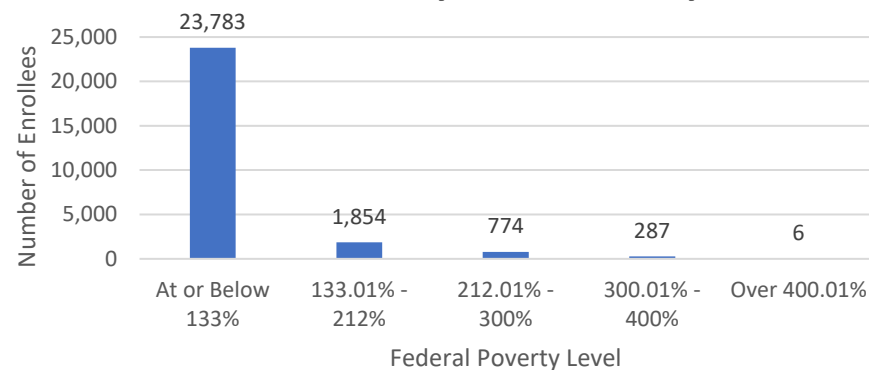
Gender		Pregnant Women and Under 21	
Male	13,469	Pregnant Women	356
Female	13,235	Under 21	26,348

Existing and New Enrollees		Type of Coverage	
Existing*	21,195	Full Coverage	26,653
New	5,509	Limited Coverage	44
*Existing refers to people already enrolled as of 5/9/2016.		Spend Down	7

Number of Enrollees by Age

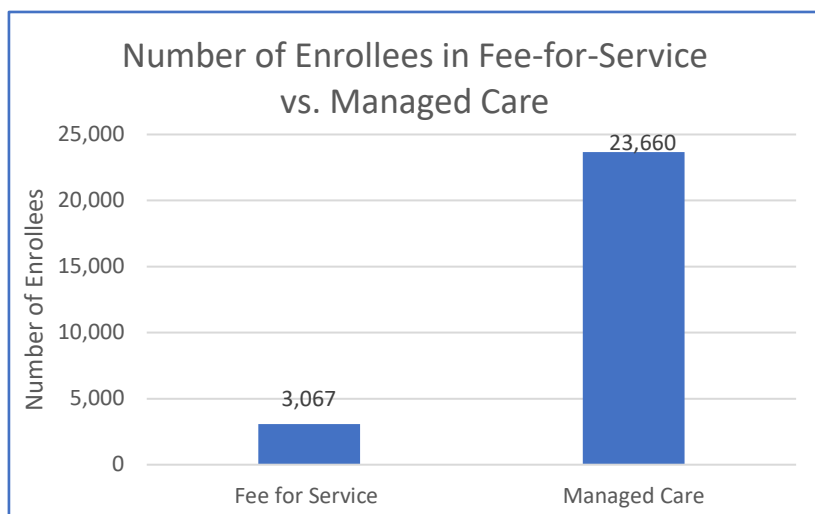


Number of Enrollees by Federal Poverty Level

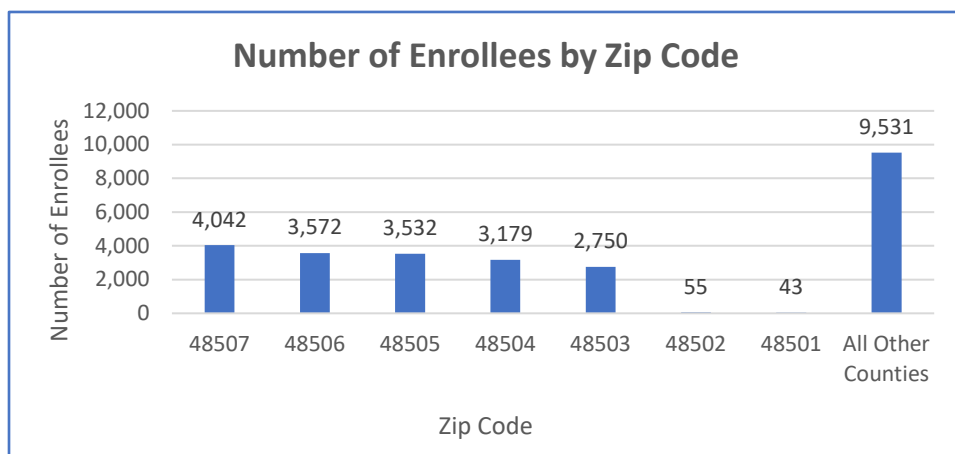


Flint Waiver Progress Report

Monday, March 28, 2022



Provider Name	COUNT Member ID	Percent of Total Enrollment
Aetna Better Health of Michigan	23	0.1%
BLUE CROSS COMPLETE	3,452	14.6%
HAP EMPOWERED	547	2.3%
MCLAREN HEALTH PLAN	5,376	22.7%
MERIDIAN HEALTH PLAN OF MICHIGAN	4,954	20.9%
MOLINA HEALTHCARE OF MICHIGAN	7,527	31.8%
PRIORITY HLTH GOV PROGRAMS INC	79	0.3%
UnitedHealthcare Community Plan	1,672	7.1%
UPPER PENINSULA HLTH PLAN INC	30	0.1%
	23,660	100.0%



Application and Applicant Data (since 5/9/16)

Application Data	
Total Applications	31,752
Applicant Data	
Applicants approved non Flint MA Category	14,654
Applicants approved MAGI Flint Category	13,468
Applicants approved non-MAGI Flint Category	2,231
Applicants denied	106,739
Applicants pending:	4
Total Applicants	137,096

Application data is a running total and will not match enrollment data referenced on page 1 due to data system variances and normal monthly enrollment changes.