

# Flint Waiver Progress Report

Monday, April 25, 2022

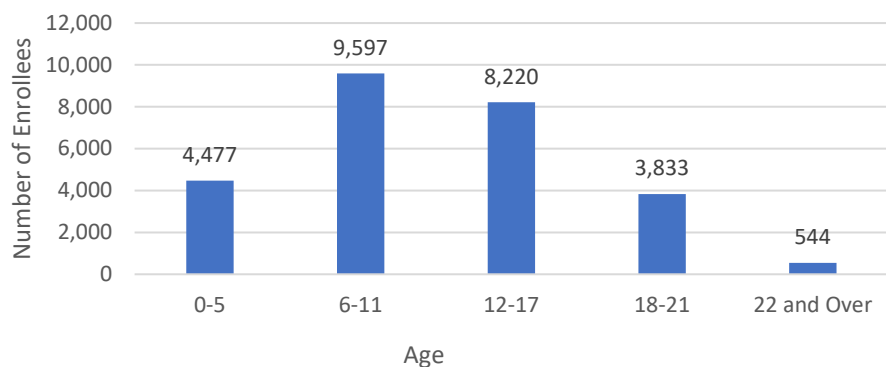
**Total Enrollees: 26,671**

## Enrollment Breakdown

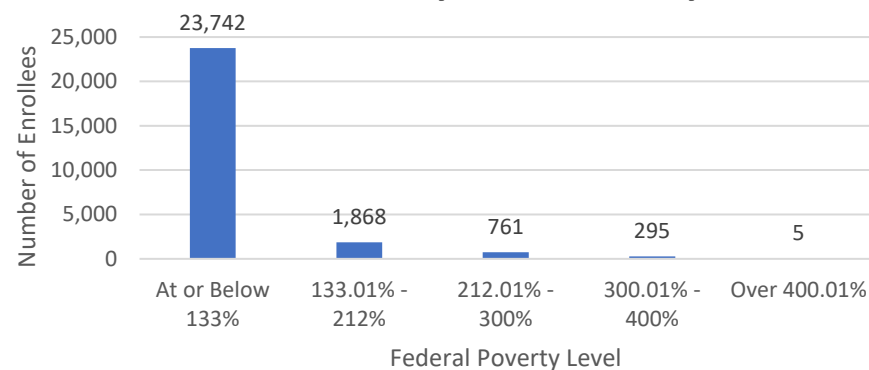
Gender		Pregnant Women and Under 21	
Male	13,446	Pregnant Women	328
Female	13,225	Under 21	26,343

Existing and New Enrollees		Type of Coverage	
Existing*	21,180	Full Coverage	26,622
New	5,491	Limited Coverage	43
*Existing refers to people already enrolled as of 5/9/2016.		Spend Down	6

Number of Enrollees by Age



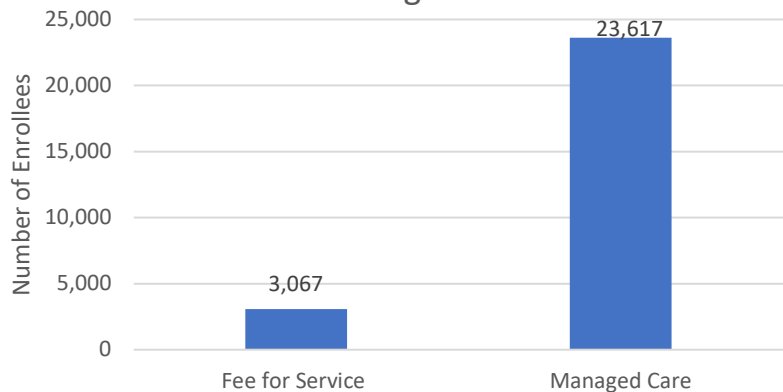
Number of Enrollees by Federal Poverty Level



# Flint Waiver Progress Report

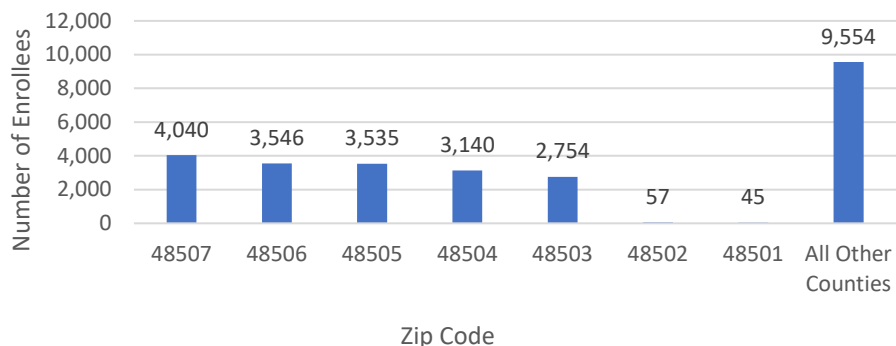
Monday, April 25, 2022

Number of Enrollees in Fee-for-Service vs. Managed Care



Provider Name	COUNT Member ID	Percent of Total Enrollment
Aetna Better Health of Michigan	23	0.1%
BLUE CROSS COMPLETE	3,470	14.7%
HAP EMPOWERED	552	2.3%
MCLAREN HEALTH PLAN	5,359	22.7%
MERIDIAN HEALTH PLAN OF MICHIGAN	4,946	20.9%
MOLINA HEALTHCARE OF MICHIGAN	7,500	31.8%
PRIORITY HLTH GOV PROGRAMS INC	81	0.3%
UnitedHealthcare Community Plan	1,653	7.0%
UPPER PENINSULA HLTH PLAN INC	33	0.1%
	<b>23,617</b>	<b>100.0%</b>

Number of Enrollees by Zip Code



## Application and Applicant Data (since 5/9/16)

Application Data	
Total Applications	<b>31,838</b>
Applicant Data	
Applicants approved non Flint MA Category	14,673
Applicants approved MAGI Flint Category	13,531
Applicants approved non-MAGI Flint Category	2,239
Applicants denied	108,183
Applicants pending:	4
<b>Total Applicants</b>	<b>138,630</b>

Application data is a running total and will not match enrollment data referenced on page 1 due to data system variances and normal monthly enrollment changes.