

Flint Waiver Progress Report

Monday, May 30, 2022

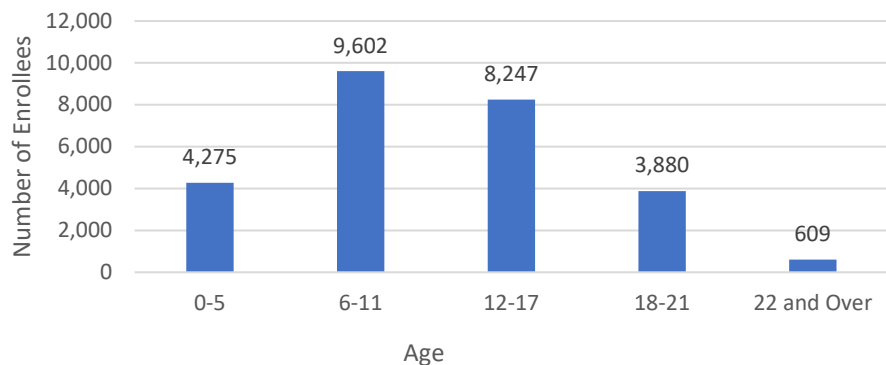
Total Enrollees: 26,685

Enrollment Breakdown

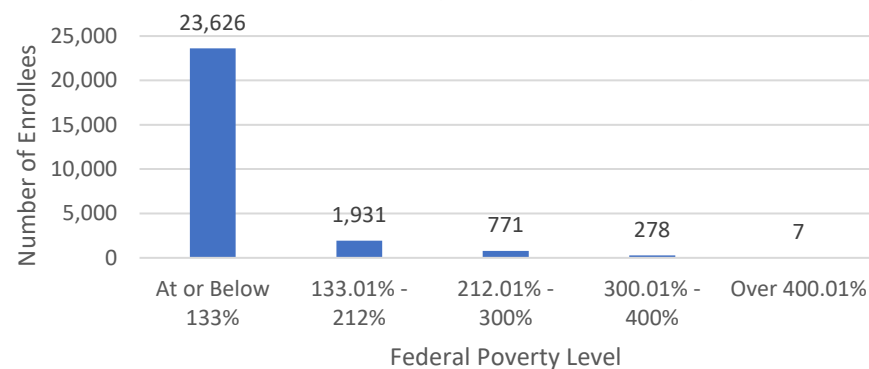
Gender		Pregnant Women and Under 21	
Male	13,484	Pregnant Women	336
Female	13,201	Under 21	26,349

Existing and New Enrollees		Type of Coverage	
Existing*	21,160	Full Coverage	26,633
New	5,525	Limited Coverage	44
*Existing refers to people already enrolled as of 5/9/2016.		Spend Down	8

Number of Enrollees by Age



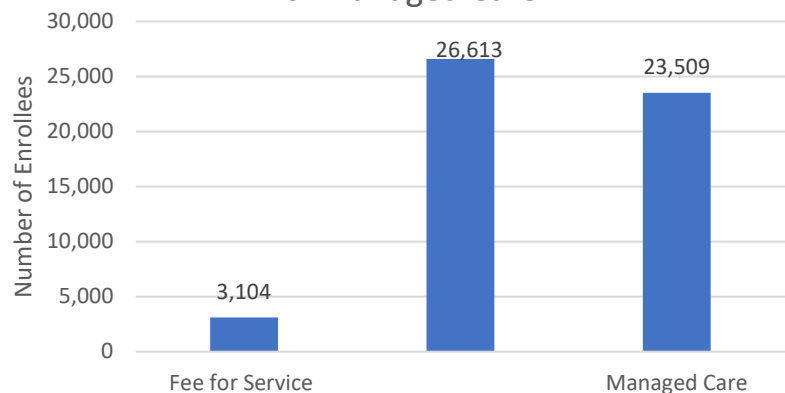
Number of Enrollees by Federal Poverty Level



Flint Waiver Progress Report

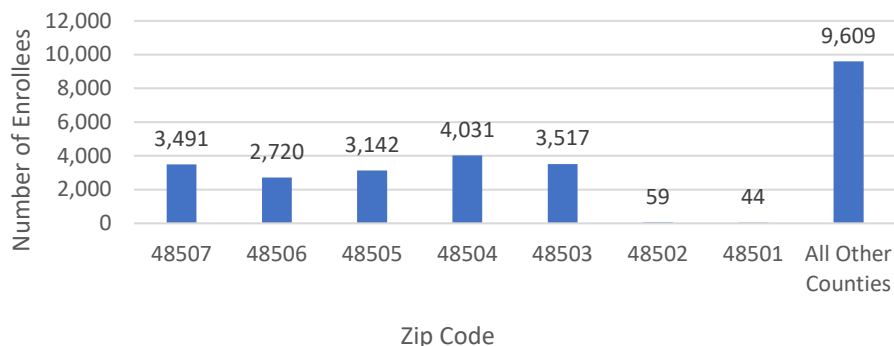
Monday, May 30, 2022

Number of Enrollees in Fee-for-Service vs. Managed Care



Provider Name	COUNT Member ID	Percent of Total Enrollment
Aetna Better Health of Michigan	23	0.1%
BLUE CROSS COMPLETE	3,525	14.9%
HAP EMPOWERED	557	2.4%
MCLAREN HEALTH PLAN	5,378	22.7%
MERIDIAN HEALTH PLAN OF MICHIGAN	4,936	20.9%
MOLINA HEALTHCARE OF MICHIGAN	7,477	31.6%
PRIORITY HLTH GOV PROGRAMS INC	80	0.3%
UnitedHealthcare Community Plan	1,640	6.9%
UPPER PENINSULA HLTH PLAN INC	33	0.1%
	23,649	100.0%

Number of Enrollees by Zip Code



Application and Applicant Data (since 5/9/16)

Application Data	
Total Applications	31,972
Applicant Data	
Applicants approved non Flint MA Category	14,702
Applicants approved MAGI Flint Category	13,626
Applicants approved non-MAGI Flint Category	2,247
Applicants denied	110,205
Applicants pending:	4
Total Applicants	140,784

Application data is a running total and will not match enrollment data referenced on page 1 due to data system variances and normal monthly enrollment changes.