

Flint Waiver Progress Report

Wednesday, January 29, 2025

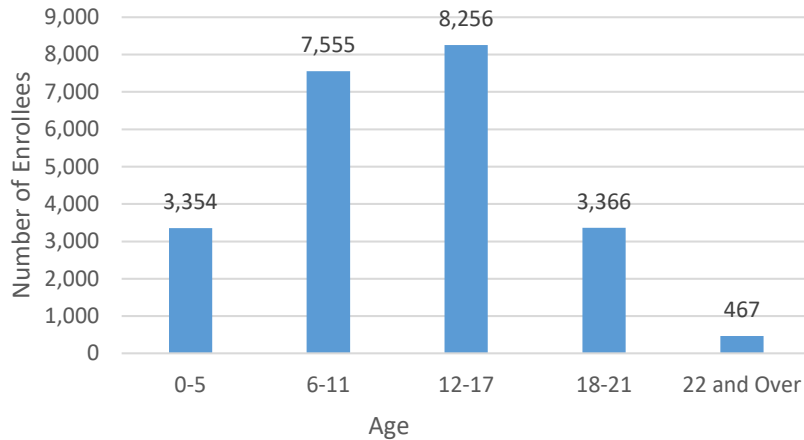
TOTAL ENROLLEES: 22,998

Enrollment Breakdown

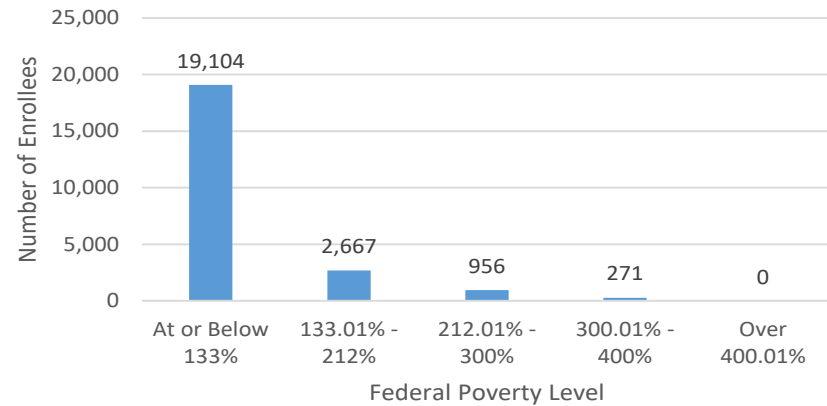
Gender		Pregnant Women and Under 21	
Male	11,469	Pregnant Women	403
Female	11,529	Under 21	22,586

Existing and New Enrollees		Type of Coverage	
Existing*	17,305	Full Coverage	22,956
New	5,874	Limited Coverage	29
<i>*Existing refers to people already enrolled as of 5/9/2016.</i>		Spenddown	13

Number of Enrollees by Age



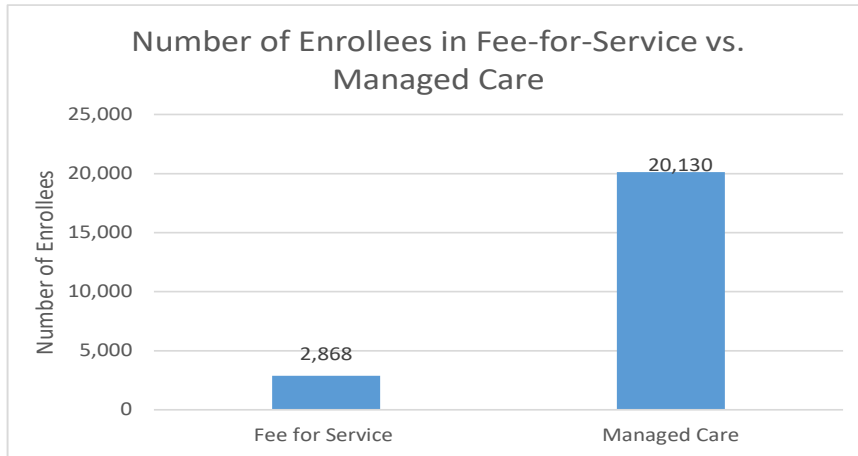
Number of Enrollees by Federal Poverty Level



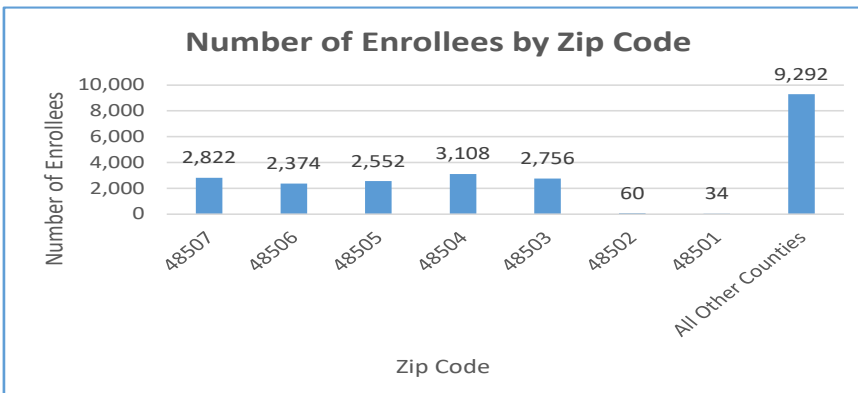
Flint Waiver Progress Report

Wednesday, January 29, 2025

Health Plan Enrollment



Provider Name	COUNT Member ID	Percent of Total Enrollment
Aetna Better Health of Michigan	35	0.2%
BLUE CROSS COMPLETE	3,424	17.0%
HAP CareSource	553	2.7%
MCLAREN HEALTH PLAN	4,807	23.9%
MERIDIAN HEALTH PLAN OF MICHIGAN	3,831	19.0%
MOLINA HEALTHCARE OF MICHIGAN	6,011	29.9%
PRIORITY HLTH GOV PROGRAMS INC	128	0.6%
UnitedHealthcare Community Plan	1,310	6.5%
UPPER PENINSULA HLTH PLAN INC	31	0.2%
	20,130	100.0%



Application Data	
Total Applications	36,907
Applicant Data	
Applicants approved non Flint MA Category	16,656
Applicants approved MAGI Flint Category	16,855
Applicants approved non-MAGI Flint Category	7,077
Applicants denied	185,885
Applicants pending:	7
Total Applicants	226,480

Application and Applicant Data (since 5/9/16)

Application data is a running total and will not match enrollment data referenced on page 1 due to data system variances and normal monthly enrollment changes.