

Flint Waiver Progress Report

Tuesday, February 27, 2024

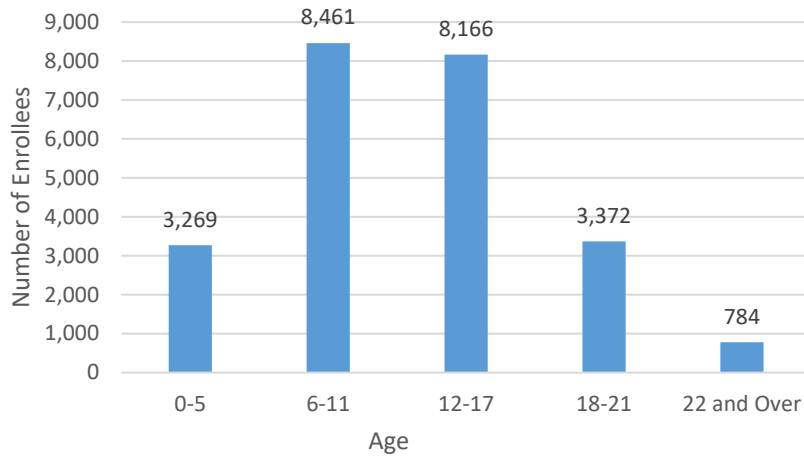
TOTAL ENROLLEES: 24,052

Enrollment Breakdown

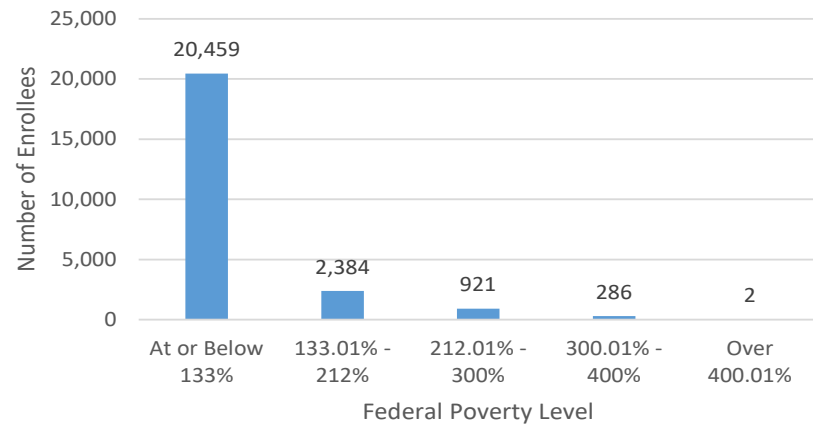
Gender		Pregnant Women and Under 21	
Male	12,136	Pregnant Women	341
Female	11,916	Under 21	23,711

Existing and New Enrollees		Type of Coverage	
Existing*	18,501	Full Coverage	23,996
New	5,551	Limited Coverage	45
<i>*Existing refers to people already enrolled as of 5/9/2016.</i>		Spenddown	11

Number of Enrollees by Age



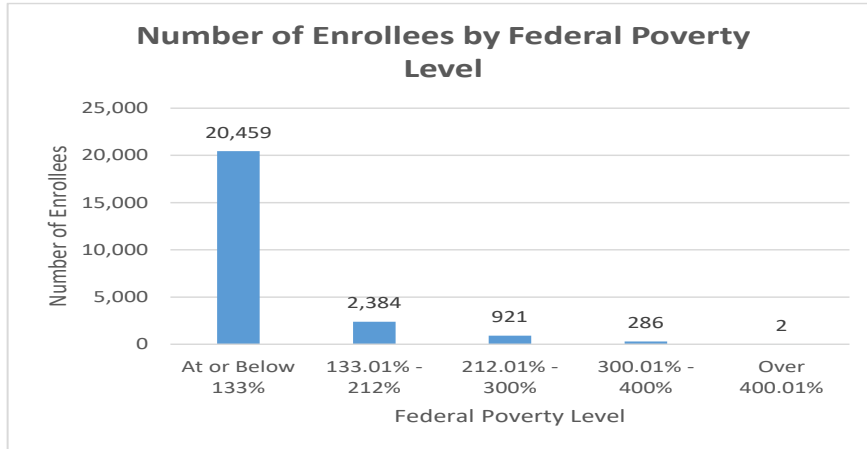
Number of Enrollees by Federal Poverty Level



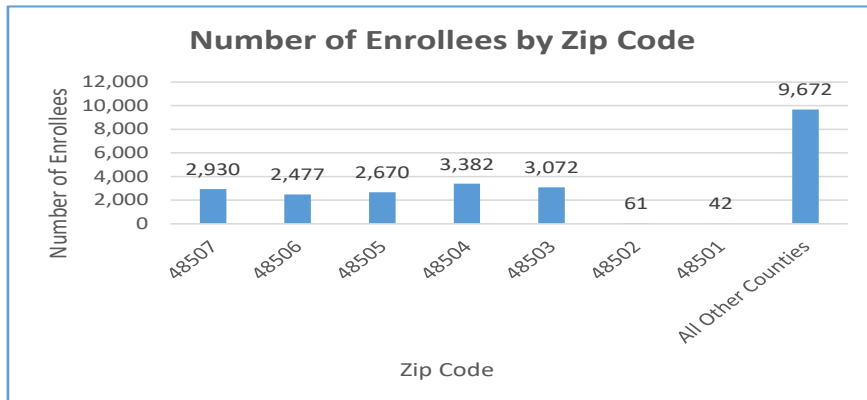
Flint Waiver Progress Report

Tuesday, February 27, 2024

Health Plan Enrollment



Provider Name	COUNT Member ID	Percent of Total Enrollment
Aetna Better Health of Michigan	21	0.1%
BLUE CROSS COMPLETE	3,325	15.8%
HAP CareSource	509	2.4%
MCLAREN HEALTH PLAN	4,920	23.3%
MERIDIAN HEALTH PLAN OF MICHIGAN	4,228	20.1%
MOLINA HEALTHCARE OF MICHIGAN	6,523	30.9%
PRIORITY HLTH GOV PROGRAMS INC	78	0.4%
UnitedHealthcare Community Plan	1,443	6.8%
UPPER PENINSULA HLTH PLAN INC	35	0.2%
	21,082	100.0%



Application and Applicant Data (since 5/9/16)

Application Data	
Total Applications	34,287
Applicant Data	
Applicants approved non Flint MA Category	15,782
Applicants approved MAGI Flint Category	16,182
Applicants approved non-MAGI Flint Category	6,250
Applicants denied	154,164
Applicants pending:	9
Total Applicants	192,387

Application data is a running total and will not match enrollment data referenced on page 1 due to data system variances and normal monthly enrollment changes.