

## Flint Waiver Progress Report

Friday, February 28, 2025

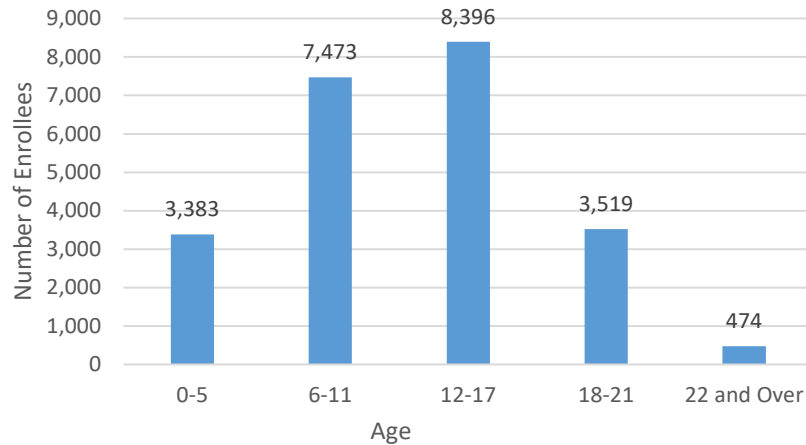
**TOTAL ENROLLEES: 23,245**

### Enrollment Breakdown

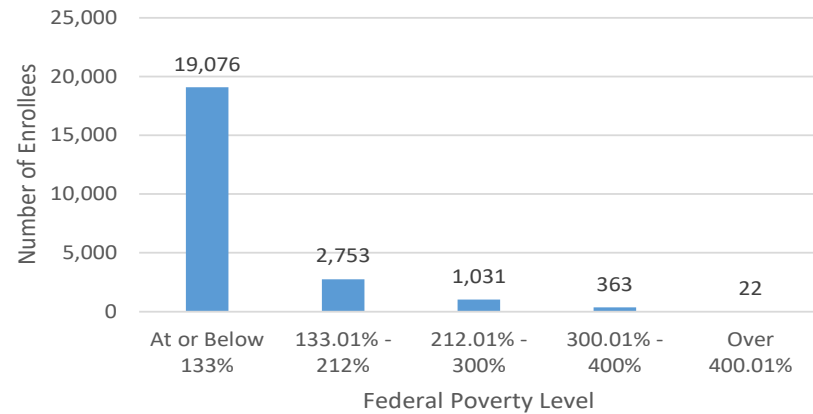
Gender		Pregnant Women and Under 21	
Male	11,602	Pregnant Women	277
Female	11,643	Under 21	22,968

Existing and New Enrollees		Type of Coverage	
Existing*	17,246	Full Coverage	23,202
New	5,999	Limited Coverage	34
<i>*Existing refers to people already enrolled as of 5/9/2016.</i>		Spenddown	9

**Number of Enrollees by Age**



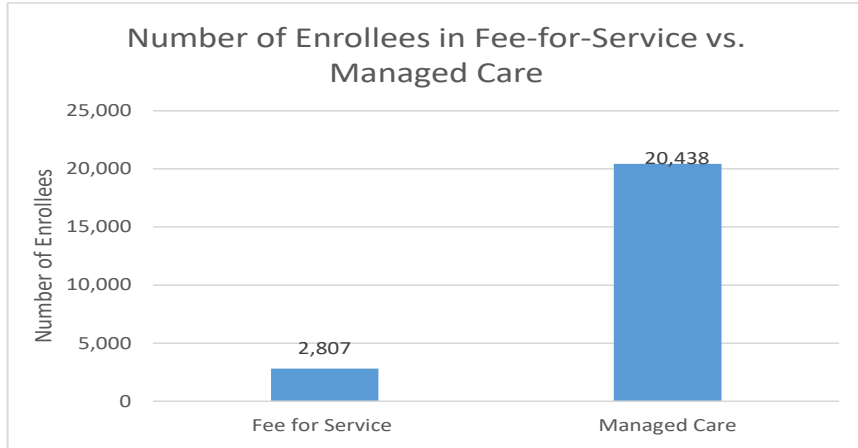
**Number of Enrollees by Federal Poverty Level**



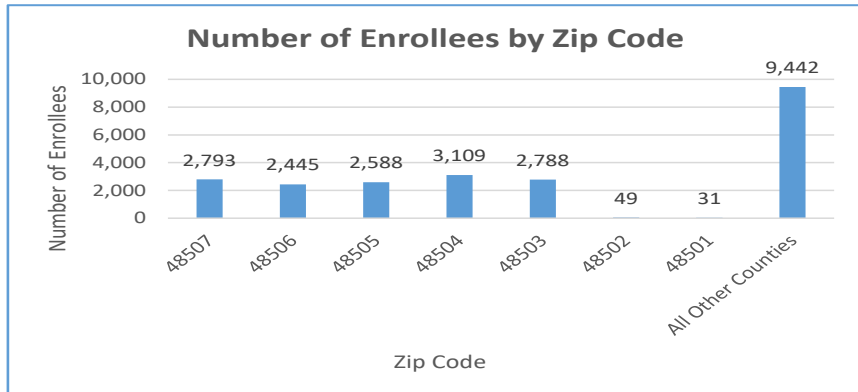
## Flint Waiver Progress Report

Friday, February 28, 2025

### Health Plan Enrollment



Provider Name	COUNT Member ID	Percent of Total Enrollment
Aetna Better Health of Michigan	32	0.2%
BLUE CROSS COMPLETE	3,415	17.0%
HAP CareSource	547	2.7%
MCLAREN HEALTH PLAN	4,825	24.0%
MERIDIAN HEALTH PLAN OF MICHIGAN	3,832	19.1%
MOLINA HEALTHCARE OF MICHIGAN	5,934	29.5%
PRIORITY HLTH GOV PROGRAMS INC	130	0.6%
UnitedHealthcare Community Plan	1,346	6.7%
UPPER PENINSULA HLTH PLAN INC	25	0.1%
	<b>20,086</b>	<b>100.0%</b>



Application Data	
Total Applications	<b>37,089</b>
Applicant Data	
Applicants approved non Flint MA Category	16,703
Applicants approved MAGI Flint Category	16,851
Applicants approved non-MAGI Flint Category	7,130
Applicants denied	188,591
Applicants pending:	3
<b>Total Applicants</b>	<b>229,278</b>

### Application and Applicant Data (since 5/9/16)

Application data is a running total and will not match enrollment data referenced on page 1 due to data system variances and normal monthly enrollment changes.