

Flint Waiver Progress Report

Wednesday, March 27, 2024

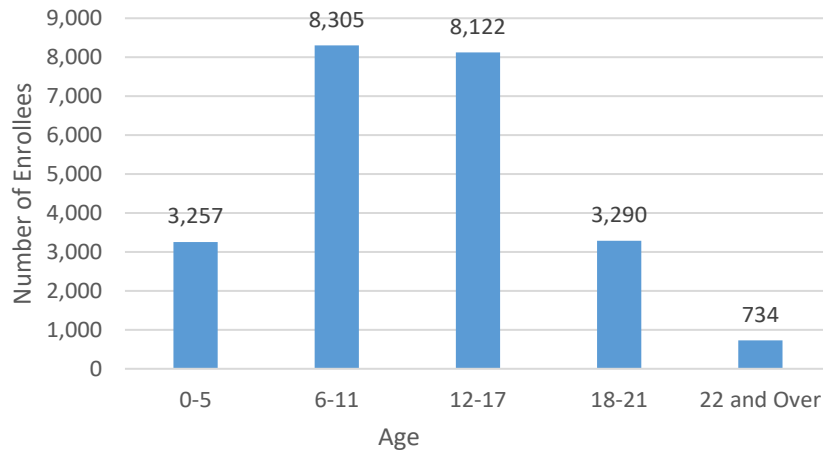
TOTAL ENROLLEES: 23,708

Enrollment Breakdown

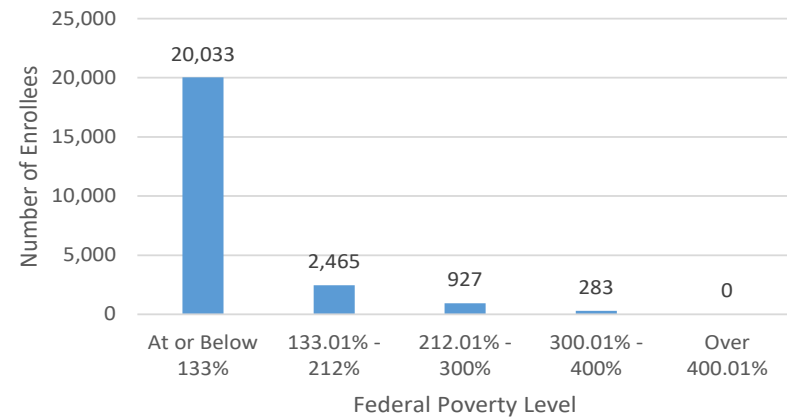
Gender		Pregnant Women and Under 21	
Male	11,936	Pregnant Women	333
Female	11,772	Under 21	23,375

Existing and New Enrollees		Type of Coverage	
Existing*	18,033	Full Coverage	23,651
New	5,342	Limited Coverage	40
<i>*Existing refers to people already enrolled as of 5/9/2016.</i>		Spenddown	17

Number of Enrollees by Age



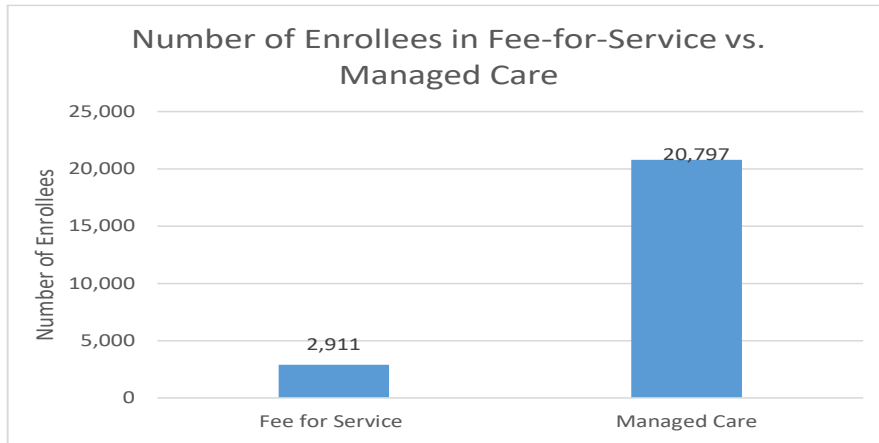
Number of Enrollees by Federal Poverty Level



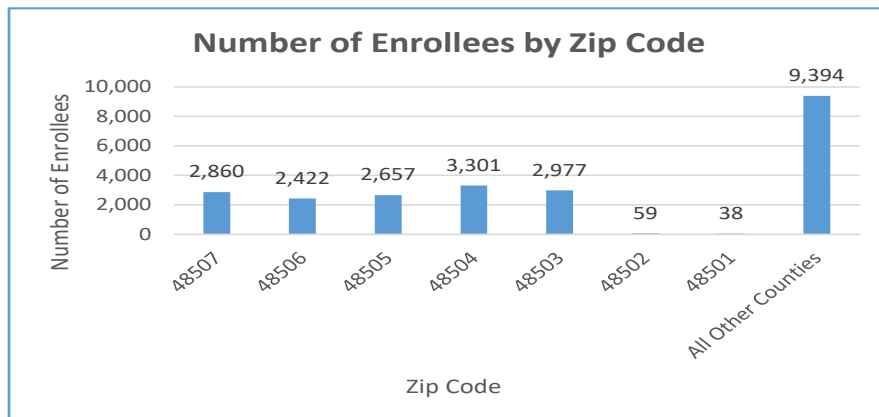
Flint Waiver Progress Report

Wednesday, March 27, 2024

Health Plan Enrollment



Provider Name	COUNT Member ID	Percent of Total Enrollment
Aetna Better Health of Michigan	20	0.1%
BLUE CROSS COMPLETE	3,266	15.7%
HAP CareSource	498	2.4%
MCLAREN HEALTH PLAN	4,886	23.5%
MERIDIAN HEALTH PLAN OF MICHIGAN	4,175	20.1%
MOLINA HEALTHCARE OF MICHIGAN	6,429	30.9%
PRIORITY HLTH GOV PROGRAMS INC	85	0.4%
UnitedHealthcare Community Plan	1,403	6.7%
UPPER PENINSULA HLTH PLAN INC	34	0.2%
	20,796	100.0%



Application and Applicant Data (since 5/9/16)

Application Data	
Total Applications	34,507
Applicant Data	
Applicants approved non Flint MA Category	15,995
Applicants approved MAGI Flint Category	16,335
Applicants approved non-MAGI Flint Category	6,318
Applicants denied	156,449
Applicants pending:	2
Total Applicants	195,099

Application data is a running total and will not match enrollment data referenced on page 1 due to data system variances and normal monthly enrollment changes.