

Flint Waiver Progress Report

Monday, March 31, 2025

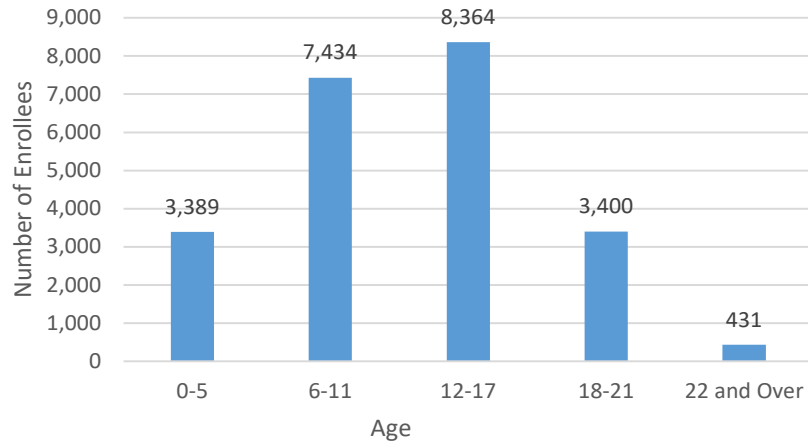
TOTAL ENROLLEES: 23,018

Enrollment Breakdown

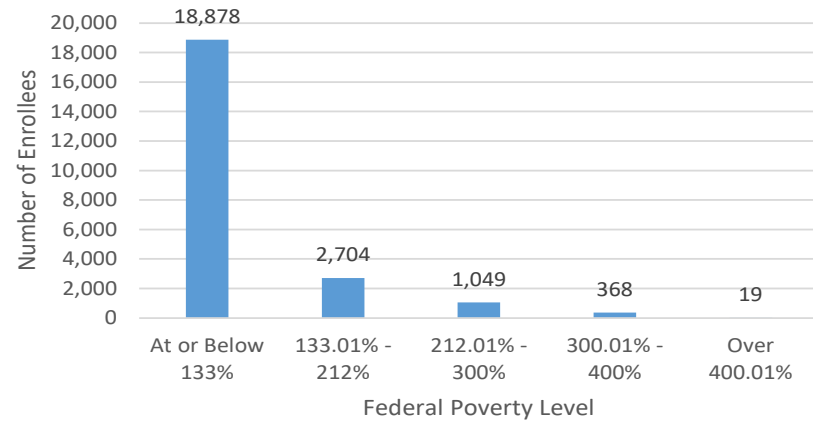
Gender		Pregnant Women and Under 21	
Male	11,520	Pregnant Women	239
Female	11,498	Under 21	22,779

Existing and New Enrollees		Type of Coverage	
Existing*	17,076	Full Coverage	22,975
New	5,942	Limited Coverage	33
<i>*Existing refers to people already enrolled as of 5/9/2016.</i>		Spenddown	10

Number of Enrollees by Age



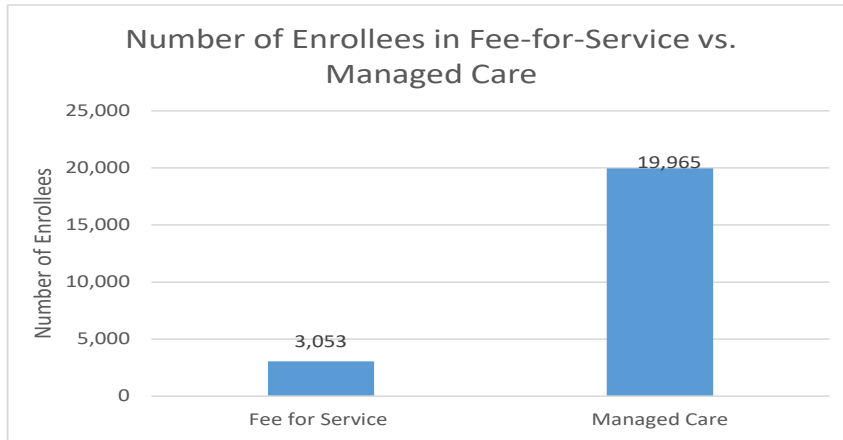
Number of Enrollees by Federal Poverty Level



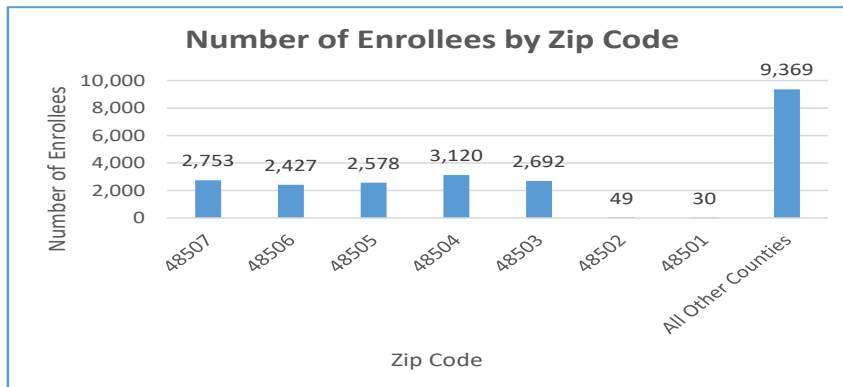
Flint Waiver Progress Report

Monday, March 31, 2025

Health Plan Enrollment



Provider Name	COUNT	Member ID	Percent of Total Enrollment
Aetna Better Health of Michigan	31		0.2%
BLUE CROSS COMPLETE	3,404		17.0%
HAP CareSource	528		2.6%
MCLAREN HEALTH PLAN	4,810		24.1%
MERIDIAN HEALTH PLAN OF MICHIGAN	3,792		19.0%
MOLINA HEALTHCARE OF MICHIGAN	5,878		29.4%
PRIORITY HLTH GOV PROGRAMS INC	133		0.7%
UnitedHealthcare Community Plan	1,366		6.8%
UPPER PENINSULA HLTH PLAN INC	23		0.1%
	19,965		100.0%



Application Data	
Total Applications	37,348
Applicant Data	
Applicants approved non Flint MA Category	16,761
Applicants approved MAGI Flint Category	16,859
Applicants approved non-MAGI Flint Category	7,248
Applicants denied	191,790
Applicants pending:	4
Total Applicants	232,662

Application and Applicant Data (since 5/9/16)

Application data is a running total and will not match enrollment data referenced on page 1 due to data system variances and normal monthly enrollment changes.