

## Flint Waiver Progress Report

Tuesday, May 28, 2024

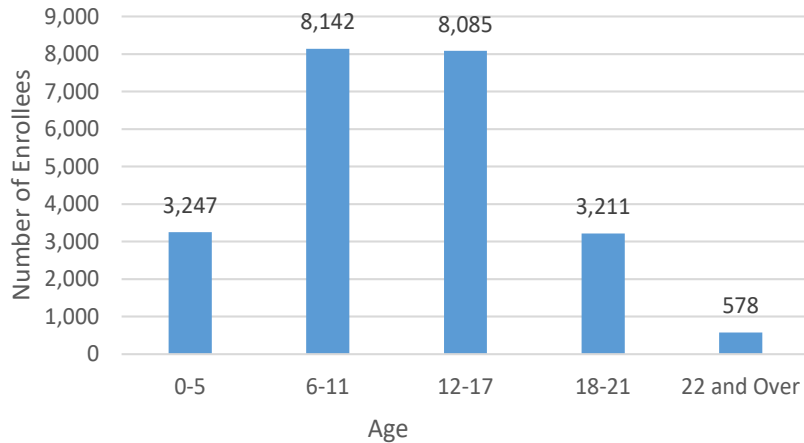
**TOTAL ENROLLEES: 23,263**

### Enrollment Breakdown

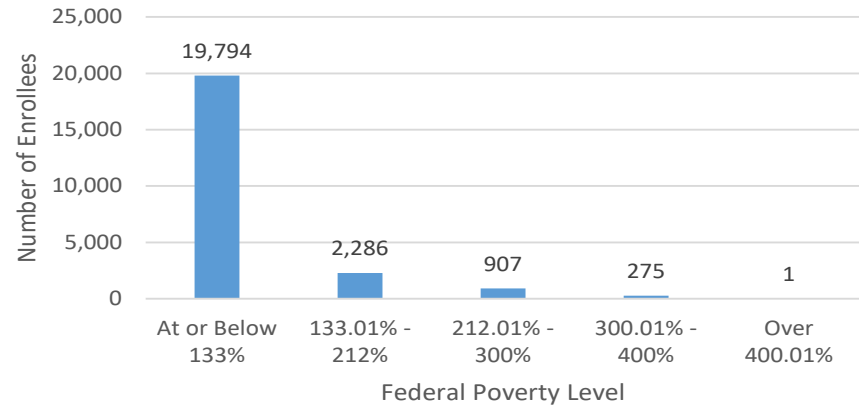
Gender		Pregnant Women and Under 21	
Male	11,686	Pregnant Women	352
Female	11,577	Under 21	22,911

Existing and New Enrollees		Type of Coverage	
Existing*	17,533	Full Coverage	23,209
New	5,378	Limited Coverage	35
<i>*Existing refers to people already enrolled as of 5/9/2016.</i>		Spenddown	19

**Number of Enrollees by Age**



**Number of Enrollees by Federal Poverty Level**

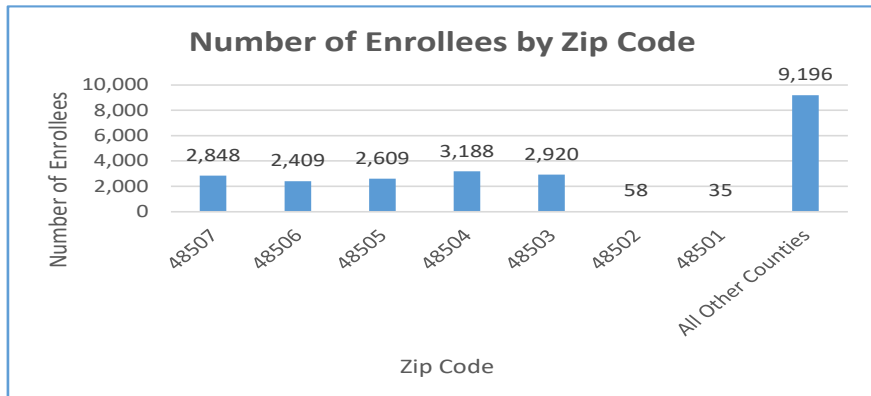
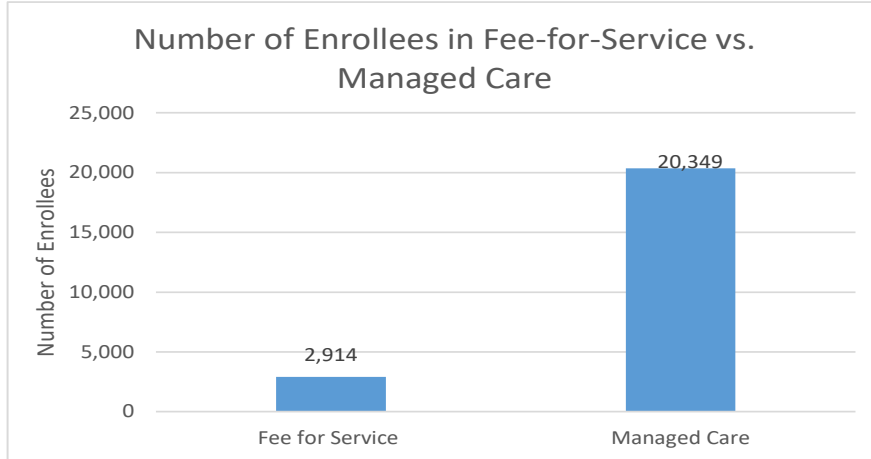


## Flint Waiver Progress Report

Tuesday, May 28, 2024

### Health Plan Enrollment

Provider Name	COUNT Member ID	Percent of Total Enrollment
Aetna Better Health of Michigan	21	0.1%
BLUE CROSS COMPLETE	3,191	15.7%
HAP CareSource	496	2.4%
MCLAREN HEALTH PLAN	4,780	23.5%
MERIDIAN HEALTH PLAN OF MICHIGAN	4,089	20.1%
MOLINA HEALTHCARE OF MICHIGAN	6,288	30.9%
PRIORITY HLTH GOV PROGRAMS INC	84	0.4%
UnitedHealthcare Community Plan	1,365	6.7%
UPPER PENINSULA HLTH PLAN INC	34	0.2%
	<b>20,348</b>	<b>100.0%</b>



### Application and Applicant Data (since 5/9/16)

Application Data	
Total Applications	<b>35,070</b>
Applicant Data	
Applicants approved non Flint MA Category	16,315
Applicants approved MAGI Flint Category	16,722
Applicants approved non-MAGI Flint Category	6,442
Applicants denied	162,123
Applicants pending:	2
<b>Total Applicants</b>	<b>201,604</b>

Application data is a running total and will not match enrollment data referenced on page 1 due to data system variances and normal monthly enrollment changes.