

## Flint Waiver Progress Report

Tuesday, June 25, 2024

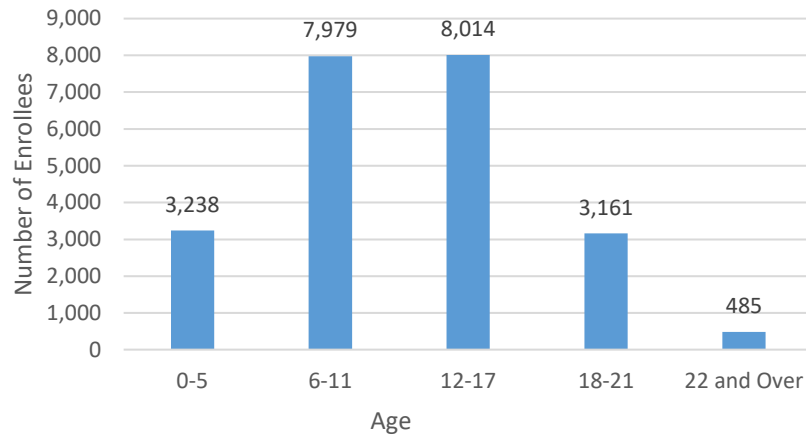
**TOTAL ENROLLEES: 22,877**

### Enrollment Breakdown

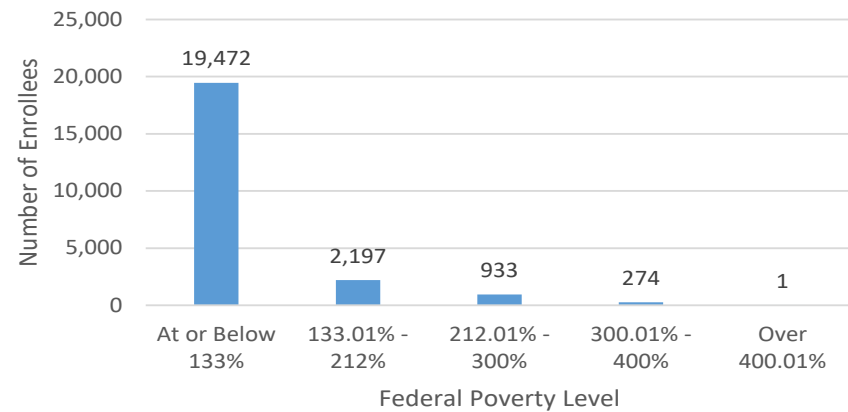
Gender		Pregnant Women and Under 21	
Male	11,484	Pregnant Women	344
Female	11,393	Under 21	22,533

Existing and New Enrollees		Type of Coverage	
Existing*	17,404	Full Coverage	22,832
New	5,473	Limited Coverage	35
<i>*Existing refers to people already enrolled as of 5/9/2016.</i>		Spenddown	10

#### Number of Enrollees by Age



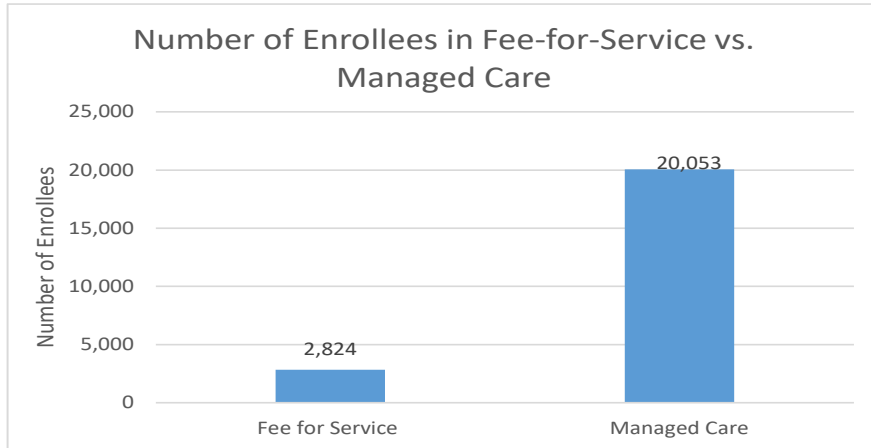
#### Number of Enrollees by Federal Poverty Level



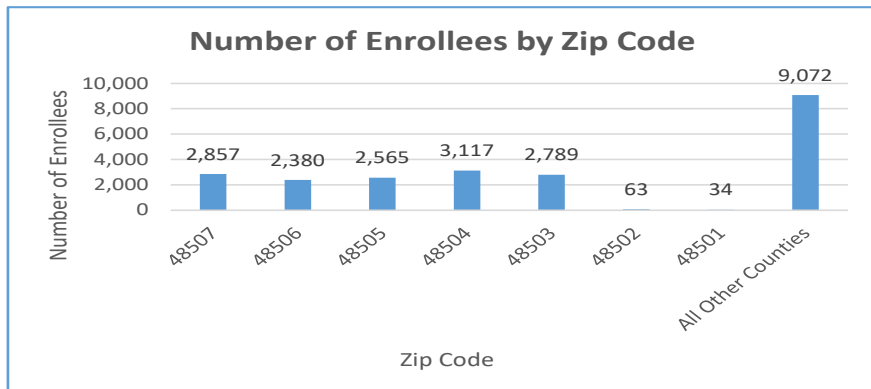
## Flint Waiver Progress Report

Tuesday, June 25, 2024

### Health Plan Enrollment



Provider Name	COUNT Member ID	Percent of Total Enrollment
Aetna Better Health of Michigan	22	0.1%
BLUE CROSS COMPLETE	3,157	15.7%
HAP CareSource	502	2.5%
MCLAREN HEALTH PLAN	4,727	23.6%
MERIDIAN HEALTH PLAN OF MICHIGAN	3,991	19.9%
MOLINA HEALTHCARE OF MICHIGAN	6,193	30.9%
PRIORITY HLTH GOV PROGRAMS INC	82	0.4%
UnitedHealthcare Community Plan	1,345	6.7%
UPPER PENINSULA HLTH PLAN INC	34	0.2%
	<b>20,053</b>	<b>100.0%</b>



Application Data	
Total Applications	<b>35,252</b>
Applicant Data	
Applicants approved non Flint MA Category	16,355
Applicants approved MAGI Flint Category	16,848
Applicants approved non-MAGI Flint Category	6,494
Applicants denied	164,673
Applicants pending:	1
<b>Total Applicants</b>	<b>204,371</b>

### Application and Applicant Data (since 5/9/16)

Application data is a running total and will not match enrollment data referenced on page 1 due to data system variances and normal monthly enrollment changes.