

## Flint Waiver Progress Report

Thursday, August 29, 2024

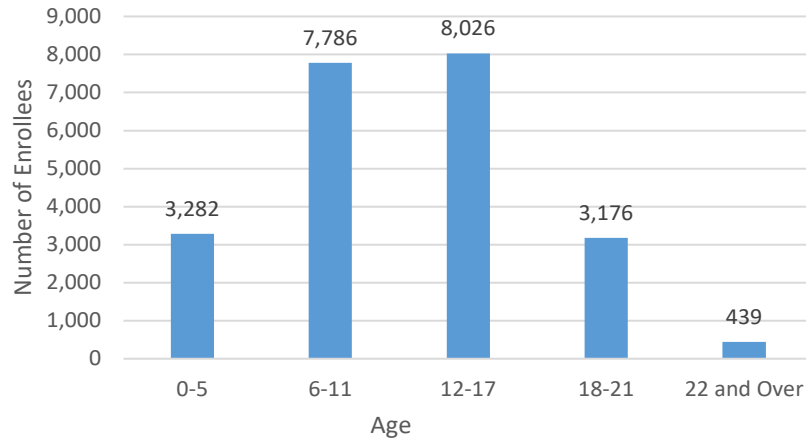
**TOTAL ENROLLEES: 22,709**

### Enrollment Breakdown

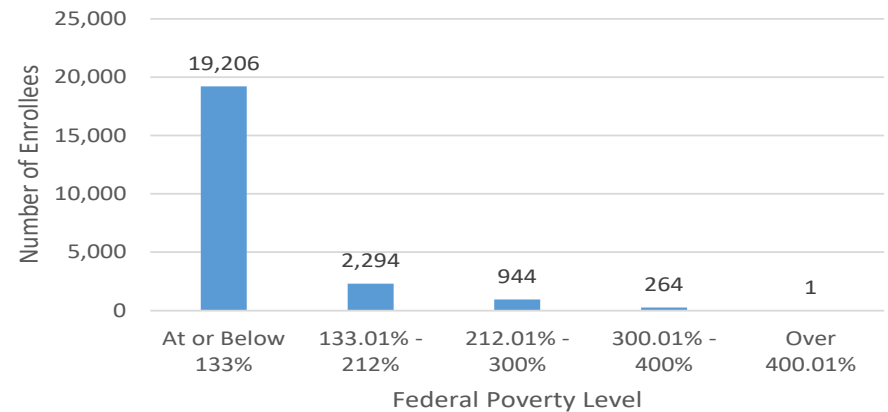
Gender		Pregnant Women and Under 21	
Male	11,372	Pregnant Women	361
Female	11,337	Under 21	22,348

Existing and New Enrollees		Type of Coverage	
Existing*	17,185	Full Coverage	22,663
New	5,524	Limited Coverage	33
<i>*Existing refers to people already enrolled as of 5/9/2016.</i>		Spenddown	13

**Number of Enrollees by Age**



**Number of Enrollees by Federal Poverty Level**

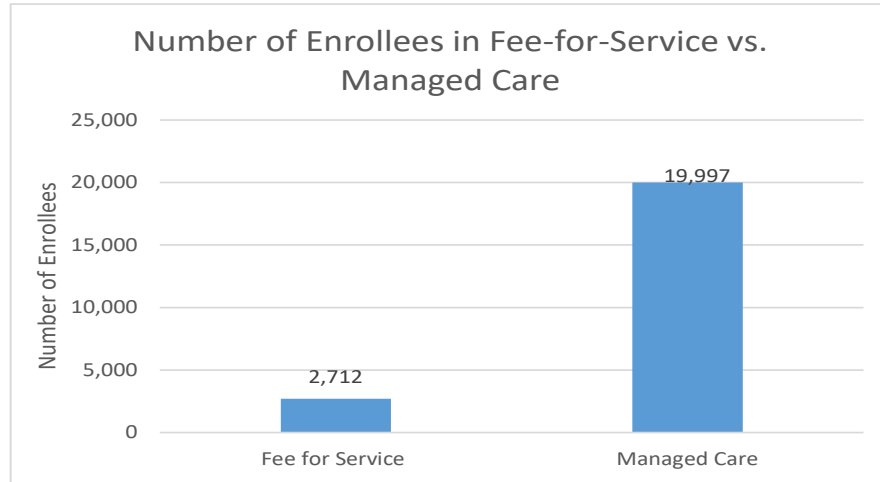


## Flint Waiver Progress Report

Thursday, August 29, 2024

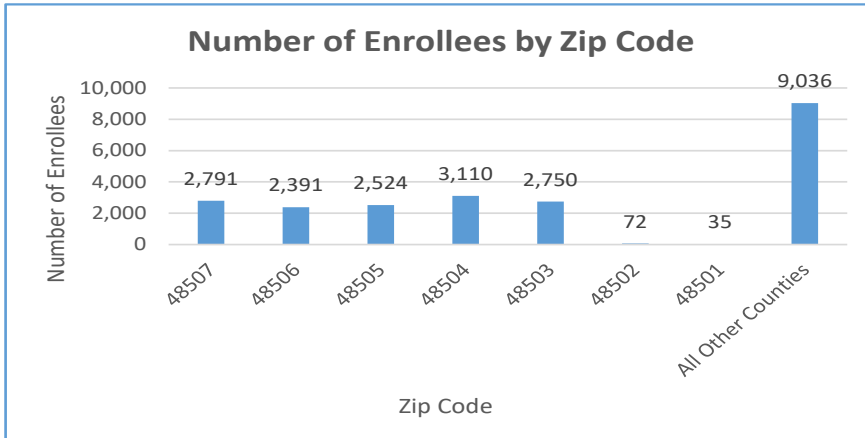
### Health Plan Enrollment

Provider Name	COUNT Member ID	Percent of Total Enrollment
Aetna Better Health of Michigan	20	0.1%
BLUE CROSS COMPLETE	3,261	16.3%
HAP CareSource	510	2.6%
MCLAREN HEALTH PLAN	4,686	23.4%
MERIDIAN HEALTH PLAN OF MICHIGAN	3,940	19.7%
MOLINA HEALTHCARE OF MICHIGAN	6,129	30.7%
PRIORITY HLTH GOV PROGRAMS INC	86	0.4%
UnitedHealthcare Community Plan	1,332	6.7%
UPPER PENINSULA HLTH PLAN INC	32	0.2%
	<b>19,996</b>	<b>100.0%</b>



### Application and Applicant Data (since 5/9/16)

Application Data	
Total Applications	<b>35,753</b>
Applicant Data	
Applicants approved non Flint MA Category	16,468
Applicants approved MAGI Flint Category	16,863
Applicants approved non-MAGI Flint Category	6,661
Applicants denied	170,595
Applicants pending:	1
<b>Total Applicants</b>	<b>210,588</b>



Application data is a running total and will not match enrollment data referenced on page 1 due to data system variances and normal monthly enrollment changes.