

Flint Waiver Progress Report

Monday, September 30, 2024

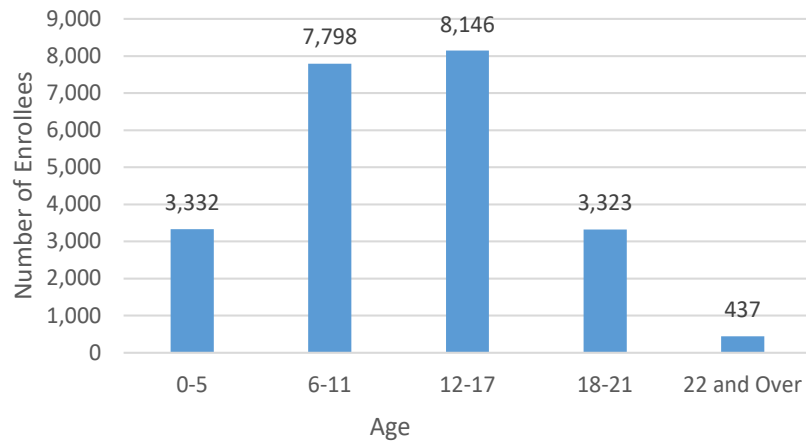
TOTAL ENROLLEES: 23,036

Enrollment Breakdown

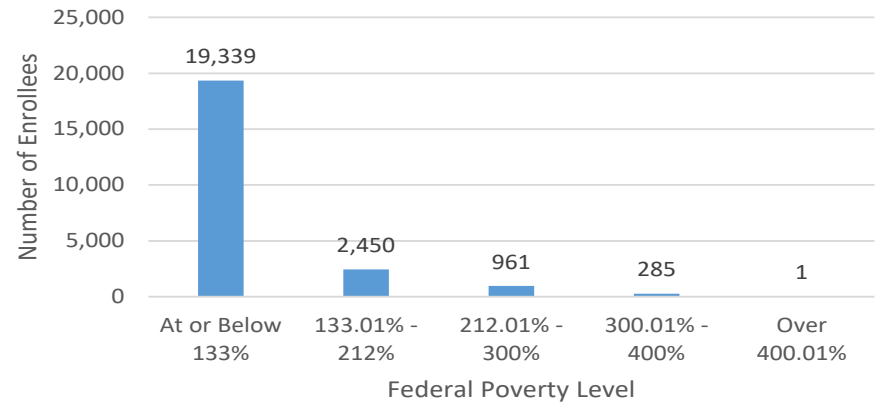
Gender		Pregnant Women and Under 21	
Male	11,501	Pregnant Women	370
Female	11,535	Under 21	22,666

Existing and New Enrollees		Type of Coverage	
Existing*	17,533	Full Coverage	22,993
New	5,378	Limited Coverage	32
<i>*Existing refers to people already enrolled as of 5/9/2016.</i>		Spenddown	11

Number of Enrollees by Age



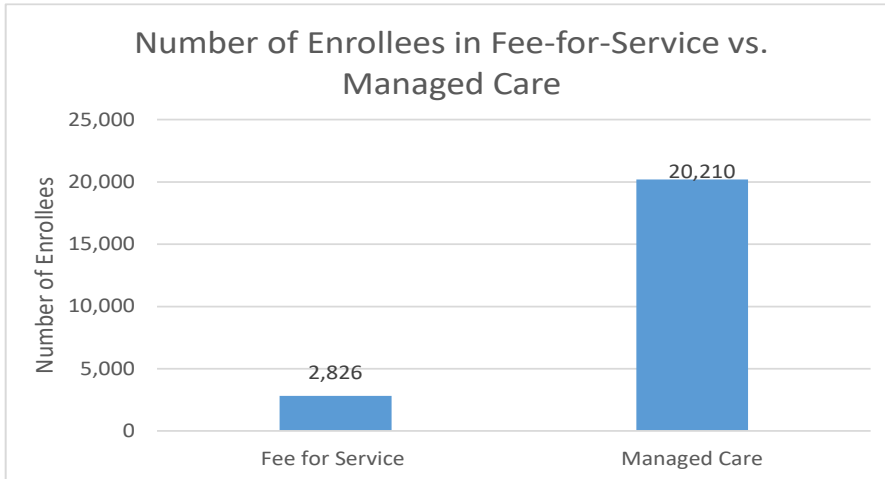
Number of Enrollees by Federal Poverty Level



Flint Waiver Progress Report

Monday, September 30, 2024

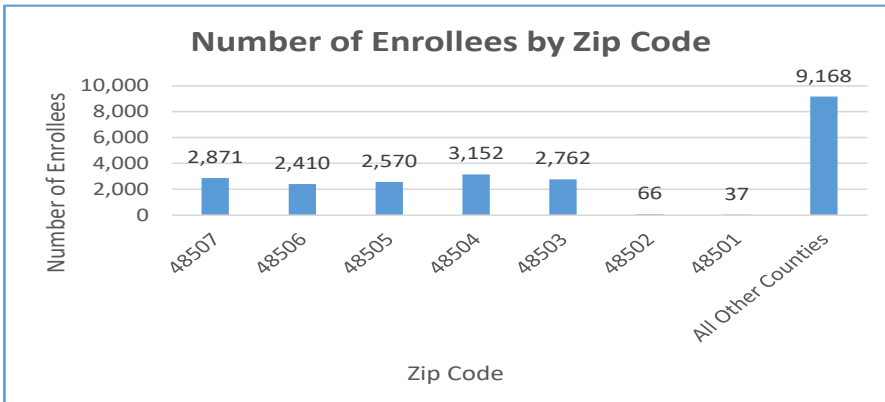
Health Plan Enrollment



Provider Name	COUNT Member ID	Percent of Total Enrollment
Aetna Better Health of Michigan	19	0.1%
BLUE CROSS COMPLETE	3,320	16.4%
HAP CareSource	501	2.5%
MCLAREN HEALTH PLAN	4,741	23.5%
MERIDIAN HEALTH PLAN OF MICHIGAN	3,974	19.7%
MOLINA HEALTHCARE OF MICHIGAN	6,203	30.7%
PRIORITY HLTH GOV PROGRAMS INC	88	0.4%
UnitedHealthcare Community Plan	1,331	6.6%
UPPER PENINSULA HLTH PLAN INC	32	0.2%
	20,209	100.0%

Application and

Applicant Data (since 5/9/16)



Application Data	
Total Applications	36,006
Applicant Data	
Applicants approved non Flint MA Category	16,498
Applicants approved MAGI Flint Category	16,865
Applicants approved non-MAGI Flint Category	6,762
Applicants denied	173,740
Applicants pending:	2
Total Applicants	213,867

Application data is a running total and will not match enrollment data referenced on page 1 due to data system variances and normal monthly enrollment changes.