

Flint Waiver Progress Report

Monday, October 30, 2023

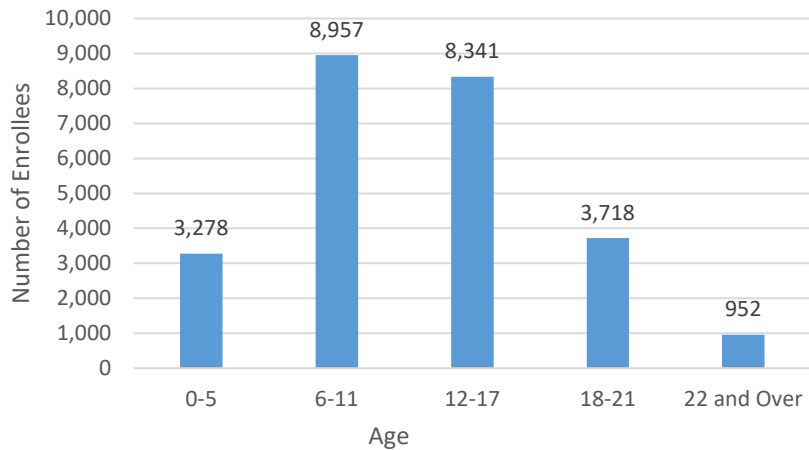
TOTAL ENROLLEES: 25,246

Enrollment Breakdown

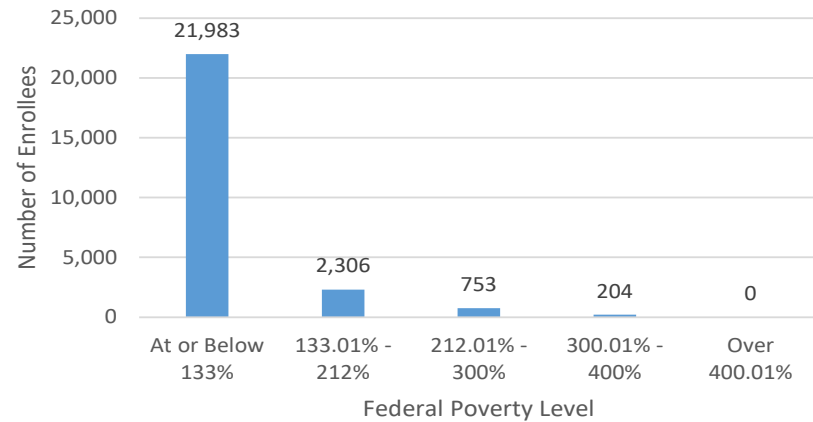
Gender		Pregnant Women and Under 21	
Male	12,778	Pregnant Women	325
Female	12,468	Under 21	24,921

Existing and New Enrollees		Type of Coverage	
Existing*	19,457	Full Coverage	25,174
New	5,464	Limited Coverage	59
<i>*Existing refers to people already enrolled as of 5/9/2016.</i>		Spenddown	13

Number of Enrollees by Age



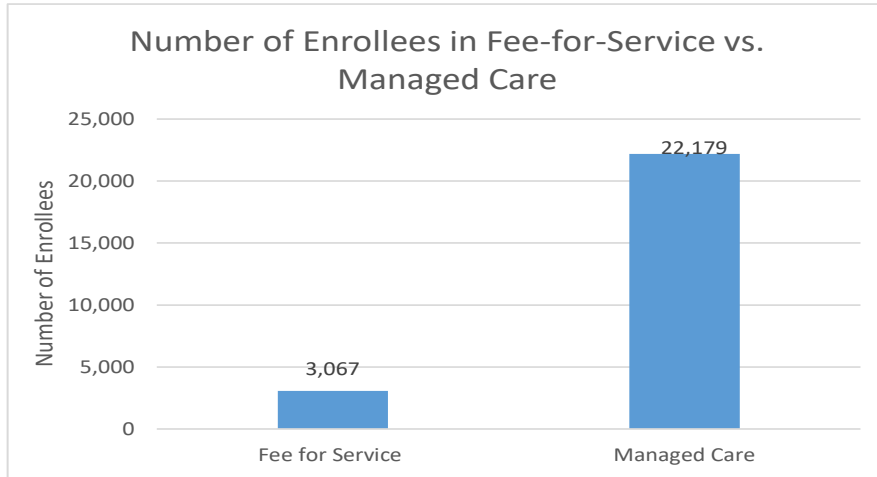
Number of Enrollees by Federal Poverty Level



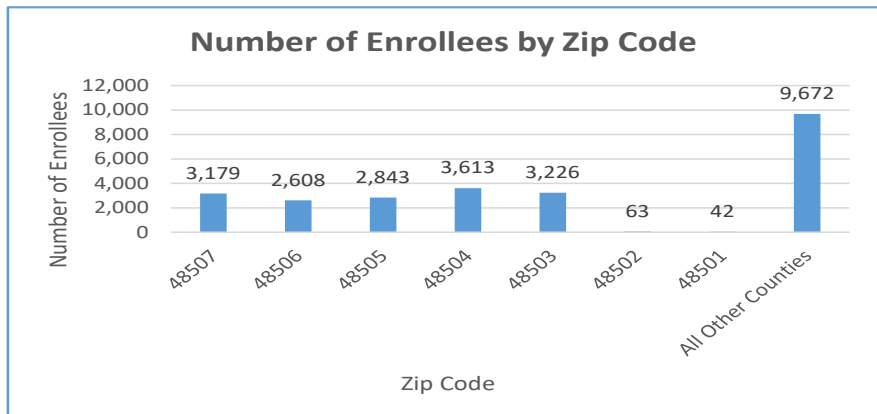
Flint Waiver Progress Report

Monday, October 30, 2023

Health Plan Enrollment



Provider Name	COUNT Member ID	Percent of Total Enrollment
Aetna Better Health of Michigan	21	0.1%
BLUE CROSS COMPLETE	3,489	15.7%
HAP EMPOWERED	532	2.4%
MCLAREN HEALTH PLAN	5,199	23.4%
MERIDIAN HEALTH PLAN OF MICHIGAN	4,447	20.1%
MOLINA HEALTHCARE OF MICHIGAN	6,888	31.1%
PRIORITY HLTH GOV PROGRAMS INC	84	0.4%
UnitedHealthcare Community Plan	1,483	6.7%
UPPER PENINSULA HLTH PLAN INC	36	0.2%
	22,179	100.0%



Application and Applicant Data (since 5/9/16)

Application Data	
Total Applications	33,370
Applicant Data	
Applicants approved non Flint MA Category	15,417
Applicants approved MAGI Flint Category	15,589
Applicants approved non-MAGI Flint Category	6,018
Applicants denied	143,907
Applicants pending:	15
Total Applicants	180,946

Application data is a running total and will not match enrollment data referenced on page 1 due to data system variances and normal monthly enrollment changes.