

Flint Waiver Progress Report

Thursday, October 31, 2024

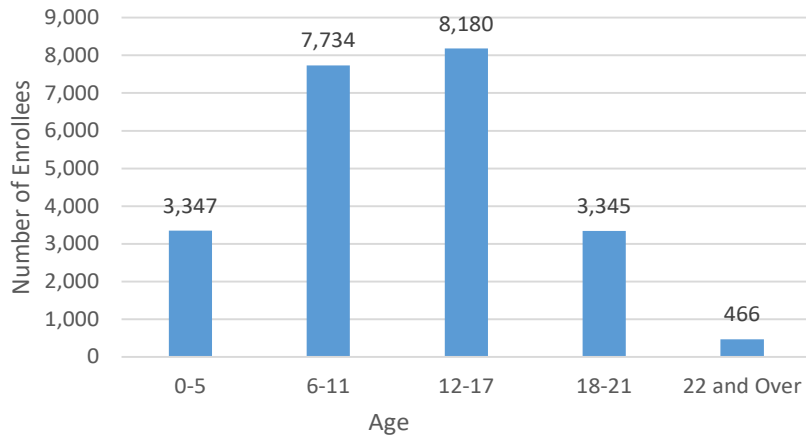
TOTAL ENROLLEES: 23,072

Enrollment Breakdown

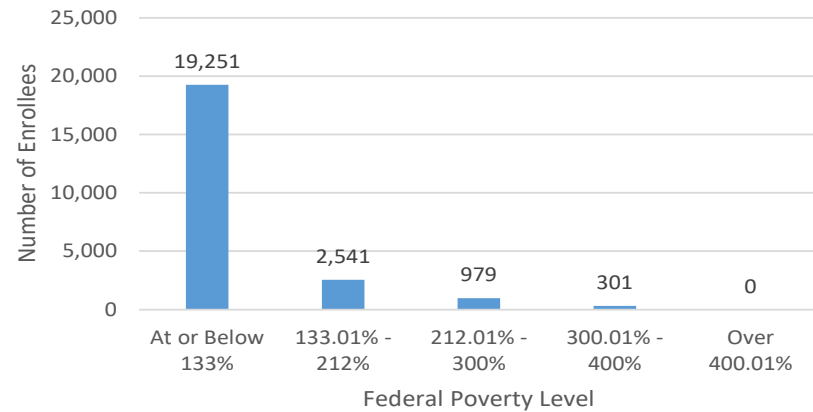
Gender		Pregnant Women and Under 21	
Male	11,493	Pregnant Women	386
Female	11,579	Under 21	22,686

Existing and New Enrollees		Type of Coverage	
Existing*	17,359	Full Coverage	23,026
New	5,713	Limited Coverage	33
<i>*Existing refers to people already enrolled as of 5/9/2016.</i>		Spenddown	13

Number of Enrollees by Age



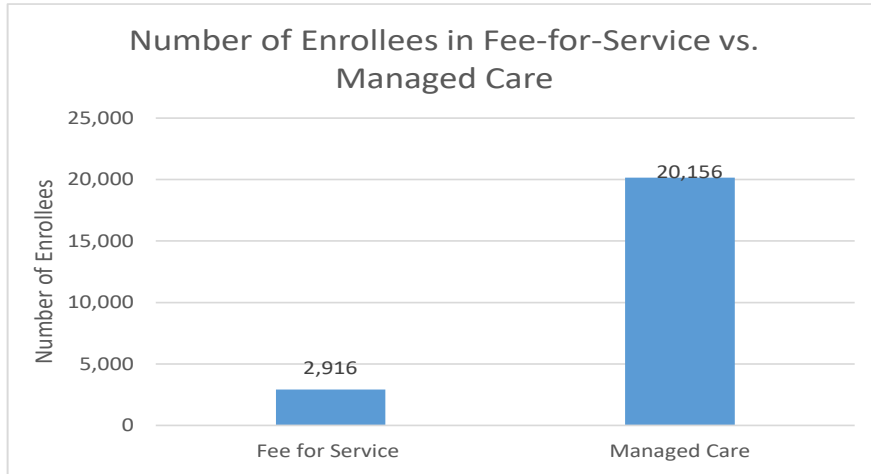
Number of Enrollees by Federal Poverty Level



Flint Waiver Progress Report

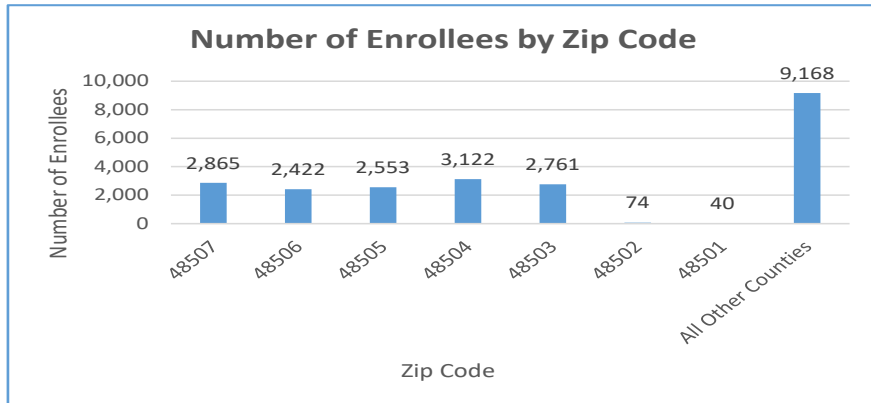
Thursday, October 31, 2024

Health Plan Enrollment



Provider Name	COUNT Member ID	Percent of Total Enrollment
Aetna Better Health of Michigan	35	0.2%
BLUE CROSS COMPLETE	3,390	16.8%
HAP CareSource	560	2.8%
MCLAREN HEALTH PLAN	4,793	23.8%
MERIDIAN HEALTH PLAN OF MICHIGAN	3,816	18.9%
MOLINA HEALTHCARE OF MICHIGAN	6,088	30.2%
PRIORITY HLTH GOV PROGRAMS INC	134	0.7%
UnitedHealthcare Community Plan	1,308	6.5%
UPPER PENINSULA HLTH PLAN INC	31	0.2%
	20,155	100.0%

Application and Applicant Data (since 5/9/16)



Application Data	
Total Applications	36,232
Applicant Data	
Applicants approved non Flint MA Category	16,547
Applicants approved MAGI Flint Category	16,867
Applicants approved non-MAGI Flint Category	6,841
Applicants denied	176,821
Applicants pending:	4
Total Applicants	217,080

Application data is a running total and will not match enrollment data referenced on page 1 due to data system variances and normal monthly enrollment changes.