

## Flint Waiver Progress Report

Monday, November 25, 2024

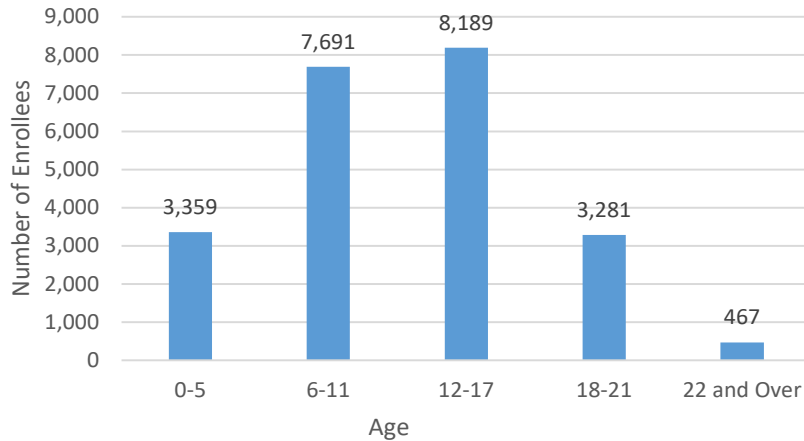
**TOTAL ENROLLEES: 22,987**

### Enrollment Breakdown

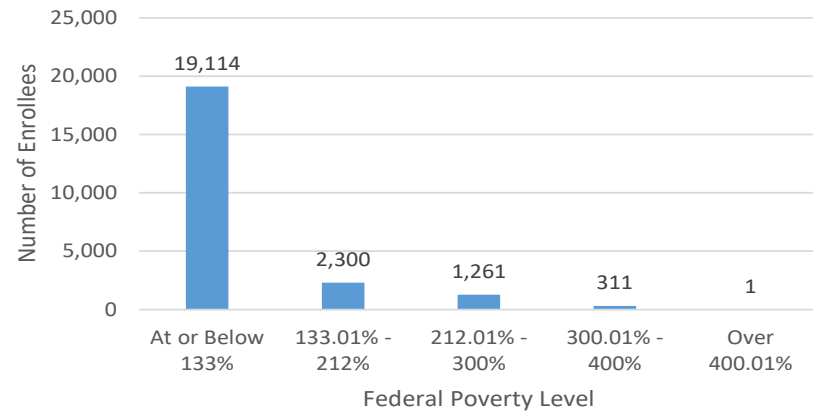
Gender		Pregnant Women and Under 21	
Male	11,463	Pregnant Women	385
Female	11,524	Under 21	22,598

Existing and New Enrollees		Type of Coverage	
Existing*	17,255	Full Coverage	22,943
New	5,728	Limited Coverage	32
<i>*Existing refers to people already enrolled as of 5/9/2016.</i>		Spenddown	12

**Number of Enrollees by Age**



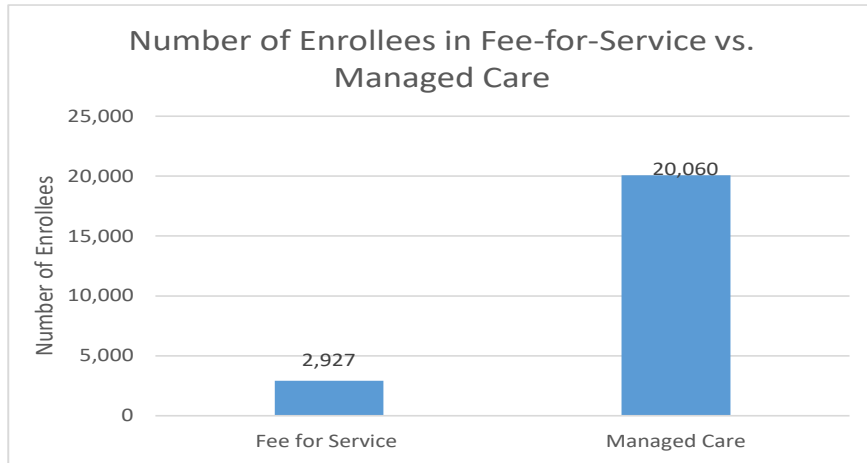
**Number of Enrollees by Federal Poverty Level**



## Flint Waiver Progress Report

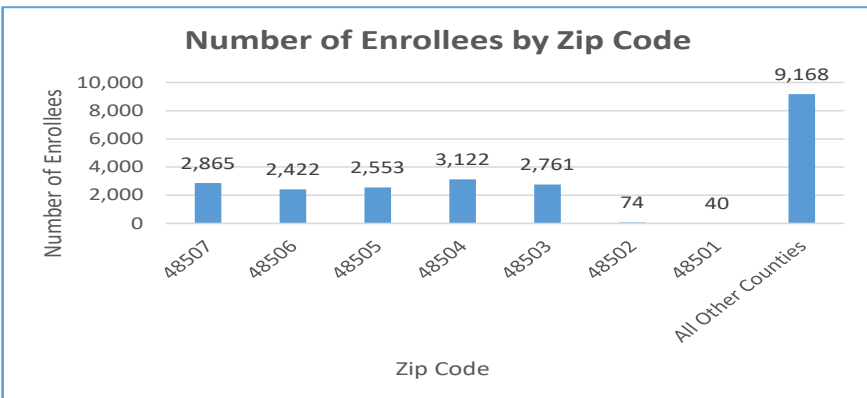
Monday, November 25, 2024

### Health Plan Enrollment



Provider Name	COUNT Member ID	Percent of Total Enrollment
Aetna Better Health of Michigan	36	0.2%
BLUE CROSS COMPLETE	3,382	16.9%
HAP CareSource	550	2.7%
MCLAREN HEALTH PLAN	4,789	23.9%
MERIDIAN HEALTH PLAN OF MICHIGAN	3,816	19.0%
MOLINA HEALTHCARE OF MICHIGAN	6,021	30.0%
PRIORITY HLTH GOV PROGRAMS INC	134	0.7%
UnitedHealthcare Community Plan	1,300	6.5%
UPPER PENINSULA HLTH PLAN INC	31	0.2%
	<b>20,059</b>	<b>100.0%</b>

### Application and Applicant Data (since 5/9/16)



Application Data	
Total Applications	36,499
Applicant Data	
Applicants approved non Flint MA Category	16,602
Applicants approved MAGI Flint Category	16,866
Applicants approved non-MAGI Flint Category	6,925
Applicants denied	179,843
Applicants pending:	2
<b>Total Applicants</b>	<b>220,238</b>

Application data is a running total and will not match enrollment data referenced on page 1 due to data system variances and normal monthly enrollment changes.