

Flint Waiver Progress Report

Wednesday, September 27, 2023

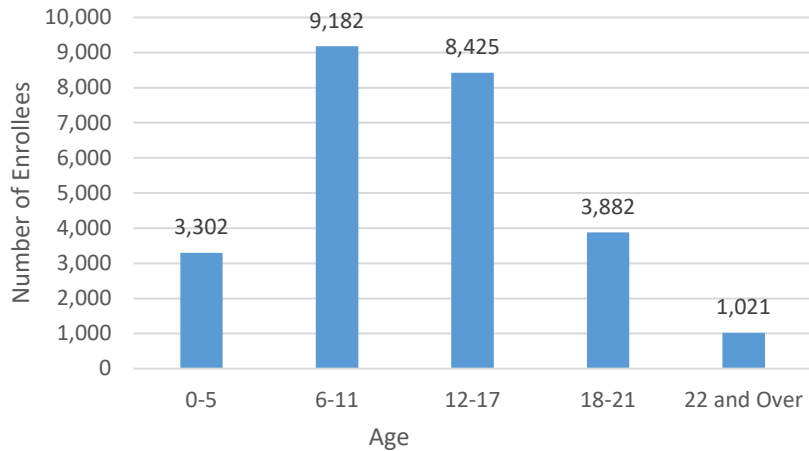
TOTAL ENROLLEES: 25,812

Enrollment Breakdown

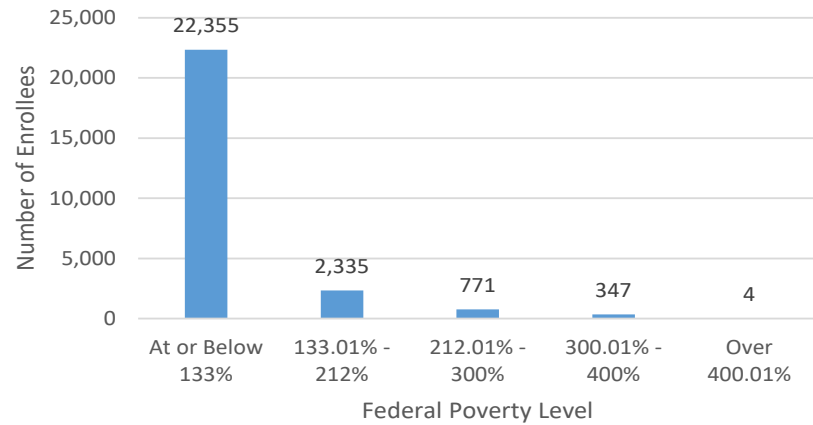
Gender		Pregnant Women and Under 21	
Male	13,105	Pregnant Women	309
Female	12,707	Under 21	25,503

Existing and New Enrollees		Type of Coverage	
Existing*	20,125	Full Coverage	25,571
New	5,687	Limited Coverage	56
<i>*Existing refers to people already enrolled as of 5/9/2016.</i>		Spenddown	5

Number of Enrollees by Age



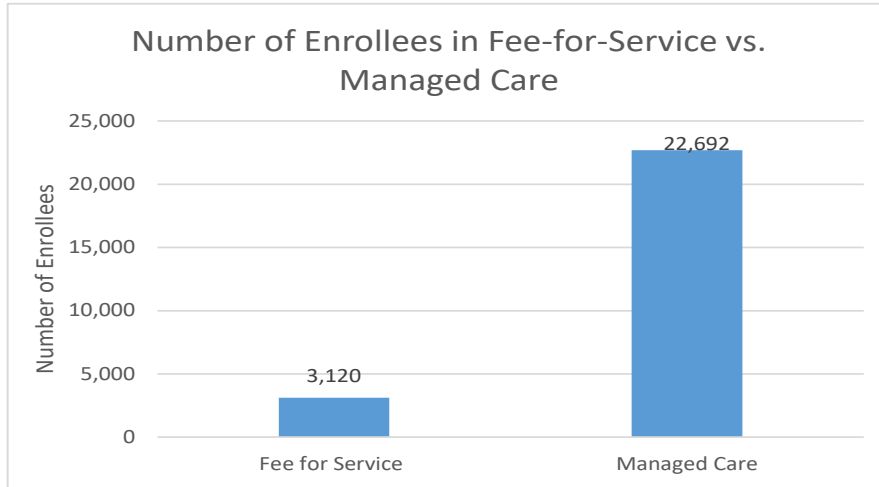
Number of Enrollees by Federal Poverty Level



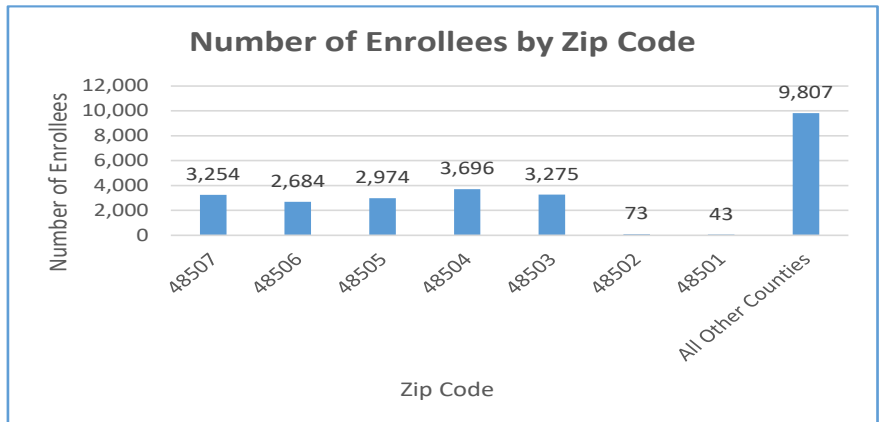
Flint Waiver Progress Report

Wednesday, September 27, 2023

Health Plan Enrollment



Provider Name	COUNT Member ID	Percent of Total Enrollment
Aetna Better Health of Michigan	21	0.1%
BLUE CROSS COMPLETE	3,585	15.8%
HAP EMPOWERED	567	2.5%
MCLAREN HEALTH PLAN	5,257	23.2%
MERIDIAN HEALTH PLAN OF MICHIGAN	4,579	20.2%
MOLINA HEALTHCARE OF MICHIGAN	7,035	31.0%
PRIORITY HLTH GOV PROGRAMS INC	88	0.4%
UnitedHealthcare Community Plan	1,527	6.7%
UPPER PENINSULA HLTH PLAN INC	33	0.1%
	22,692	100.0%



Application and Applicant Data (since 5/9/16)

Application Data	
Total Applications	33,094
Applicant Data	
Applicants approved non Flint MA Category	15,313
Applicants approved MAGI Flint Category	15,447
Applicants approved non-MAGI Flint Category	5,950
Applicants denied	140,879
Applicants pending:	8
Total Applicants	177,597

Application data is a running total and will not match enrollment data referenced on page 1 due to data system variances and normal monthly enrollment changes.