

## Flint Waiver Progress Report

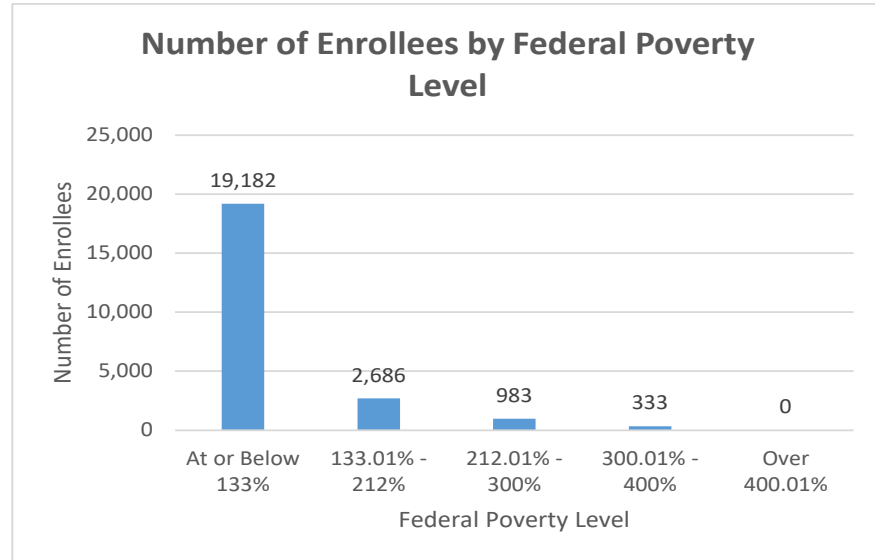
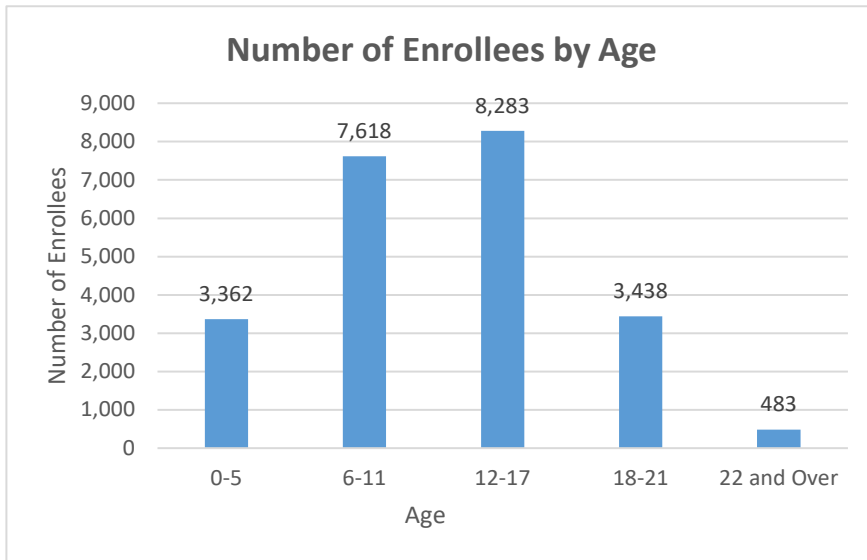
Tuesday, December 31, 2024

**TOTAL ENROLLEES: 23,184**

### Enrollment Breakdown

Gender		Pregnant Women and Under 21	
Male	11,560	Pregnant Women	399
Female	11,624	Under 21	22,782

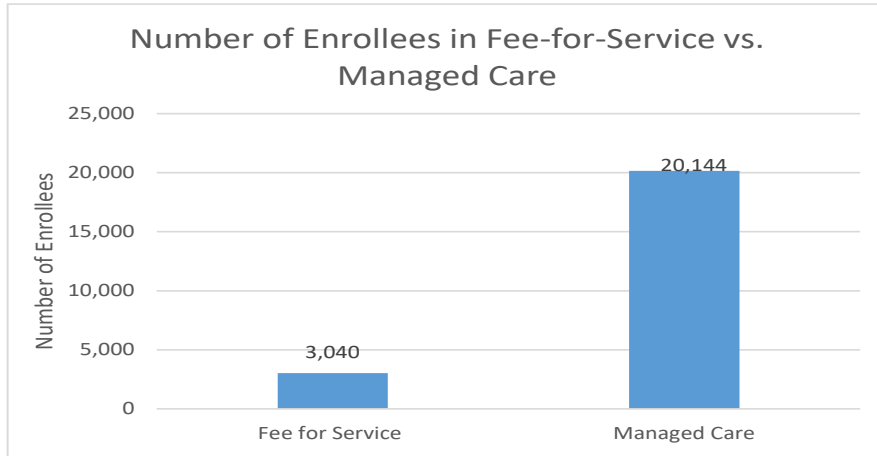
Existing and New Enrollees		Type of Coverage	
Existing*	17,305	Full Coverage	23,141
New	5,874	Limited Coverage	28
<i>*Existing refers to people already enrolled as of 5/9/2016.</i>		Spenddown	15



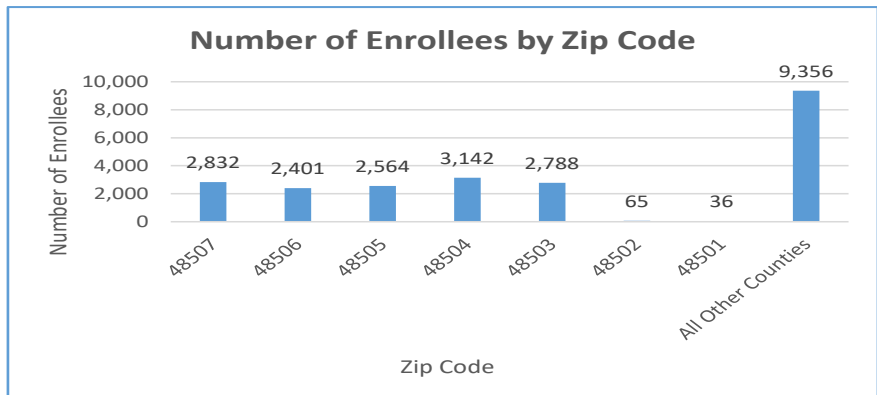
## Flint Waiver Progress Report

Tuesday, December 31, 2024

### Health Plan Enrollment



Provider Name	COUNT Member ID	Percent of Total Enrollment
Aetna Better Health of Michigan	37	0.2%
BLUE CROSS COMPLETE	3,436	17.1%
HAP CareSource	551	2.7%
MCLAREN HEALTH PLAN	4,785	23.8%
MERIDIAN HEALTH PLAN OF MICHIGAN	3,829	19.0%
MOLINA HEALTHCARE OF MICHIGAN	6,036	30.0%
PRIORITY HLTH GOV PROGRAMS INC	131	0.7%
UnitedHealthcare Community Plan	1,307	6.5%
UPPER PENINSULA HLTH PLAN INC	31	0.2%
	<b>20,143</b>	<b>100.0%</b>



### Application and Applicant Data (since 5/9/16)

Application Data	
<b>Total Applications</b>	<b>36,724</b>
Applicant Data	
Applicants approved non Flint MA Category	16,630
Applicants approved MAGI Flint Category	16,850
Applicants approved non-MAGI Flint Category	7,071
Applicants denied	183,189
Applicants pending:	1
<b>Total Applicants</b>	<b>223,741</b>

Application data is a running total and will not match enrollment data referenced on page 1 due to data system variances and normal monthly enrollment changes.