

## Flint Waiver Progress Report

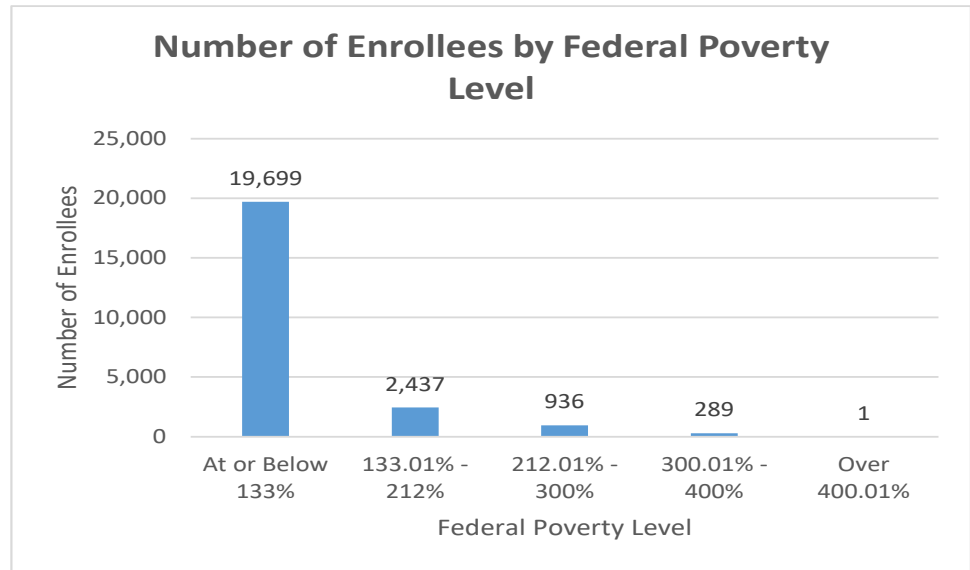
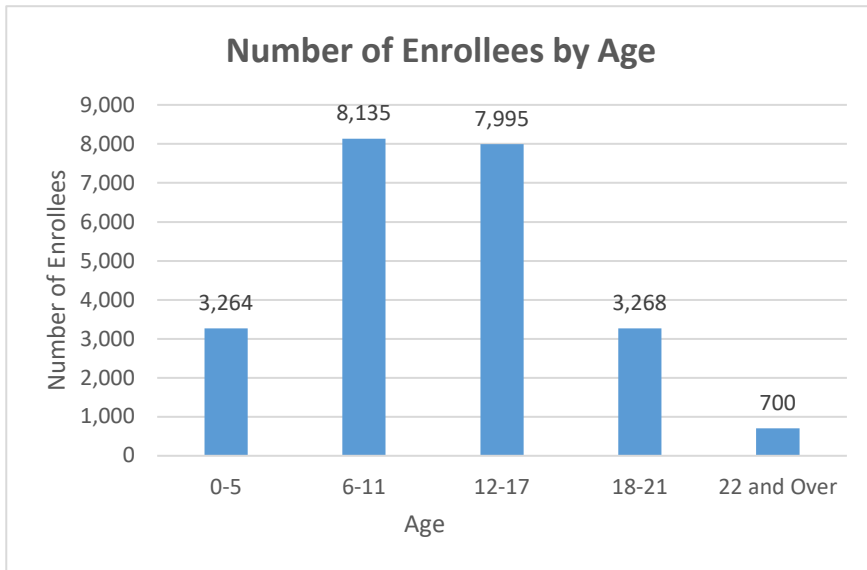
Monday, April 30, 2024

**TOTAL ENROLLEES: 23,362**

### Enrollment Breakdown

Gender		Pregnant Women and Under 21	
Male	11,669	Pregnant Women	349
Female	11,693	Under 21	23,013

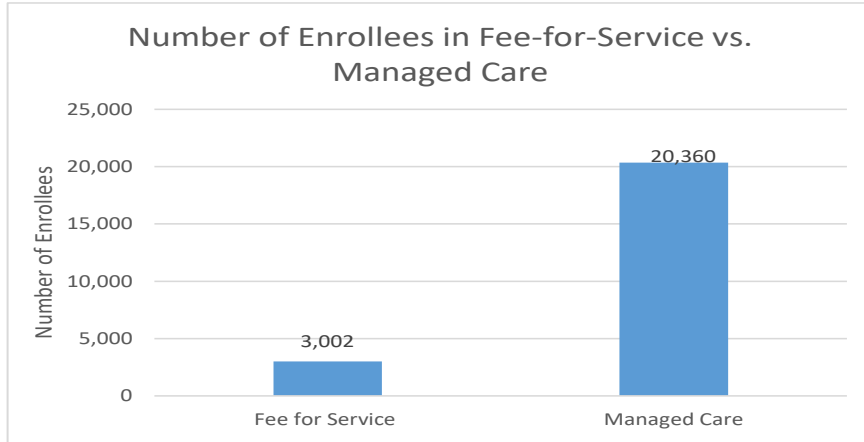
Existing and New Enrollees		Type of Coverage	
Existing*	17,833	Full Coverage	23,304
New	5,526	Limited Coverage	40
<i>*Existing refers to people already enrolled as of 5/9/2016.</i>		Spenddown	18



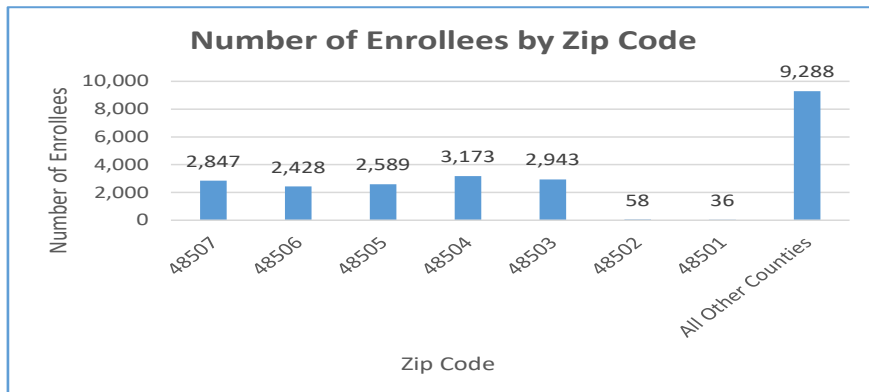
## Flint Waiver Progress Report

Monday, April 30, 2024

### Health Plan Enrollment



Provider Name	COUNT Member ID	Percent of Total Enrollment
Aetna Better Health of Michigan	22	0.1%
BLUE CROSS COMPLETE	3,196	15.7%
HAP CareSource	486	2.4%
MCLAREN HEALTH PLAN	4,753	23.3%
MERIDIAN HEALTH PLAN OF MICHIGAN	4,117	20.2%
MOLINA HEALTHCARE OF MICHIGAN	6,282	30.9%
PRIORITY HLTH GOV PROGRAMS INC	84	0.4%
UnitedHealthcare Community Plan	1,385	6.8%
UPPER PENINSULA HLTH PLAN INC	34	0.2%
	<b>20,359</b>	<b>100.0%</b>



### Application and Applicant Data (since 5/9/16)

Application Data	
<b>Total Applications</b>	<b>34,802</b>
Applicant Data	
Applicants approved non Flint MA Category	16,232
Applicants approved MAGI Flint Category	16,553
Applicants approved non-MAGI Flint Category	6,391
Applicants denied	159,470
Applicants pending:	6
<b>Total Applicants</b>	<b>198,652</b>

Application data is a running total and will not match enrollment data referenced on page 1 due to data system variances and normal monthly enrollment changes.