



MDSS Updates

2022 COMMUNICABLE DISEASE CONFERENCE

EDWARD F. HARTWICK – MDHHS

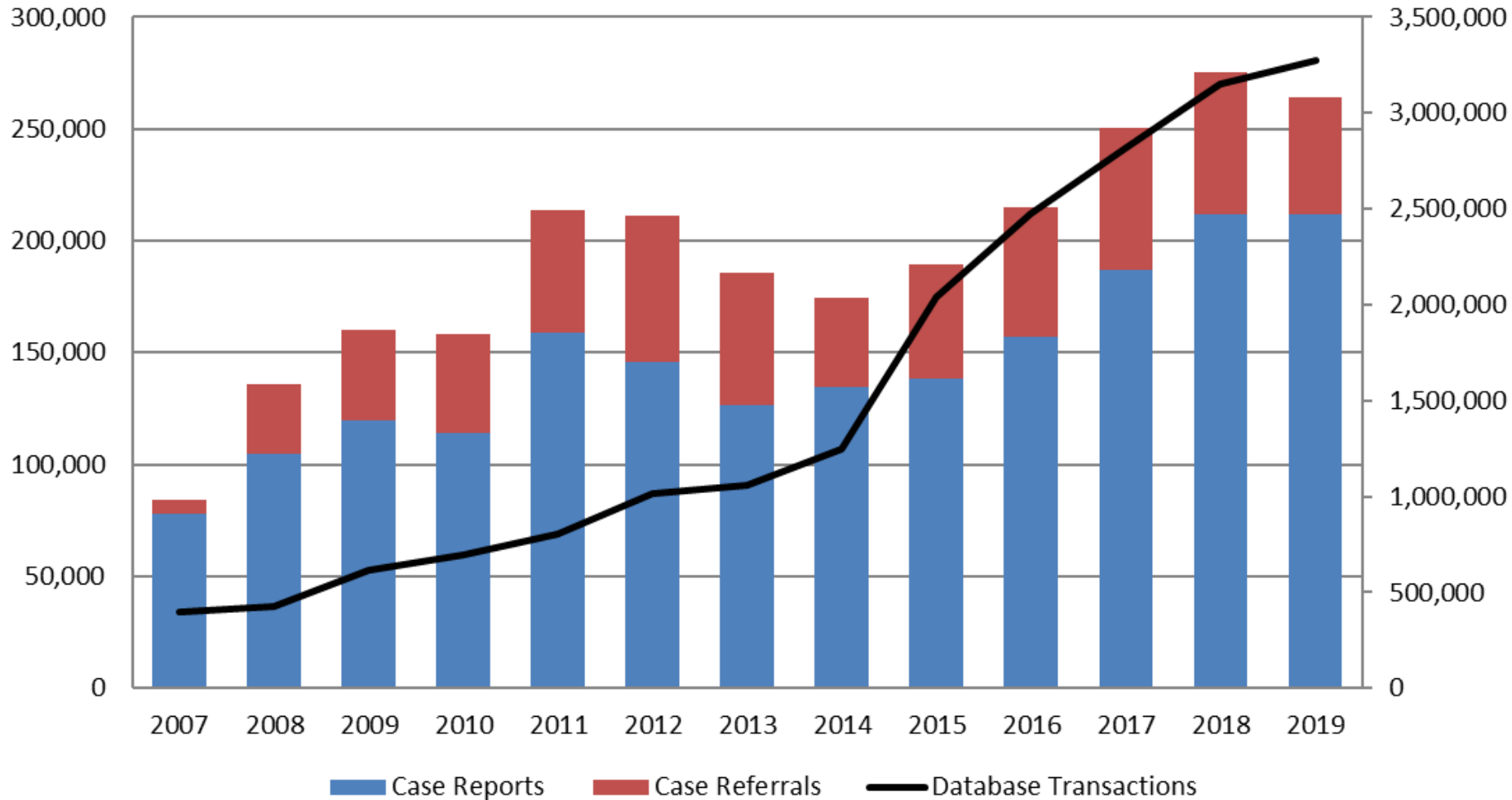
APRIL 19, 2022

MDSS System Use Statistics

Year	Referrals	Individual Case Reports	Transactions	Unique Log Ins
2007	83,876	77,686	400,000	----
2008	136,057	104,616	429,848	783
2009	160,326	119,843	618,731	893
2010	158,225	113,765	697,258	906
2011	213,639	159,185	803,092	982
2012	211,150	146,069	1,018,304	1,126
2013	185,362	126,812	1,059,023	1,155
2014	174,237	134,896	1,245,493	1,218
2015	189,131	138,363	2,037,237	1,255
2016	214,742	156,878	2,472,629	1,304
2017	250,504	187,064	2,819,662	1,352
2018	275,375	211,727	3,148,741	1,374
2019	264,336	211,985	3,277,287	1,512
2020	1,240,688	1,075,193	18,129,183	4,289
2021	1,849,289	1,652,382	27,716,273	4,029

MDSS System Use Statistics

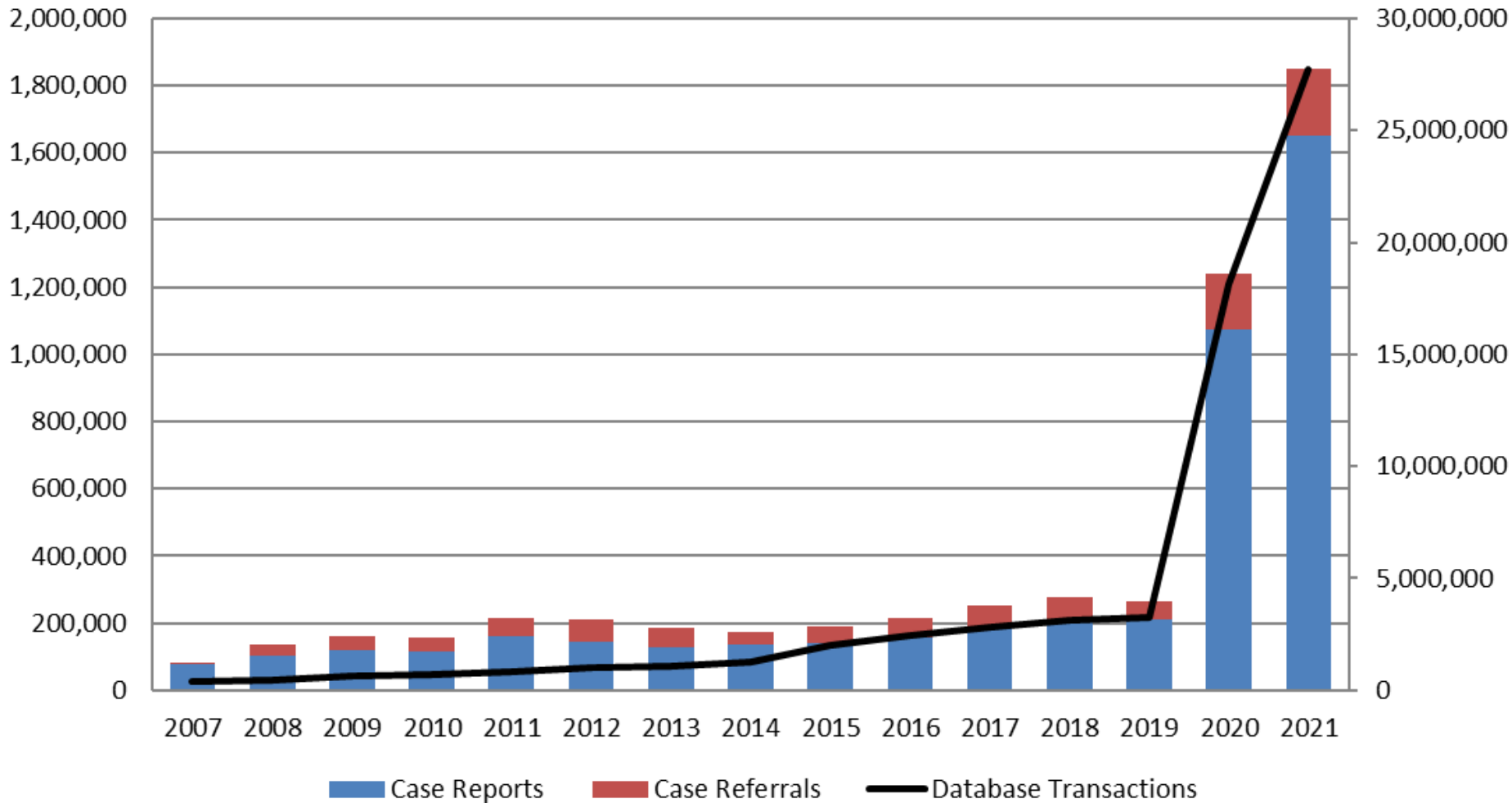
MDSS System Activity



Year	Unique User Log Ins
2007	---
2008	783
2009	893
2010	906
2011	982
2012	1,126
2013	1,155
2014	1,218
2015	1,255
2016	1,304
2017	1,352
2018	1,374
2019	1,512
2020	4,289
2021	4,029

MDSS System Use Statistics

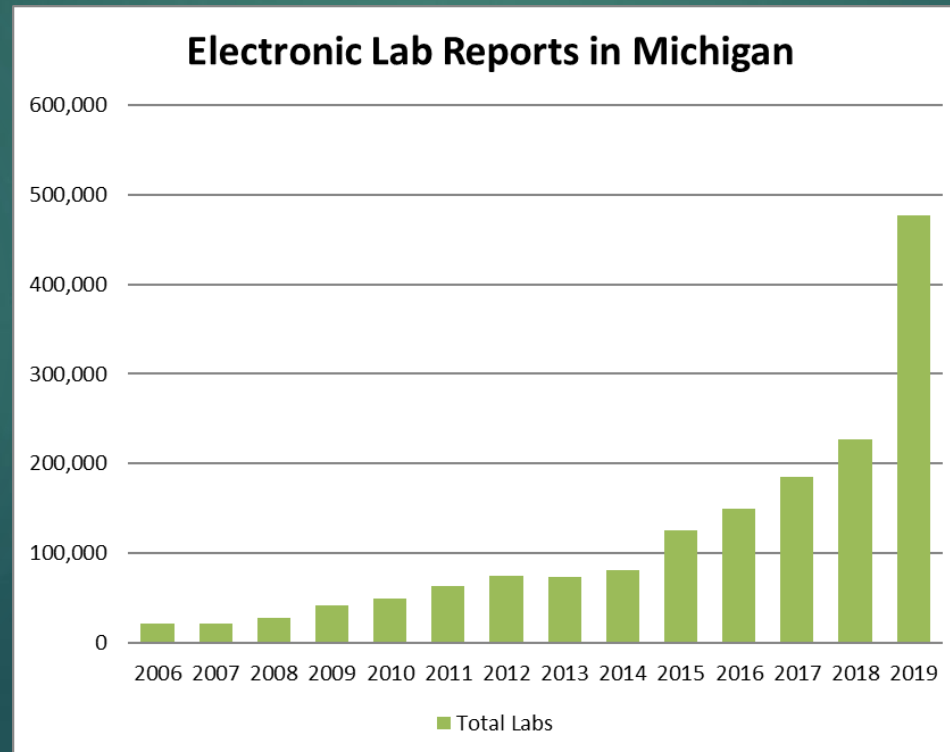
MDSS System Activity



Year	Unique User Log Ins
2007	----
2008	783
2009	893
2010	906
2011	982
2012	1,126
2013	1,155
2014	1,218
2015	1,255
2016	1,304
2017	1,352
2018	1,374
2019	1,512
2020	4,289
2021	4,029

MDSS Electronic Messaging

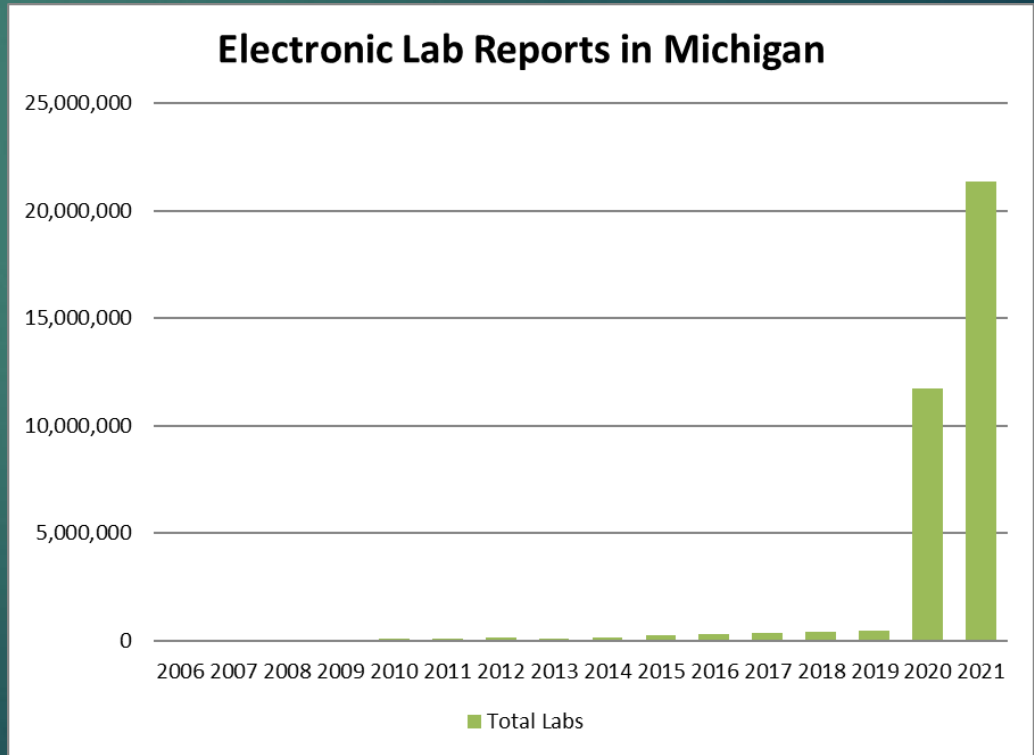
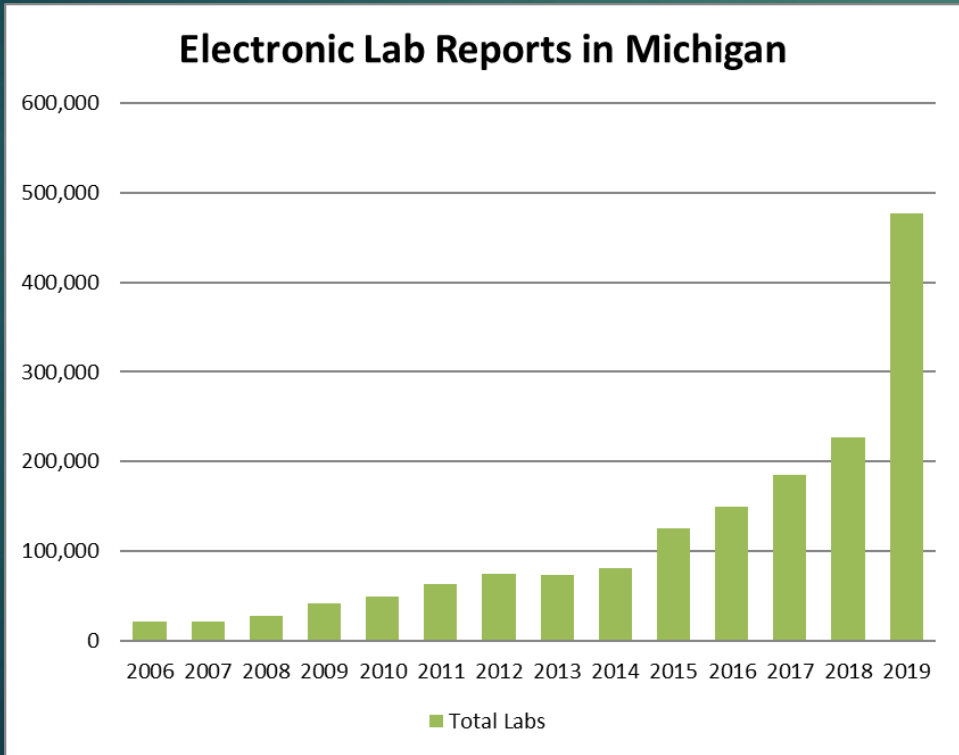
	2006	2007	2008	2009	2010	2011	2012	2013	2014	2015	2016	2017	2018	2019
Totals	20,880	20,670	27,548	41,176	49,421	63,662	74,884	72,600	80,436	125,294	150,011	185,211	226,313	477,173
Change from Previous		-1.01%	33.28%	49.47%	20.02%	28.82%	17.63%	-3.05%	10.79%	55.77%	19.73%	23.46%	22.19%	110.85%



MDSS Electronic Messaging



	2006	2007	2008	2009	2010	2011	2012	2013	2014	2015	2016	2017	2018	2019	2020	2021
Totals	20,880	20,670	27,548	41,176	49,421	63,662	74,884	72,600	80,436	125,294	150,011	185,211	226,313	477,173	11,758,183	21,371,794
Change from Previous		-1.01%	33.28%	49.47%	20.02%	28.82%	17.63%	-3.05%	10.79%	55.77%	19.73%	23.46%	22.19%	110.85%	2364.13%	81.76%



MDSS in 2021

- ▶ ELR and System usage continued to rise
 - ▶ The 100,000 labs/day mark was never broken in 2020, twice in 2021 and, 10 times in January 2022 during the omicron surge.
 - ▶ Most system statistics saw record numbers again
 - ▶ Current lows still several times higher than pre-pandemic.
 - ▶ Feb 2020/Feb 2022 comparison still shows 4-5x case volume, 10x transactions
- ▶ Moved back to monthly releases
 - ▶ Influenza automation
 - ▶ Case versioning
 - ▶ Date of Death

Upcoming Development in 2022

- ▶ Date of Death/Death Status updates
- ▶ eCR
- ▶ Multi-factor Authentication – May 4
- ▶ Transition to new application server hardware – Apr 27
- ▶ System development expected thru Summer 2022
 - ▶ After development cut-off, maintenance only

MDSS Modernization

- ▶ Phase 1 – Gathering Business Requirements/Gap Analysis by BerryDunn
 - ▶ December 2020 – April 2021
 - ▶ Final product is being used in the course of MDSS Modernization
 - ▶ Big THANK YOU to all you were able to participate
- ▶ Phase 2 – System Redevelopment
 - ▶ Began March 2021
 - ▶ Contract Awarded to Altarum Institute
 - ▶ Funded by CDC ELC Enhanced Detection Grant

MDSS Modernization

- ▶ Modernization of MDSS
 - ▶ Replace existing architecture with modern architecture
 - ▶ New user interface and modern design
 - ▶ More customizations at local levels – temporary form updates, case prioritization rules, auto-case assignment changes, etc.
 - ▶ More automation
 - ▶ Goal is to keep existing features that work well, improve those that can work better, and introduce new features as timeline can allow
 - ▶ Expect first releases to replace existing system functionality
 - ▶ Subsequent releases will add extended functionality

Questions?

Thank you!

