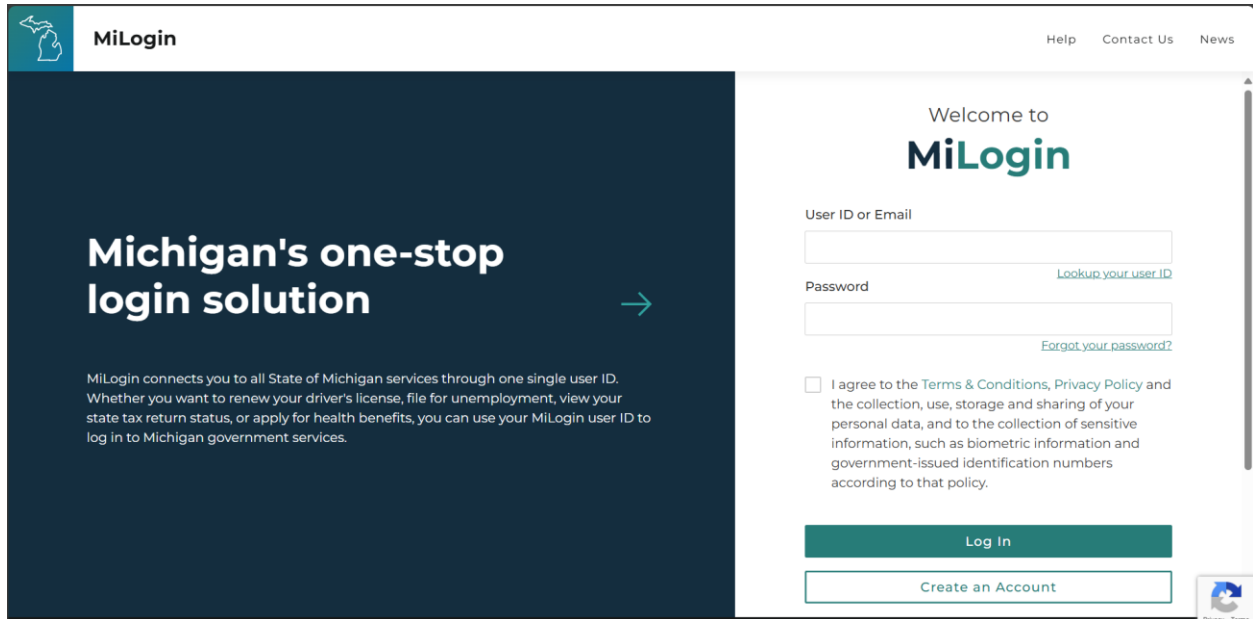


Access MiLogin using the following link: [MiLogin - Login](#)



**MiLogin**

Help Contact Us News

## Welcome to MiLogin

User ID or Email

Password [Lookup your user ID](#)

[Forgot your password?](#)

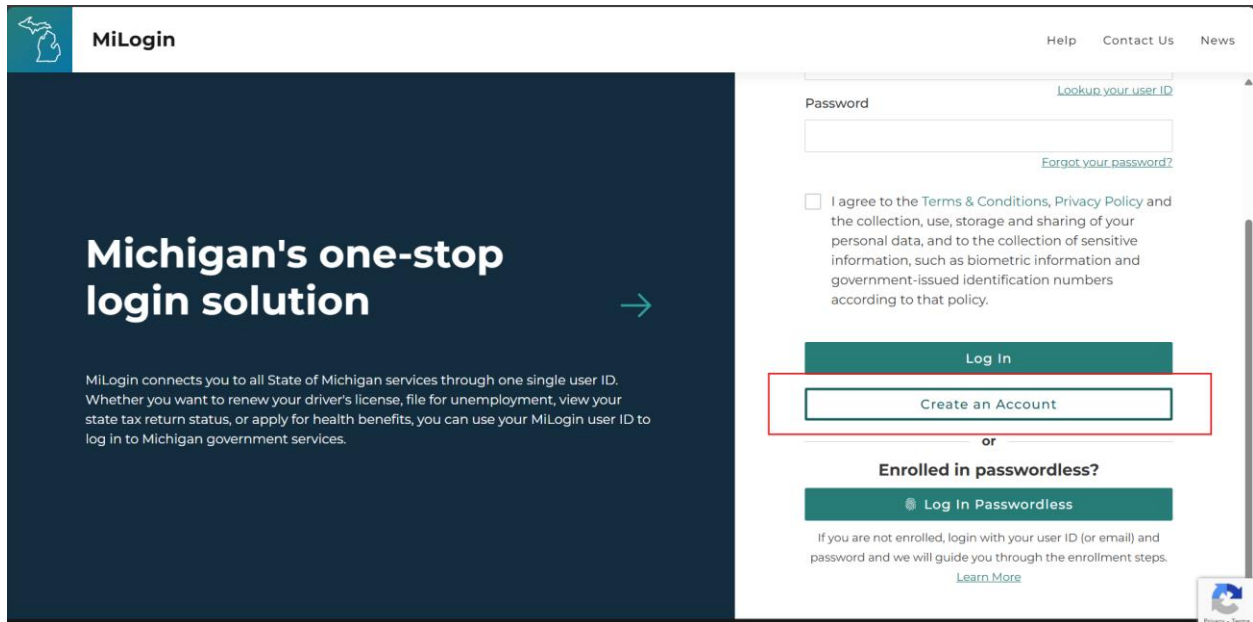
☐ I agree to the [Terms & Conditions](#), [Privacy Policy](#) and the collection, use, storage and sharing of your personal data, and to the collection of sensitive information, such as biometric information and government-issued identification numbers according to that policy.

Log In

Create an Account

[Privacy & Terms](#)

## 2. Create an account:



**MiLogin**

Help Contact Us News

## Michigan's one-stop login solution

MiLogin connects you to all State of Michigan services through one single user ID. Whether you want to renew your driver's license, file for unemployment, view your state tax return status, or apply for health benefits, you can use your MiLogin user ID to log in to Michigan government services.

[Lookup your user ID](#)

Password

[Forgot your password?](#)

☐ I agree to the [Terms & Conditions](#), [Privacy Policy](#) and the collection, use, storage and sharing of your personal data, and to the collection of sensitive information, such as biometric information and government-issued identification numbers according to that policy.

Log In

Create an Account

or


**Enrolled in passwordless?**

Log In Passwordless

If you are not enrolled, login with your user ID (or email) and password and we will guide you through the enrollment steps. [Learn More](#)

[Privacy & Terms](#)

## 3. Enter Email > Click 'Next Step'



MiLogin

[Help](#) [Contact Us](#) [News](#)

[< Back](#)

Step 1 of 8

Email verification

→

Enter your email

MiLogin is used for a variety of government services. If you've ever used any online services you might already have an account.


Email

We will never send you spam or share your information with anyone outside of the State of Michigan services you choose to access.


Next Step

Having Trouble?

[I don't have an email >](#)



4. Check your email. Enter your passcode sent by MiLogin to your email:



MiLogin

[Help](#) [Contact Us](#) [News](#)

[< Previous Step](#)

Step 2 of 8

Passcode verification

→

Enter your passcode


We have sent you a passcode to your email  
sa\*\*\*\*\*@gmail.com

Passcode

Next Step

[Resend Passcode](#)

5. Enter your information:

**MiLogin**

HelpContact UsNews

[< Previous Step](#)

Step 3 of 8

Profile Information

→

### Enter your information

First Name

Middle Initial (Optional)


Last NameSuffix (Optional)

--

☐ I agree to the [Terms & Conditions](#), [Privacy Policy](#) and the collection, use, storage and sharing of your personal data, and to the collection of sensitive information, such as biometric information and government-issued identification numbers according to that policy.

Next Step

6. Enter your phone number:

**MiLogin**

HelpContact UsNews

[< Previous Step](#)

Step 4 of 8


Phone number verification


→

### Enter your phone number

Your phone number is required for many state of Michigan services and can help us identify you and recover your account if you get locked out.

Phone Number


 +1

 You can skip this step if you'd like but we recommend adding your phone number for account security.

Next Step

[Skip this for now](#)

7. Create your user ID and Password:

**MiLogin**

[Help](#) [Contact Us](#) [News](#)

[< Previous Step](#)  
**Step 7 of 8**  
**User ID** [→](#)  
○○○○○○●○

### Create your user ID

The User ID is required to sign in, so choose something that you will remember and also follow our ID guidelines.

**ID Guidelines**


- ⚠ Must be at least 6 characters
- ⚠ Must start with upper or lower case letter
- ⚠ Must end with upper or lower case letter or a number
- ✓ Must not contain special characters including space but can contain only @, . and -.


User ID

  
[Next Step](#)

7. Access the Welcome Page > Click on Find Services:

Access your requested online services and search for more.

**Department of Technology, Management and Budget (DTMB)**  
Citizen Cybersecurity Training [>](#)

**Michigan Secretary of State (SOS)**  
Secretary of State Online Services [>](#)

**Add and verify your phone number**

Your phone number is required for many State of Michigan services, to login passwordless and can help us identify you and recover your account if you get locked out.


[Add >](#)

**Discover Online Services**

MiLogin is used to secure many **online services at the State of Michigan**. We are here to ensure your identity is safe and protected.

[Find Services >](#)

8. Search for the 'Primary Care Loan Repayment Program':

**MiLogin**

[Home](#) [Discover Online Services](#) [Help](#) [Contact Us](#) [News](#) [SASADLCBHLRP PCLRProgram](#) [▼](#)

[< Back to Home](#)

## Discover Online Services

From renewing vehicle plates to getting food assistance, find and access the services you need.

**Search for Services**

[×](#) [Search](#)

9. Select the Program:

### Primary Care Loan Repayment Program

The Primary Care Loan Repayment Program website is used by Citizens to submit the loan repayment application so that MDHHS staff can review the loan applicant's information and supporting documents to approve, waitlist, or reject the applications.



10. Review and Confirm the agreement > Click on Launch Service:



## Primary Care Loan Repayment Program

The Primary Care Loan Repayment Program website is used by Citizens to submit the loan repayment application so that MDHHS staff can review the loan applicant's information and supporting documents to approve, waitlist, or reject the applications.

**Please accept the Terms and Conditions to continue:**

### Terms & Conditions

State of Michigan Notice - PLEASE READ CAREFULLY. Unauthorized use of the system is prohibited and violators may be subject to criminal and civil penalties including disciplinary action up to and including dismissal. Clicking the OK button certifies that you have read and agree to comply with this standard, that you are an authorized user, and that you will use this system purposes only., This system is the property of the State of Michigan and is restricted to authorized users., This system is restricted to official state use as defined in 1340.00.130.02 Acceptable Use of Information Technology Standard as Revised. This computer system may be monitored and information examined, recorded, copied, and used for authorized purposes.

☒ I agree to the Terms & Conditions

Launch service

11. Click Launch Service :



## Primary Care Loan Repayment Program

The Primary Care Loan Repayment Program website is used by Citizens to submit the loan repayment application so that MDHHS staff can review the loan applicant's information and supporting documents to approve, waitlist, or reject the applications.



### Service successfully added

The service that you have requested is ready to launch.

[Launch service](#)

### 12. Access the Applications:

**Loan Repayment Programs**  
Michigan Department of Health and Human Services

Log Out

Welcome

Loan Repayment Programs  
Select a program to start application

<b>Michigan Opioid Treatment Access Loan Repayment Program (MIOTA)</b>	<b>Behavioral Health Loan Repayment Program (BHLRP)</b>	<b>Michigan State Loan Repayment Program (MSLRP)</b>
<a href="#">Click here to apply for (MIOTA)</a>	<a href="#">Click here to apply for (BHLRP)</a>	<a href="#">Click here to apply for (MSLRP)</a>