

State/Territory:
Michigan

Survey Year:
2020

Michigan EMS for Children Program 2020 EMS Agency Survey Results

Michigan Data Collection Numbers:

Number of Respondents: **279**

Number Surveyed: **784**

Response Rate: **35.6%**

Number of Records in Dataset (after data cleaning)*: **272**

*Data cleaning includes removing agencies that do not respond to 911 and duplicates, etc.

Performance Measures EMSC 02 and EMSC 03:

Number of Records Used in Performance Measure Calculation (see below): **272**

Performance Measure Exclusions*:

Indian Health Services or Tribal Agencies Participating: **0**, Military Facilities

Participating: **0**, Air-Only Agencies: **0**, or Water-Only Agencies: **0**.

* The agencies listed above are excluded from any final calculations related to the Performance Measures (see below). However, all states and/or territories were given the opportunity to survey these agencies for additional reporting based on state interest and need. Therefore, information from these agencies is included in all other data points.

Pediatric Emergency Care Coordinator (EMSC 02):

23.2%

(63/272)

(Exclusions See Above)

Use of Pediatric-Specific Equipment (EMSC 03):

25.4%

(69/272)

(Exclusions See Above)

A respondent needed to answer YES to "Having a designated individual who coordinates pediatric emergency care" in the survey to meet this measure.

See pg. 35 in the "EMSC for Children Performance Measures, Implementation Manual for State Partnership Grantees, Effective March 1st, 2017" for an explanation of the scoring.

*Response rate significantly lower than 2017-2018 year – shown on next page for comparison. Large increase in number of agencies surveyed this year however (2020) – COVID hit 1.5 months into the survey.

State/Territory:
Michigan

Survey Year:
2017-18

Michigan EMS for Children Program 2017-18 EMS Agency Survey Results

Michigan Data Collection Numbers:

Number of Respondents: **370**

Number Surveyed: **451**

Response Rate: **82.0%**

Number of Records in Dataset (after data cleaning)*: **357**

*Data cleaning includes removing agencies that do not respond to 911 and duplicates, etc.

Performance Measures EMSC 02 and EMSC 03:

Number of Records Used in Performance Measure Calculation (see below): **357**

Performance Measure Exclusions*:

Indian Health Services or Tribal Agencies Participating: **0**, Military Facilities

Participating: **0**, Air-Only Agencies: **0**, or Water-Only Agencies: **0**.

* The agencies listed above are excluded from any final calculations related to the Performance Measures (see below). However, all states and/or territories were given the opportunity to survey these agencies for additional reporting based on state interest and need. Therefore, information from these agencies is included in all other data points.

Pediatric Emergency Care Coordinator (EMSC 02):

29.4%

(105/357)

(Exclusions See Above)

Use of Pediatric-Specific Equipment (EMSC 03):

31.1%

(111/357)

(Exclusions See Above)

A respondent needed to answer YES to "Having a designated individual who coordinates pediatric emergency care" in the survey to meet this measure.

See pg. 35 in the "EMSC for Children Performance Measures, Implementation Manual for State Partnership Grantees, Effective March 1st, 2017" for an explanation of the scoring.

*Higher response rate from 2017-208 – but only 451 agencies surveyed that year – we have >800 agencies. We need to work on improving our response rate in the future to have more valuable data.

Michigan EMSC 02 - Pediatric Emergency Care Coordinator (PECC) Performance Measure Trending:

Trending Over Time:

There are many ways to measure improvement over time. On this page, you can see how your state performed for EMSC 02:

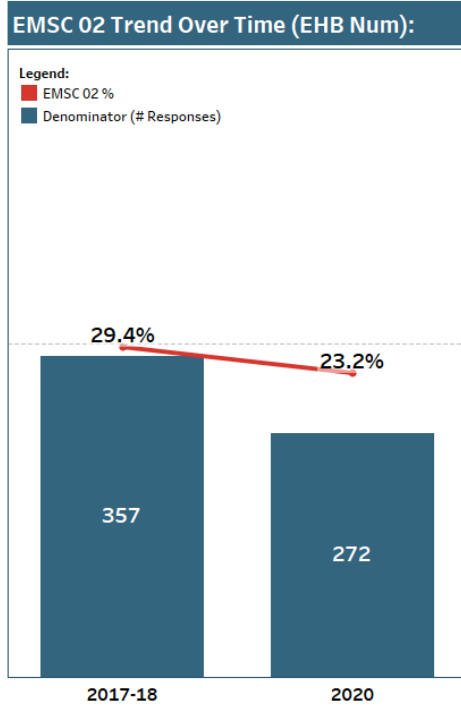
1) **Trend Over Time** - This looks at all respondents in both survey years to see how your state's performance measure numbers are changing. The number of respondents may not be the same because response rates often change and the same agencies do not always participate.

2) **Trend Over Time (One to One Analysis)** - This looks at only those agencies who participated in both years of a survey. This type of analysis illustrates collective upward or downward movement with EMSC 02 over time for those agencies who completed the survey in both years.

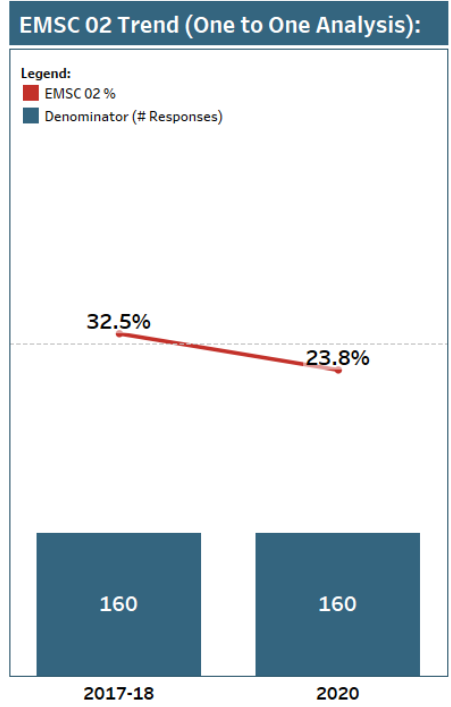
NOTE: EHB = Electronic Handbook. These are the official numbers that are reported to the EMSC Program.

The horizontal dashed gray line in the graphs indicates the EMSC National Target for 2020 which is 30%.

Survey Year	RIGHT: Number of Michigan Agencies that Reported Meeting EMSC 02 by Survey Year. Percentage plotted below.
2017-18	105 out of 357
2020	63 out of 272



Survey Year	RIGHT: Number of Michigan Agencies Participating in BOTH Survey Years that Reported Meeting EMSC 02. Percentage plotted below.
2017-18	52 out of 160
2020	38 out of 160



- *One to One – 160 agencies – responded to both the '17-18 survey as well as the 2020 survey
- Decrease in reported champions among those 160 agencies that took both surveys
- Pull data on which agencies reported having a PECC in '17-18 but not in 2020 – reach out to these to support re-establishing a PECC

Michigan EMSC 03 - Use of Pediatric-Specific Equipment Performance Measure Trending:

Trending Over Time:

There are many ways to measure improvement over time. On this page, you can see how your state performed for EMSC 02:

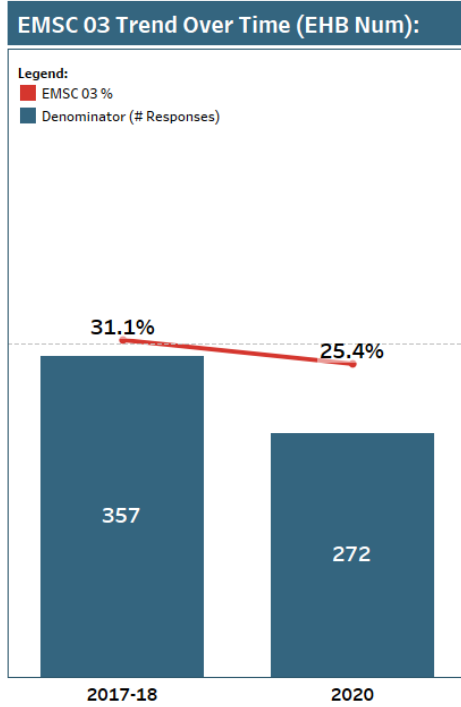
1) **Trend Over Time** - This looks at all respondents in both survey years to see how your state's performance measure numbers are changing. The number of respondents may not be the same because response rates often change and the same agencies do not always participate.

2) **Trend Over Time (One to One Analysis)** - This looks at only those agencies who participated in both years of a survey. This type of analysis illustrates collective upward or downward movement with EMSC 02 over time for those agencies who completed the survey in both years.

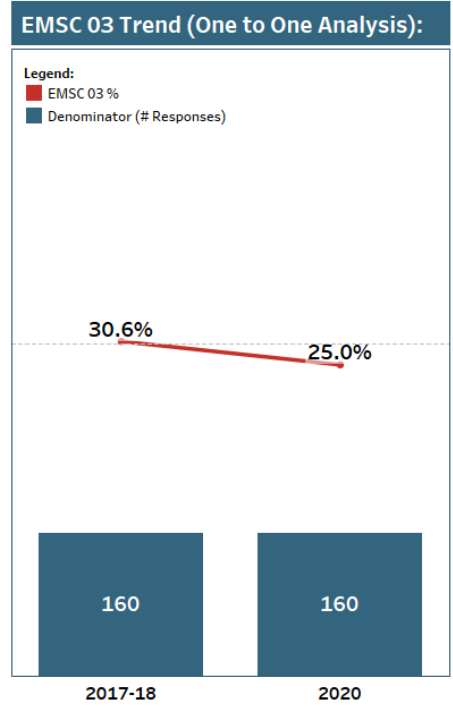
NOTE: EHB = Electronic Handbook. These are the official numbers that are reported to the EMSC Program.

The horizontal dashed gray line in the graphs indicates the EMSC National Target for 2020 which is 30%.

	Survey Year	
RIGHT: Number of Michigan Agencies that Reported Meeting EMSC 03 by Survey Year. Percentage plotted below.	2017-18	111 out of 357
	2020	69 out of 272



	Survey Year	
RIGHT: Number of Michigan Agencies Participating in BOTH Survey Years that Reported Meeting EMSC 03. Percentage plotted below.	2017-18	49 out of 160
	2020	40 out of 160



*Great effort to focus our PECCs effort on moving forward. (See PM 03) details on how these scores are calculated (at least 6/10) – pg. 7

Michigan Agency Demographics for 2020

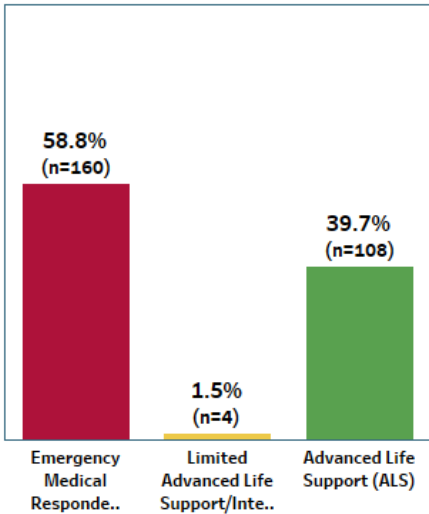
Survey Year:
2020

Urbanicity:
All

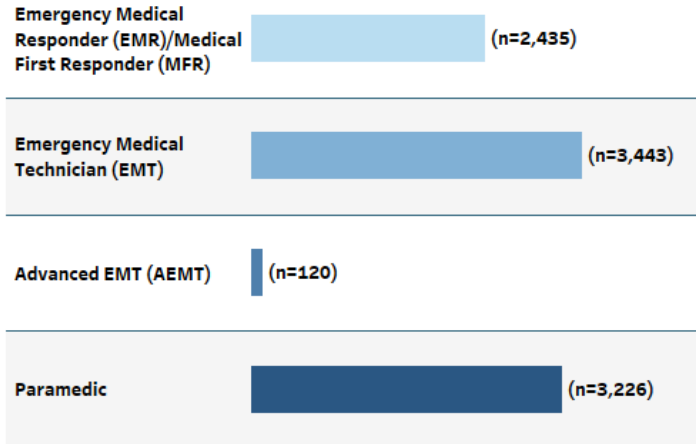
Agency Type*:
All

*All = All Agencies You Surveyed, Drop Down the Menu to See Sub-Group Detail

Agencies by Highest Licensure:



Type of Providers Reported*:



* Number of Responding Agencies Not Reporting: 3

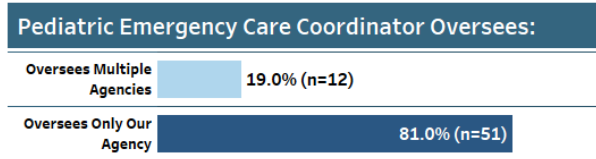
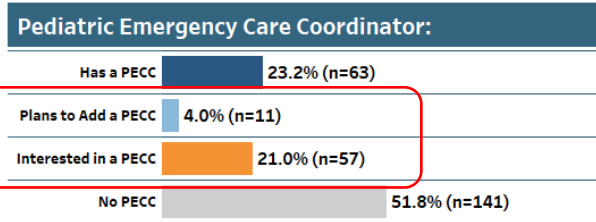
Pediatric Call Volume by Number and % of Agencies:

	Num of Agencies	% of Agencies
HIGH: More than 600 pediatric calls in the last year (more than 50 pediatric calls per month)	6	2.2%
MEDIUM HIGH: Between 101-600 pediatric calls in the last year (8 - 50 pediatric calls per month)	35	12.9%
MEDIUM: Between 13-100 pediatric calls in the last year (1 - 8 pediatric calls per month)	104	38.2%
LOW: Twelve (12) or fewer pediatric calls in the last year (1 or fewer pediatric calls per month)	122	44.9%
NONE: No Pediatric Calls in the Last Year	4	1.5%
No Response	1	0.4%
Grand Total	272	100.0%

*NEDARC help - agencies that have low, or medium pediatric call volumes – ideal audience to appoint a PECC - promote improved readiness for peds calls! Example: What % of agencies who reported low peds call volume have a PECC? Which agencies wanted to add a PECC compared to those with high peds call volume? Etc.

Michigan Pediatric Emergency Care Coordinator (PECC) Overview for 2020

Survey Year: 2020 Urbanicity: All Pediatric Call Volume: All
 Agency Type*: All *All = All Agencies You Surveyed, Drop Down the Menu to See Sub-Group Detail



- Other Reported PECC Activities (shared by respondents):**
- Regional Trauma Network Committee Chair, PEPP Course Coordinator.
 - In house Continuing education is used often.
 - Trainings ,mock, ce's, etc.....
 - Community relations with school and churches
 - Pediatric training as part of MCI Drills Anually
 - Also does our CE's
 - Mainly he looks at our continuing education topics and suggests way..
 - Conferences when available
 - Ensures agency compliance with the Mi-Medic pediatric medication a..
 - TAKE PART BIN ACTIVITIES AT THE SCHOOL AND HELP THE SCHOOL P..
 - School prom and party simulation
 - Neonatal Critical care transport quality assurance
 - Public education at schools and other events

Agencies who Have a PECC - Reported PECC Duties:

Promotes pediatric continuing education opportunities	98.4%
Ensures that fellow providers follow pediatric clinical practice guidelines and/or protocols	93.7%
Ensures the availability of pediatric medications, equipment, and supplies	92.1%
Oversees pediatric process improvement initiatives	82.5%
Promotes agency participation in pediatric prevention programs	66.7%
Ensures that the pediatric perspective is included in the development of EMS protocols	65.1%
Coordinates with the emergency department pediatric emergency care coordinator	42.9%
Promotes agency participation in pediatric research efforts	39.7%
Promotes family-centered care	36.5%
Other Activities	25.4%

*Plans to add PECC & interested in PECC – these 68 agencies would be ideal to reach out - educate about a PECC - identify one - provide the Pediatric Champion toolkit

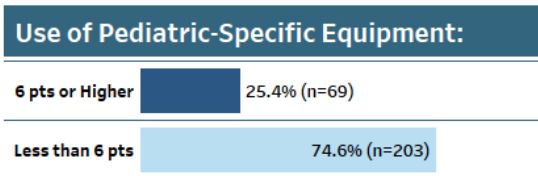
- start with Pediatric skills – education

*Would like to reach out to the 63 agencies that stated they have a PECC and thank them for advocating for children in their community, and provide with Pediatric Champion pin and toolkit

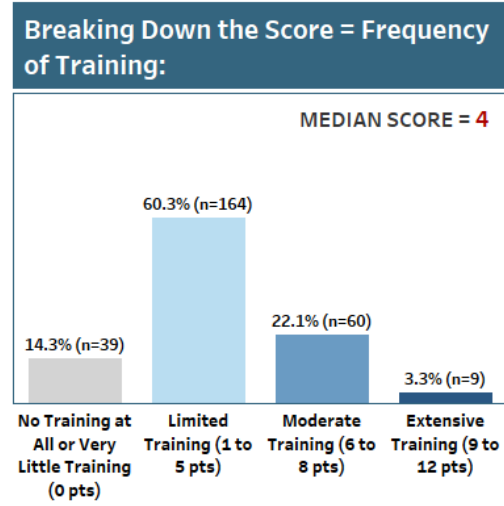
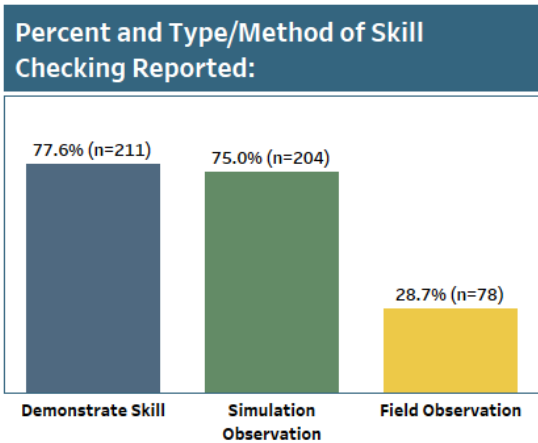
- agency recognition – certificate for the agency to display/announce

- one factor in the agency recognition process – start with the champions

Michigan Use of Pediatric-Specific Equipment Overview for 2020



Survey Year: 2020
 Pediatric Volume: All
 Urbanicity: All
 Agency Type*: All
 *All = All Agencies You Surveyed, Drop Down the Menu to See Sub-Group Detail



Use of Pediatric-Specific Equipment Matrix:

% of Agencies: 2.2% to 71.3%

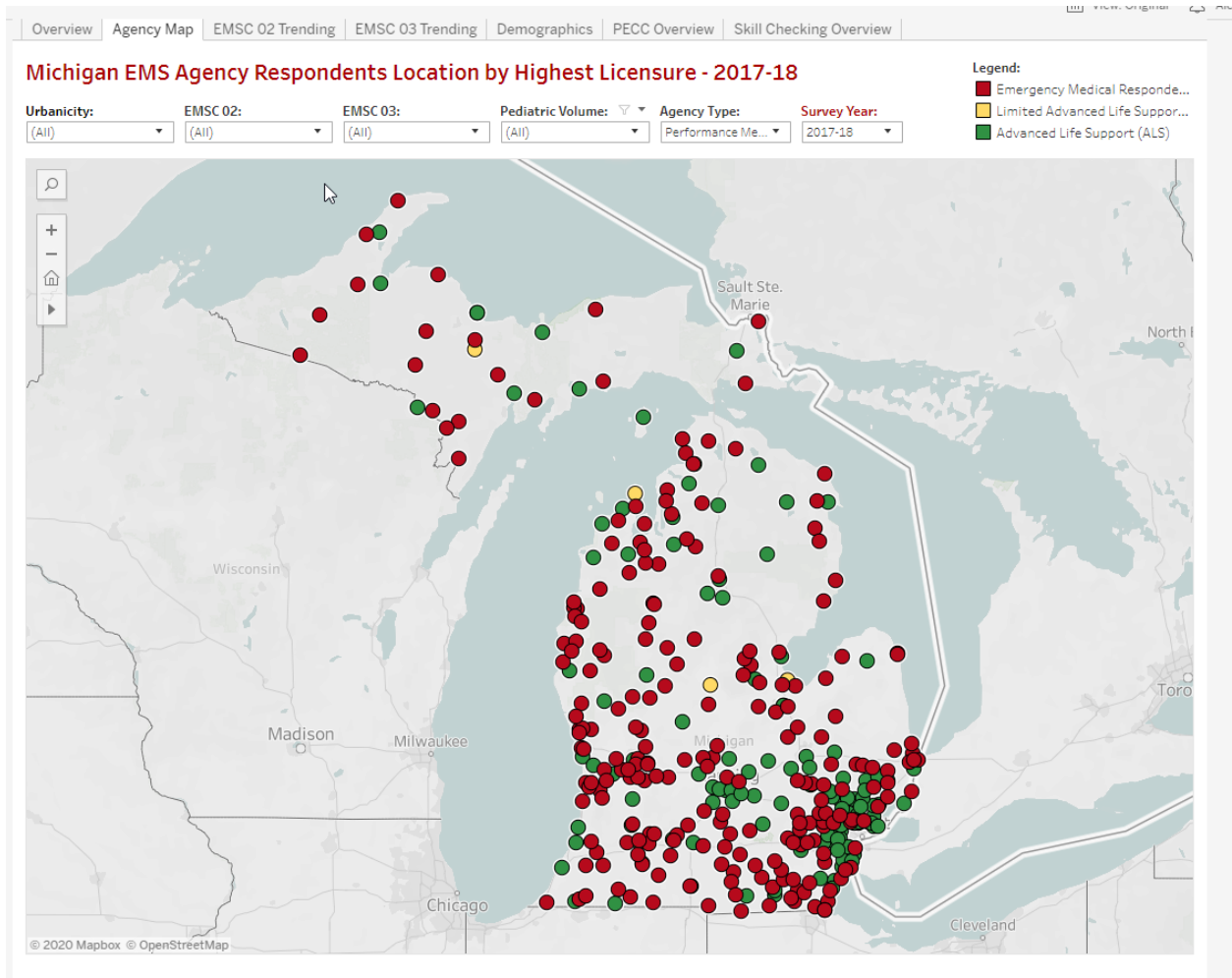
	Two or more times per year (4pts)	At least once per year (2pts)	At least once every two years (1pt)	Less frequency than once every two years (0 pts)	None
How often are your providers required to demonstrate skills via a SKILL STATION?	14.7% (n=40)	45.6% (n=124)	14.3% (n=39)	2.9% (n=8)	22.4% (n=61)
How often are your providers required to demonstrate skills via a SIMULATED EVENT?	10.3% (n=28)	43.8% (n=119)	18.8% (n=51)	2.2% (n=6)	25.0% (n=68)
How often are your providers required to demonstrate skills via a FIELD ENCOUNTER?	4.8% (n=13)	12.9% (n=35)	5.1% (n=14)	5.9% (n=16)	71.3% (n=194)

This matrix was used to score the type of skill demonstration/simulation and the frequency of occurrence. A score of 6 pts or higher "met" the measure. The darker the box the higher the percentage of agencies in that group. See pg. 35 in the "EMSC for Children Performance Measures, Implementation Manual for State Partnership Grantees, Effective March 1st, 2017" for additional information about this matrix.

*The pattern seen in the table at the bottom, is almost identical in all states. – 4 points is doable – very difficult to jump to 6 with these options. Consider skill station – 2 times per year?

- Most commonly requiring providers demonstrate skills via a skill station and simulated event one time per year = 2 points each

- almost every agency reports not requiring providers to demonstrate skills in a field encounter – need to give some good feedback to the greater EMSC community/HRSA etc. regarding this scoring system as no other state has reported requiring filed encounter demonstrations. Not going to happen.



Numerous ways to play with this data – filters etc. (options for each category shown below) – go live to show if desired

*Another useful way to filter to find ideal agencies to reach out and support in appointing a PECC

- regional coordinators, healthcare coalitions, MCAs from those areas we are seeking more involvement from EMS agencies to appoint a PECC

- rural agencies – partner with MCRH – Michigan Center for Rural Health – Abbas

Urbanicity:

(All)

(All)

Urban

Suburban

Rural

Remote

Cancel Apply

EMSC 02: EMS

(All) (All)

- (All)
- Has a PECC
- Plans to Add a PECC
- Interested in a PECC
- No PECC

Cancel Apply

EMSC 03: Pediatric Volume: Agen

(All) (All) Perf

- (All)
- No Training at All or Very Little Training (0 pts)
- Limited Training (1 to 5 pts)
- Moderate Training (6 to 8 pts)
- Extensive Training (9 to 12 pts)

Cancel Apply

Pediatric Volume: Agency Type: Survey Year:

(All) Performance Me... 2017-18

- Limited Advanced Life Su
- Advanced Life Support (A

- (All)
- HIGH: More than 600 pediatric calls in the last year (more than 50 pediatric calls per month)
- MEDIUM HIGH: Between 101-600 pediatric calls in the last year (8 - 50 pediatric calls per month)
- MEDIUM: Between 13-100 pediatric calls in the last year (1 - 8 pediatric calls per month)
- LOW: Twelve (12) or fewer pediatric calls in the last year (1 or fewer pediatric calls per month)
- NONE: No Pediatric Calls in the Last Year
- No Response

Cancel Apply